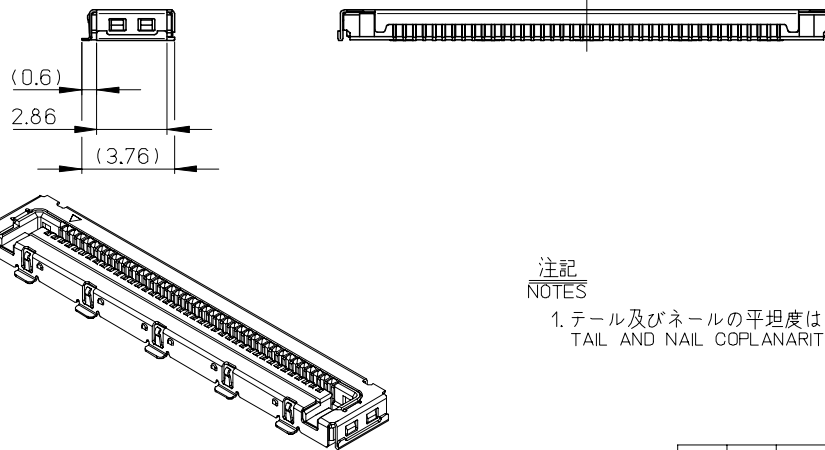
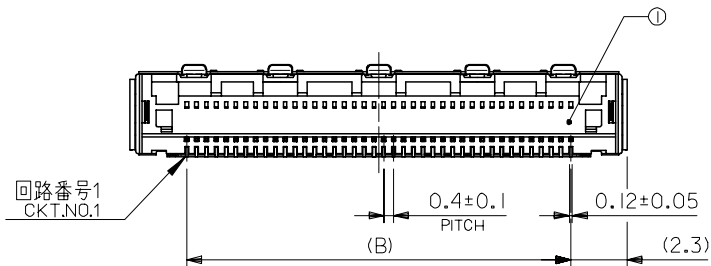
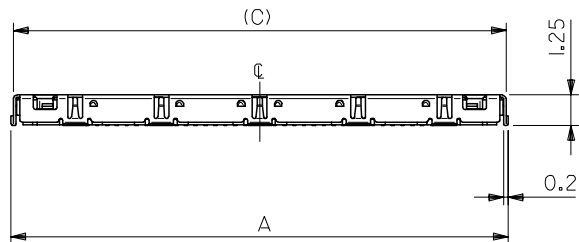
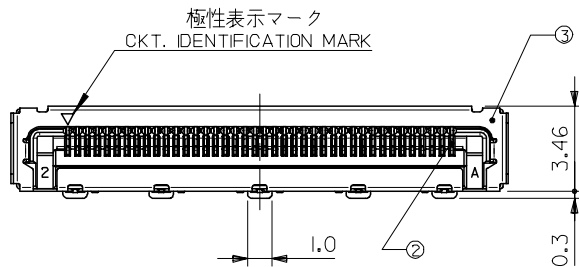


10 9 8 7 6 5 4 3 2 1



番号 NO.	部品 PART NAME	材料/仕上げ MATERIAL/ FINISH
①	ハウジング HOUSING	ガラス入り耐熱樹脂、黒色、UL94V-0 G.F.HEAT RESISTANT PLASTIC, BLACK, UL94V-0
②	ターミナル TERMINAL	銅合金 COPPER ALLOY 接点部 : 金メッキ0.2μm MIN. CONTACT AREA : GOLD 0.2μm MIN. テール部 : 金メッキ0.4μm MAX. TAIL AREA : GOLD 0.4μm MAX. 下地めっき : ニッケルメッキ1.5μm MIN. UNDER PLATING : NICKEL 1.5μm MIN.
③	シェル SHELL	ステンレス鋼 STAINLESS STEEL 半田付け処理 SOLDERABILITY IMPROVEMENT COAT (Au COAT) 下地めっき : ニッケルメッキ1.0μm MIN. UNDER PLATING : NICKEL 1.0μm MIN.

注記
NOTES

1. テール及びネールの平坦度は0.1MAX.
TAIL AND NAIL COPLANARITY TO BE 0.1MAX.

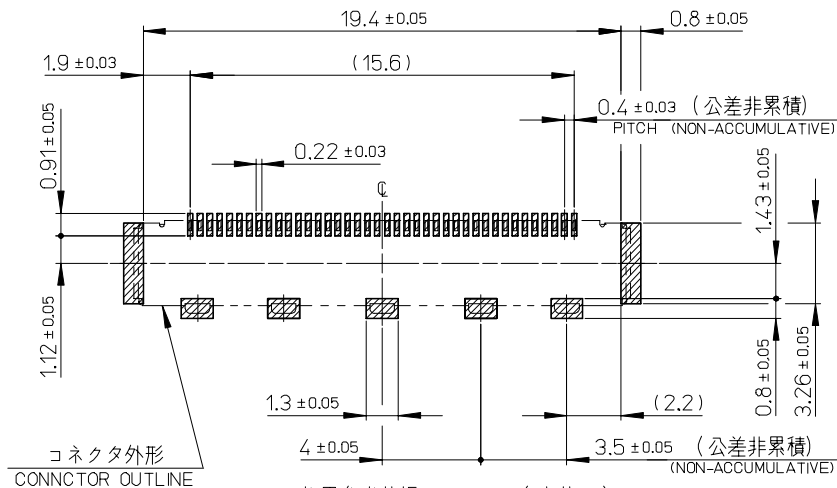
24	19.6	24.2	501083-5009	50
20	15.6	20.2	501083-4009	40
16	11.6	16.2	501083-3009	30
C	B	A	製品番号 MATERIAL NO.	極数 CKT.
			MODEL NO.	501083-**09

REVISED EC NO: J2007-1019 DRWNG: YRIFUJI 2006/10/06 CHKD: KANEKO 2006/10/06 APPR: KANEKO 2006/10/10	GENERAL TOLERANCES (UNLESS SPECIFIED)		DIMENSION STYLE MM ONLY		SCALE 5:1	DESIGN UNITS METRIC	THIRD ANGLE PROJECTION
	10 UNDER	±0.2	DRAWN BY KTAKETOMI	DATE 2004/02/10	TITLE 0.4 WIRE TO BOARD CONN. REC. HOUSING ASSEMBLY TOP ENTRY -LEAD FREE-		
	10 OVER 30 UNDER	±0.25	CHECKED BY TKANEKO	DATE 2004/02/10	MOLEX INCORPORATED		
	30 OVER	±0.3	APPROVED BY AHORINO	DATE 2004/02/10	DOCUMENT NO. SD-501083-001	SHEET NO. 1 OF 2	
	ANGULAR	±3 °	MATERIAL NO. SEE CHART				
DRAFT WHERE APPLICABLE MUST REMAIN WITHIN DIMENSIONS		SIZE A3		THIS DRAWING CONTAINS INFORMATION THAT IS PROPRIETARY TO MOLEX INCORPORATED AND SHOULD NOT BE USED WITHOUT WRITTEN PERMISSION			

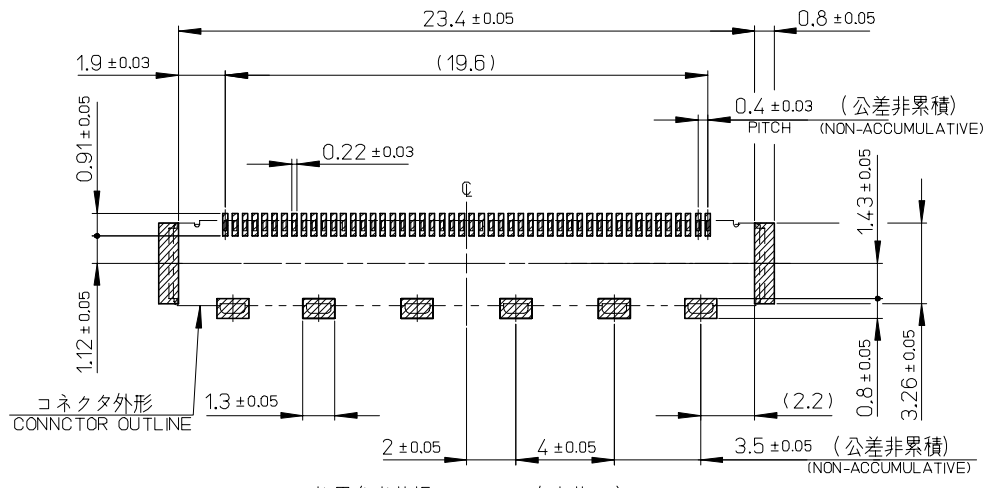
10 9 8 7 6 5 4 3 2 1

F

F



40極用参考基板レイアウト (実装面)
P.C.BOARD PATTERN DIMENSION FOR 40ckts
(REFERENCE)
(MOUNTING SIDE)



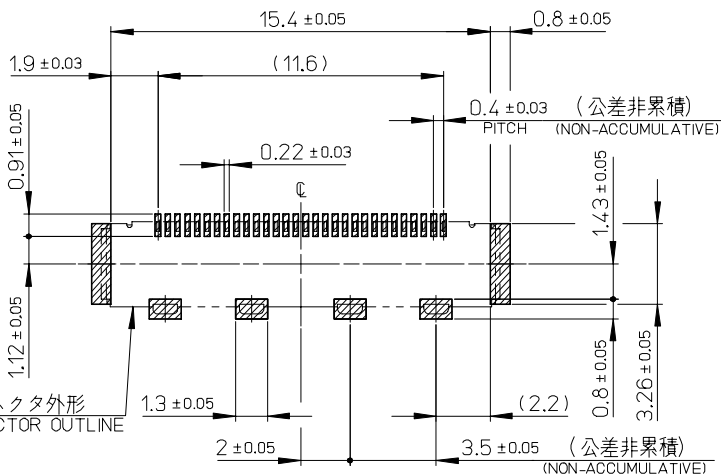
50極用参考基板レイアウト (実装面)
P.C.BOARD PATTERN DIMENSION FOR 50ckts
(REFERENCE)
(MOUNTING SIDE)

D

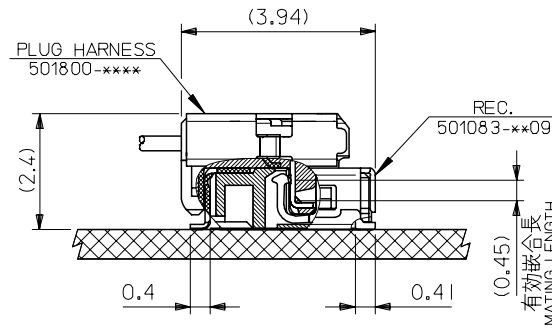
D

C

C



30極用参考基板レイアウト (実装面)
P.C.BOARD PATTERN DIMENSION FOR 30ckts
(REFERENCE)
(MOUNTING SIDE)



嵌合断面図 (参考)
CROSS-SECTION VIEW OF MATED CONNECTOR
(REFERENCE)

B

B

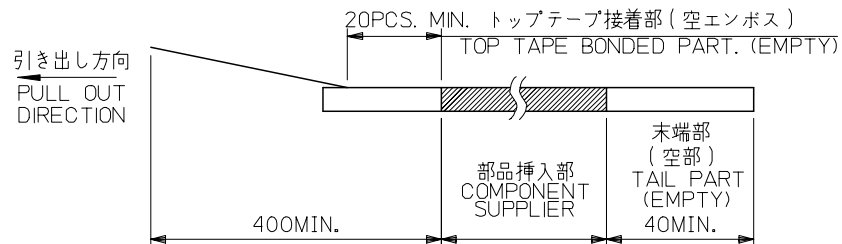
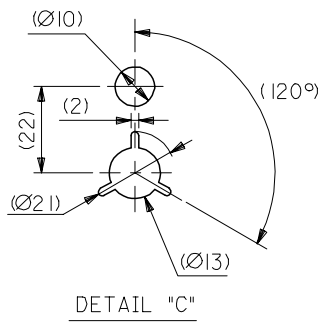
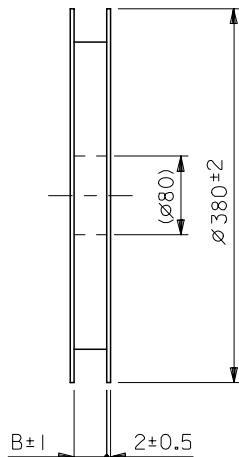
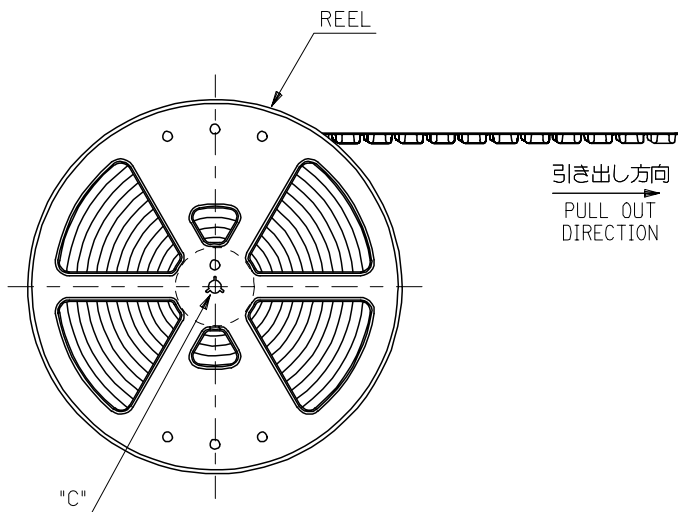
A

A

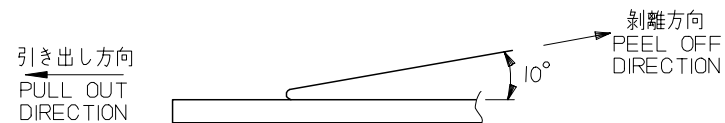
REVISED EC NO: J2007-1019 DRWNGYORIFUJI 2006/10/06 CHKD:TKANEKO 2006/10/06 APPR:TKANEKO 2006/10/10	GENERAL TOLERANCES (UNLESS SPECIFIED)		DIMENSION STYLE MM ONLY	SCALE 5:1	DESIGN UNITS METRIC	THIRD ANGLE PROJECTION
	10 UNDER	± 0.2	DRAWN BY KTAKETOMI	DATE 2004/02/10	TITLE 0.4 WIRE TO BOARD CONN. REC. HOUSING ASSEMBLY TOP ENTRY -LEAD FREE-	
	10 OVER 30 UNDER	± 0.25	CHECKED BY TKANEKO	DATE 2004/02/10	MOLEX INCORPORATED	
	30 OVER	± 0.3	APPROVED BY AHORINO	DATE 2004/02/10	SHEET NO. 2 OF 2	
	ANGULAR	± 3 °	MATERIAL NO. SEE 1 OF 2	DOCUMENT NO. SD-501083-001		
DRAFT WHERE APPLICABLE MUST REMAIN WITHIN DIMENSIONS		SIZE A3	THIS DRAWING CONTAINS INFORMATION THAT IS PROPRIETARY TO MOLEX INCORPORATED AND SHOULD NOT BE USED WITHOUT WRITTEN PERMISSION			

注記 NOTES

- 製品詳細寸法については図面 SD-501083-001 を参照下さい。
RE DETAILED DIMENSION, SEE SD-501083-001
- 梱包数量：3000 個/リール
NUMBER OF CONNECTORS：3000PCS/REEL
- リードテープ長さ LEAD TAPE LENGTH



- トップテープの剥離強度：0.1N~0.7N(10.2gf~71.4gf)
(剥離方向は下図参照)
尚、本規格値は出荷時に適用。(但し、輸送時に剥離が発生しないこと。)
PEELING OFF FORCE OF TOP TAPE：0.1N~0.7N(10.2gf~71.4gf)
(PEELING DIRECTION AS SHOWN IN FOLLOWING FIG.)
THIS REQUIREMENT SHOULD BE APPLIED AT SHIPMENT.
PEEL OFF SHOULD NOT BE ALLOWED, DURING TRANSPORTION.



- 材料 MATERIAL
キャリアテープ (CARRIER TAPE)：ポリプロピレン(POLYPROPYLENE)
トップテープ (TOP TAPE)：PET, PE, PEF
リール (REEL)：ポリスチレン (PS) <リサイクル材を含む>
POLYSTYRENE (PS) <RECYCLE MATERIAL CONTAINED>

MODEL NO. 501083-**10

REVISED EC NO: J2007-1508 DRWNGYORIFUJI 2006/11/27 CHKD:TKANEKO 2006/11/27 APPR:TKANEKO 2006/11/27	GENERAL TOLERANCES (UNLESS SPECIFIED)		DIMENSION STYLE MM ONLY		SCALE 5:1	DESIGN UNITS METRIC	THIRD ANGLE PROJECTION
	10 UNDER	± 0.2	DRAWN BY KTAKETOMI	DATE 2004/12/10	TITLE 0.4 W/B CONN. REC.HSG ASSY TOP ENTRY EMBOSSSED TAPE PACKAGE		
	10 OVER 30 UNDER	± 0.25	CHECKED BY TKANEKO	DATE 2004/12/10			
	30 OVER	± 0.3	APPROVED BY AHORINO	DATE 2004/12/10	MOLEX INCORPORATED		
	ANGULAR	± 3 °	MATERIAL NO.	DOCUMENT NO.			
DRAFT WHERE APPLICABLE MUST REMAIN WITHIN DIMENSIONS		SIZE A3	SEE CHART		SD-501083-002	1 OF 3	

10 9 8 7 6 5 4 3 2 1

F

E

D

C

B

A

F

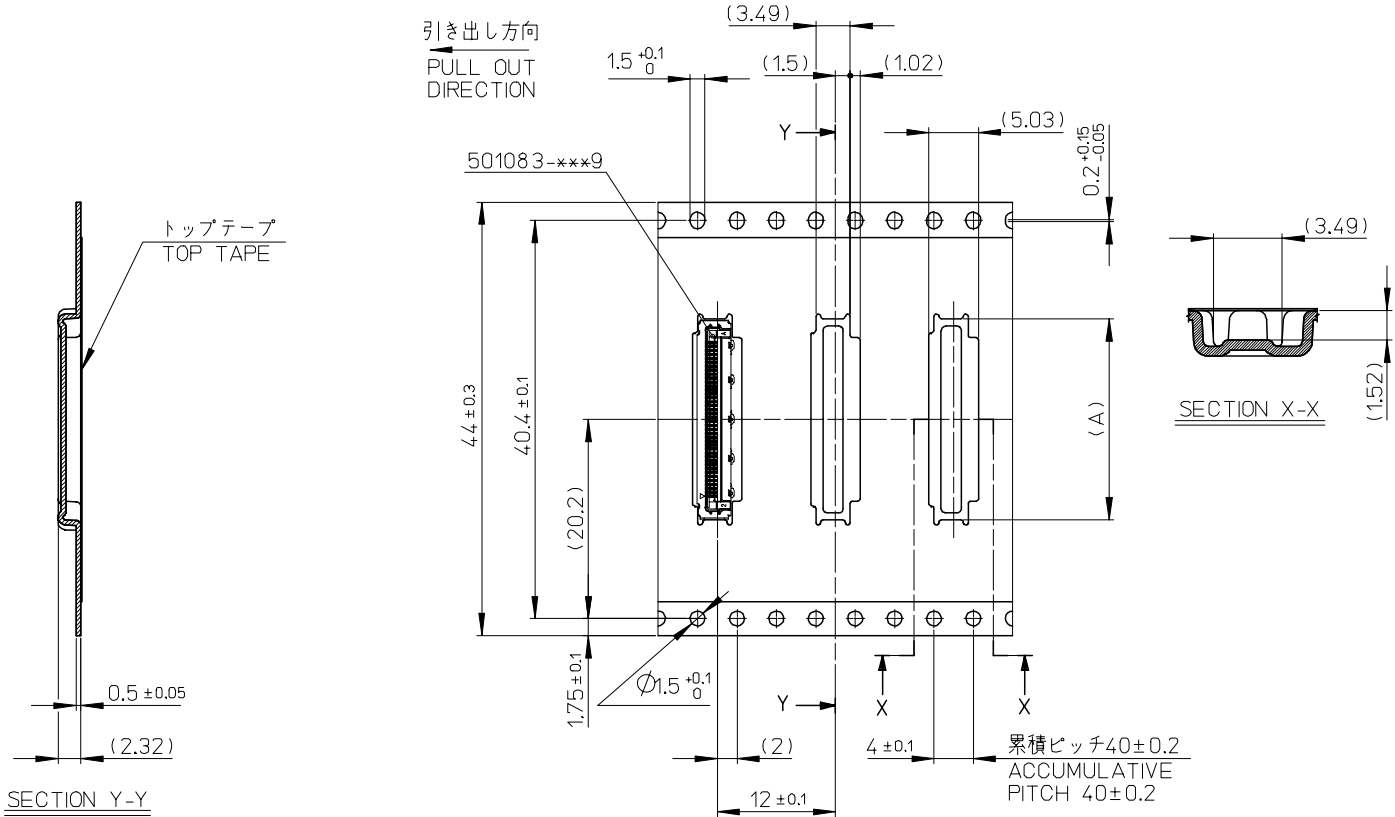
E

D

C

B

A



44mm 幅キャリアテープ
44mm WIDTH CARRIER TAPE

44	45.5	24.4	501083-5010	50
		20.4	501083-4010	40
キャリアテープ幅 CARRIER TAPE WIDTH	B	(A)	製品番号 MATERIAL NO.	極数 CKT.
			MODEL NO.	501083-**10

REVISED EC NO: J2007-1508 DRWNG: RIFUJI 2006/11/27 CHKD: KANEKO 2006/11/27 APPR: KANEKO 2006/11/27	GENERAL TOLERANCES (UNLESS SPECIFIED)		DIMENSION STYLE MM ONLY		SCALE 5:1	DESIGN UNITS METRIC	THIRD ANGLE PROJECTION
	10 UNDER	± 0.2	DRAWN BY KTAKETOMI	DATE 2004/12/10	TITLE 0.4 W/B CONN. REC.HSG ASSY TOP ENTRY EMBOSSD TAPE PACKAGE		
	10 OVER 30 UNDER	± 0.25	CHECKED BY TKANEKO	DATE 2004/12/10	MOLEX INCORPORATED		
	30 OVER	± 0.3	APPROVED BY AHORINO	DATE 2004/12/10	MATERIAL NO. SEE CHART		
	ANGULAR	± 3 °	DRAFT WHERE APPLICABLE MUST REMAIN WITHIN DIMENSIONS		DOCUMENT NO. SD-501083-002	SHEET NO. 2 OF 3	

10 9 8 7 6 5 4 3 2 1

F

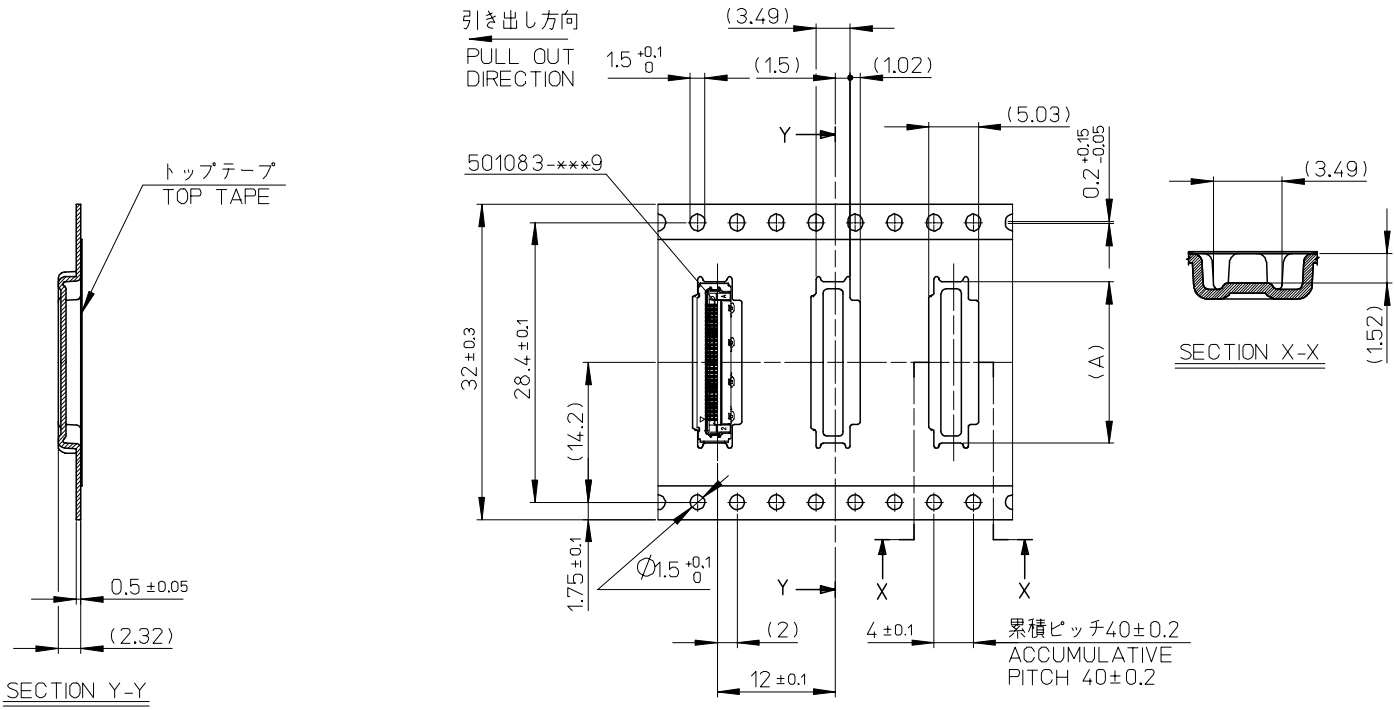
E

D

C

B

A



32mm 幅キャリアテープ
32mm WIDTH CARRIER TAPE

32	33.5	16.4	501083-3010	30
キャリアテープ幅 CARRIER TAPE WIDTH	B	(A)	製品番号 MATERIAL NO.	極数 CKT.
			MODEL NO.	501083-**10

REVISED EC NO: J2007-4508 DRWNG: YORIFUJI 2006/11/27 CHKD: TKANEKO 2006/11/27 APPR: TKANEKO 2006/11/27	GENERAL TOLERANCES (UNLESS SPECIFIED)		DIMENSION STYLE MM ONLY		SCALE 1:1	DESIGN UNITS METRIC	THIRD ANGLE PROJECTION
	10 UNDER	± 0.2	DRAWN BY KTAKETOMI	DATE 2004/12/10	TITLE 0.4 W/B CONN. REC. HSG ASSY TOP ENTRY EMBOSSED TAPE PACKAGE MOLEX INCORPORATED		
	10 OVER 30 UNDER	± 0.25	CHECKED BY TKANEKO	DATE 2004/12/10			
	30 OVER	± 0.3	APPROVED BY AHORINO	DATE 2004/12/10			
	ANGULAR ± 3 °		DRAFT WHERE APPLICABLE MUST REMAIN WITHIN DIMENSIONS		MATERIAL NO. SEE CHART	DOCUMENT NO. SD-501083-002	SHEET NO. 3 OF 3
THIS DRAWING CONTAINS INFORMATION THAT IS PROPRIETARY TO MOLEX INCORPORATED AND SHOULD NOT BE USED WITHOUT WRITTEN PERMISSION							