



**Pb-free
HEAT**



5379K Series

Single Color Semi-Round Shape Type

Features

| | |
|-------------------------|---|
| Package | 2.5 × 5 Semi-Round shape type, MBG,MPG : Pale Green Diffused epoxy MPY,MAY : Pale Yellow Diffused epoxy MAA : Pale Orange Diffused epoxy MVR,BR,MPR : Pale Red Diffused epoxy |
| Product features | <ul style="list-style-type: none"> • Outer Dimension 2.5 × 5 Semi-Round shape type • Operation temperature range. Storage Temperature : -30°C~100°C Operating Temperature : -30°C~85°C • Lead-free soldering compatible • RoHS compliant |
| Dominant wavelength | Green : 558nm (MBG) 567nm (MPG) Yellow Green : 572nm (MPY) Yellow : 590nm (MAY) Orange : 606nm (MAA) Red : 624nm (MVR) 647nm (BR) 630nm (MPR) |
| Half Intensity Angle | MBG : $\theta_x=28$ deg. $\theta_y=18$ deg., MPG $\theta_x=24$ deg. $\theta_y=15$ deg. MPY : $\theta_x=25$ deg. $\theta_y=19$ deg., MAY $\theta_x=24$ deg. $\theta_y=18$ deg. MAA,BR : $\theta_x=25$ deg. $\theta_y=15$ deg., MVR $\theta_x=23$ deg. $\theta_y=14$ deg. MPR $\theta_x=24$ deg. $\theta_y=13$ deg. |
| Die materials | MBG, MPG, MPY, MPR : GaP MAY, MAA, MVR : GaAsP BR : GaAlAs |
| Rank grouping parameter | Sorted by luminous intensity per rank taping |
| Soldering methods | TTW (Through The Wave) soldering and manual soldering |
| ESD | More than 2kV(HBM) |
| Packing | Bulk : 200pcs(MIN.) |

Recommended Applications

Amusement Equipment, Electric Household Appliances, OA/FA, Other General Applications

Color and Luminous Intensity

(Ta=25°C)

| Part No. | Material | Emitted Color | Lens Color | | Dominant Wavelength | | Luminous Intensity | | |
|----------|----------|---------------|-------------|----------|---------------------|----------------|--------------------|------|----------------|
| | | | | | λd (nm) | | Iv (mcd) | | |
| | | | | | TYP. | I _F | MIN. | TYP. | I _F |
| MBG5379K | GaP | Green | Pale Green | Diffused | 558 | 20 | 3 | 6 | 20 |
| MPG5379K | GaP | Green | | | 567 | 20 | 12 | 24 | 20 |
| MPY5379K | GaP | Yellow Green | Pale Yellow | | 572 | 20 | 20 | 40 | 20 |
| MAY5379K | GaAsP | Yellow | Pale Orange | | 590 | 20 | 12 | 24 | 20 |
| MAA5379K | GaAsP | Orange | Pale Red | | 606 | 20 | 12 | 24 | 20 |
| MVR5379K | GaAsP | Red | Pale Red | | 624 | 20 | 10 | 20 | 20 |
| BR5379K | GaAlAs | Red | | | 647 | 20 | 12 | 24 | 20 |
| MPR5379K | GaP | Red | | | 630 | 10 | 1.5 | 3.0 | 10 |

Absolute Maximum Ratings

(Ta=25°C)

| Item | Symbol | Absolute Maximum Ratings | | | | | | | | Unit |
|---------------------------------|--------------|--------------------------|------|------|------|------|------|------|------|-------|
| | | MBG | MPG | MPY | MAY | MAA | MVR | BR | MPR | |
| Power Dissipation | P_d | 70 | 70 | 85 | 85 | 70 | 75 | 100 | 75 | mW |
| Forward Current | I_F | 25 | 25 | 30 | 30 | 25 | 30 | 50 | 30 | mA |
| Pulse Forward Current ※1 | I_{FRM} | 60 | 60 | 75 | 75 | 60 | 75 | 300 | 75 | mA |
| Derating (Ta=25°C or higher) | ΔI_F | 0.33 | 0.33 | 0.40 | 0.40 | 0.33 | 0.40 | 0.67 | 0.40 | mA/°C |
| Reverse Voltage | V_R | 4 | 4 | 4 | 4 | 4 | 4 | 4 | 4 | V |
| Operating Temperature | T_{opr} | -30~+85 | | | | | | | | °C |
| Storage Temperature | T_{stg} | -30~+100 | | | | | | | | °C |

 ※1 I_{FRM} Measurement condition : Pulse Width ≤ 1 ms., Duty $\leq 1/20$.

Electro-Optical Characteristics(MBG,MPG,MPY,MAY,MAA,MVR,BR) (Ta=25°C)

| Item | Conditions | Symbol | Characteristics | | | | | | | | Unit |
|--------------------------|----------------------|----------------|-----------------|--------|--------|--------|--------|--------|--------|--------|------|
| | | | MBG | MPG | MPY | MAY | MAA | MVR | BR | | |
| Forward Voltage | I _F =20mA | V _F | TYP. | 2.1 | 2.1 | 2.1 | 2.2 | 2.2 | 2.0 | 1.7 | V |
| | | | MAX. | 2.8 | 2.8 | 2.8 | 2.8 | 2.8 | 2.8 | 2.0 | |
| Reverse Current | V _R =4V | I _R | MAX. | 20 | 20 | 20 | 20 | 20 | 20 | 100 | μ A |
| Peak Wavelength | I _F =20mA | λ _p | TYP. | 555 | 560 | 570 | 580 | 605 | 630 | 660 | nm |
| Dominant Wavelength | I _F =20mA | λ _d | TYP. | 558 | 567 | 572 | 590 | 606 | 624 | 647 | nm |
| Spectral Line Half Width | I _F =20mA | Δλ | TYP. | 30 | 30 | 30 | 30 | 30 | 30 | 30 | nm |
| Half Intensity Angle | I _F =20mA | 2θ 1/2 | TYP. | 28(θx) | 24(θx) | 25(θx) | 24(θx) | 25(θx) | 23(θx) | 25(θx) | deg. |
| | | | | 18(θy) | 15(θy) | 19(θy) | 18(θy) | 15(θy) | 14(θy) | 15(θy) | |

Electro-Optical Characteristics(MPR)

(Ta=25°C)

| Item | Conditions | Symbol | Characteristics | | Unit |
|--------------------------|----------------------|----------------|-----------------|--------|------|
| | | | | MPR | |
| Forward Voltage | I _F =10mA | V _F | TYP. | 2.1 | V |
| | | | MAX. | 2.8 | |
| Reverse Current | V _R =4V | I _R | MAX. | 20 | μ A |
| Peak Wavelength | I _F =10mA | λ _p | TYP. | 700 | nm |
| Dominant Wavelength | I _F =10mA | λ _d | TYP. | 630 | nm |
| Spectral Line Half Width | I _F =10mA | Δλ | TYP. | 100 | nm |
| Half Intensity Angle | I _F =10mA | 2θ 1/2 | TYP. | 24(θx) | deg. |
| | | | | 13(θy) | |

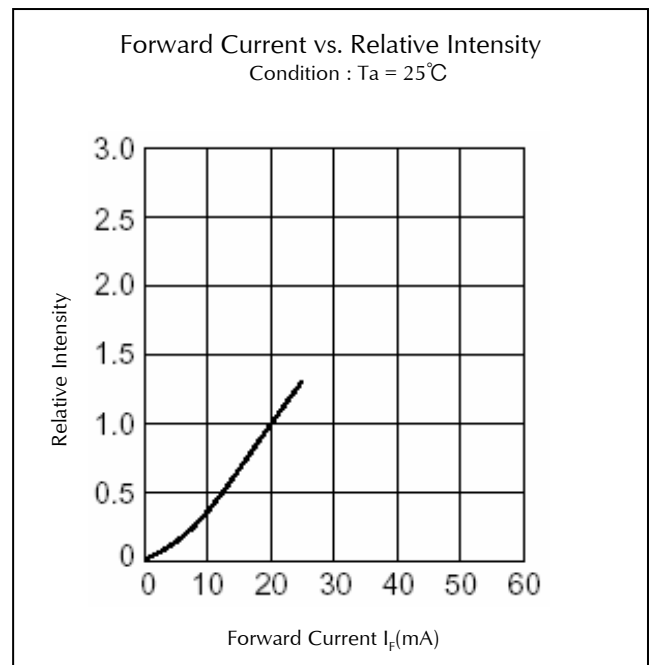
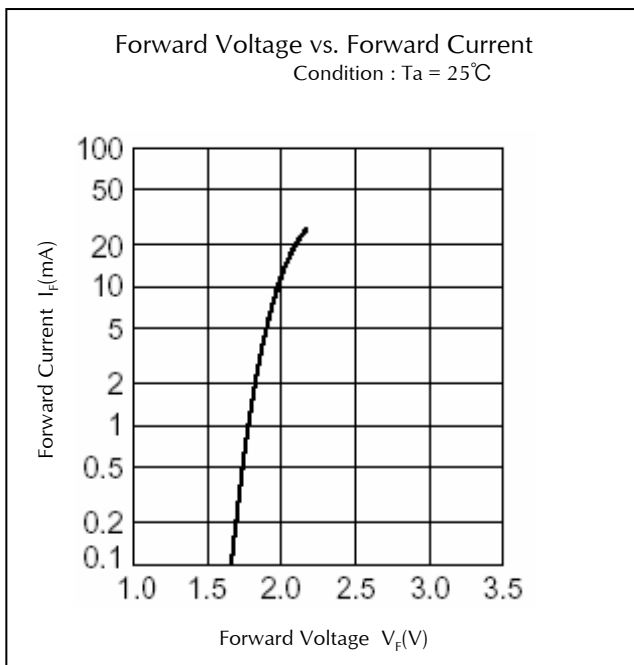

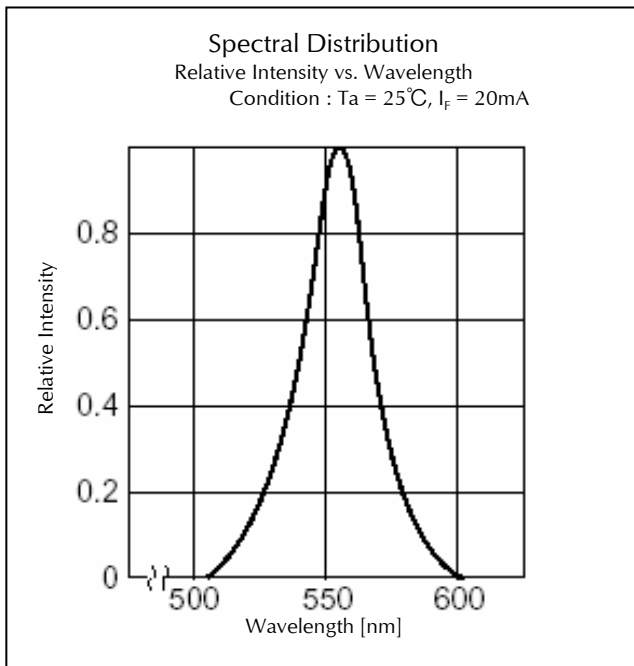
Luminous Intensity Rank

(Ta=25°C)

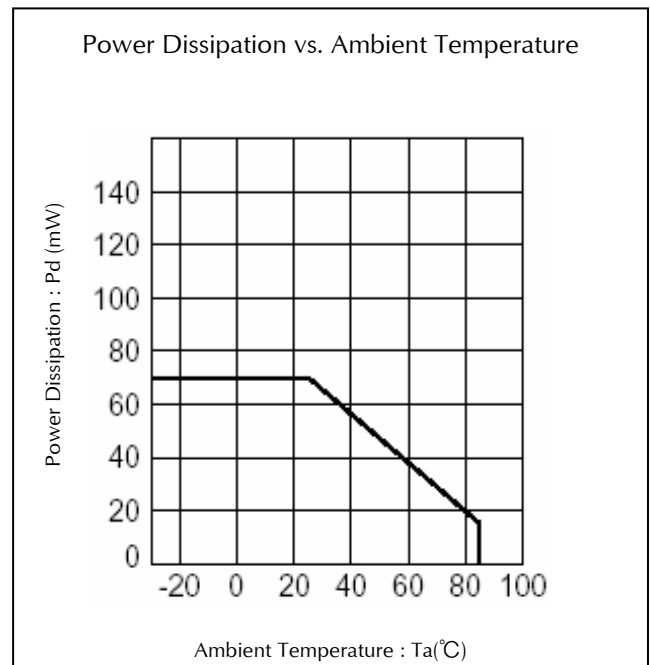
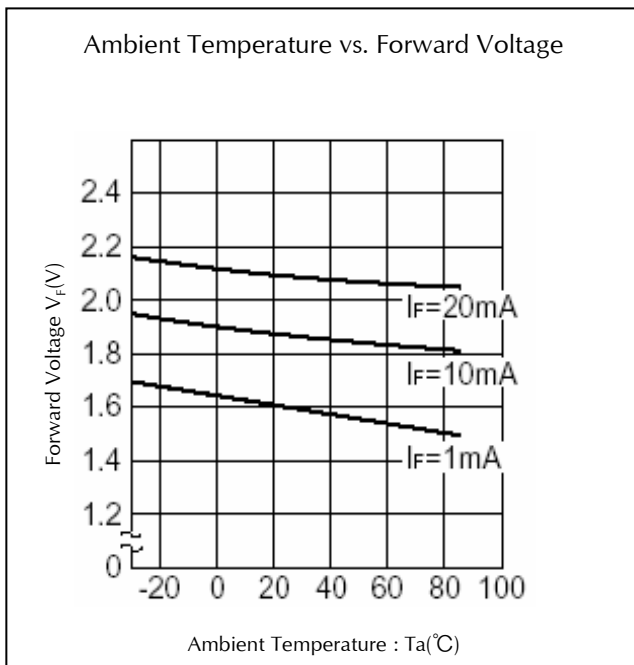
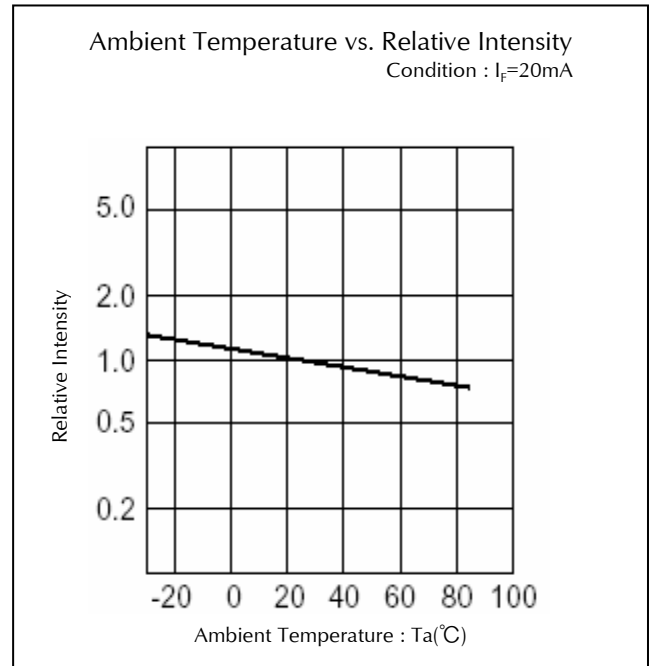
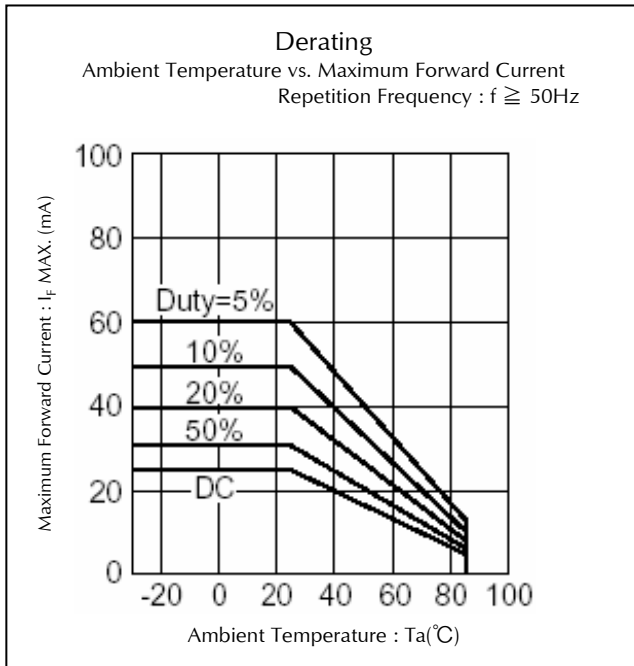
| Rank | I _v (mcd) | | | | | | | | | | | | | | | |
|------|----------------------|------|----------------------|------|----------------------|------|----------------------|------|----------------------|------|----------------------|------|----------------------|------|----------------------|------|
| | MBG | | MPG | | MPY | | MAY | | MAA | | MVR | | BR | | MPR | |
| | I _f =20mA | | I _f =20mA | | I _f =20mA | | I _f =20mA | | I _f =20mA | | I _f =20mA | | I _f =20mA | | I _f =10mA | |
| | MIN. | MAX. | MIN. | MAX. | MIN. | MAX. | MIN. | MAX. | MIN. | MAX. | MIN. | MAX. | MIN. | MAX. | MIN. | MAX. |
| A | 3.0 | 6.0 | 12.0 | 24.0 | 20 | 40 | 12.0 | 24.0 | 12.0 | 24.0 | 10 | 20 | 12.0 | 24.0 | 1.5 | 3.0 |
| B | 4.2 | 8.4 | 16.8 | 33.6 | 28 | 56 | 16.8 | 33.6 | 16.8 | 33.6 | 14 | 28 | 16.8 | 33.6 | 2.1 | 4.2 |
| C | 6.0 | 12.0 | 24.0 | 48.0 | 40 | 80 | 24.0 | 48.0 | 24.0 | 48.0 | 20 | 40 | 24.0 | 48.0 | 3.0 | 6.0 |
| D | 8.4 | 16.8 | 33.6 | 67.2 | 56 | 112 | 33.6 | 67.2 | 33.6 | 67.2 | 28 | 56 | 33.6 | 67.2 | 4.2 | 8.4 |
| E | 12.0 | - | 48.0 | - | 80 | - | 48.0 | - | 48.0 | - | 40 | - | 48.0 | - | 6.0 | - |

Please contact our sales staff concerning rank designation.

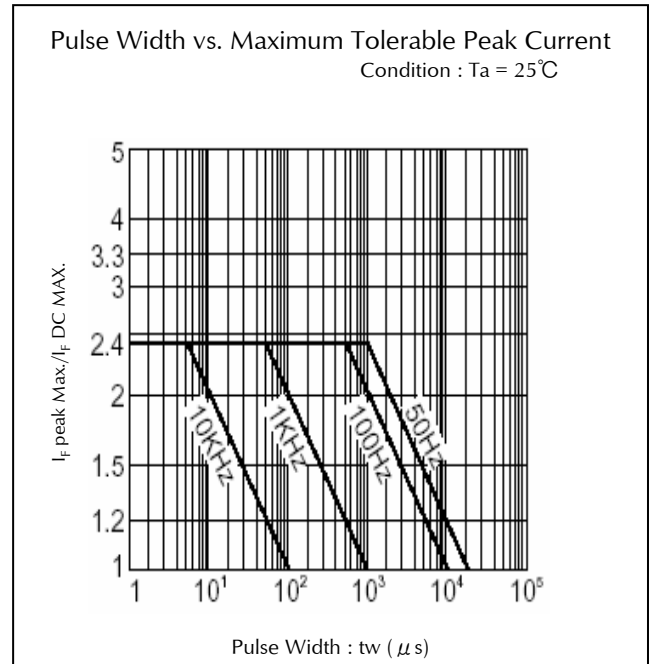
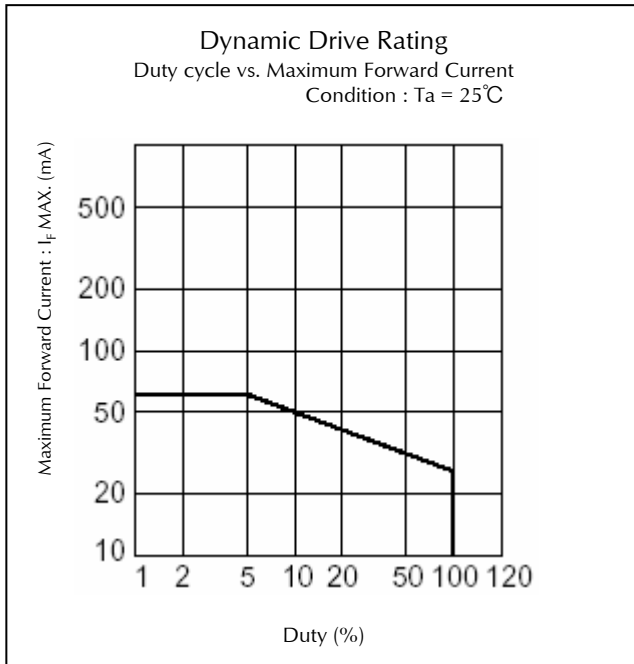
Technical Data(MBG)



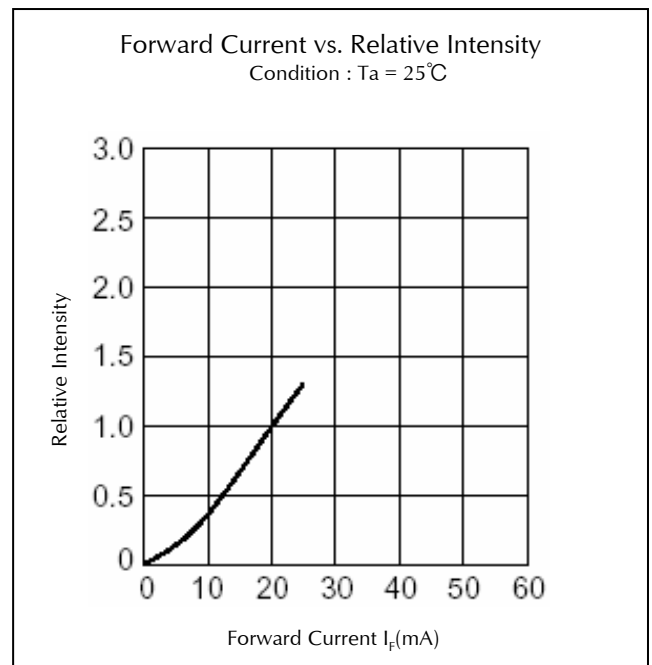
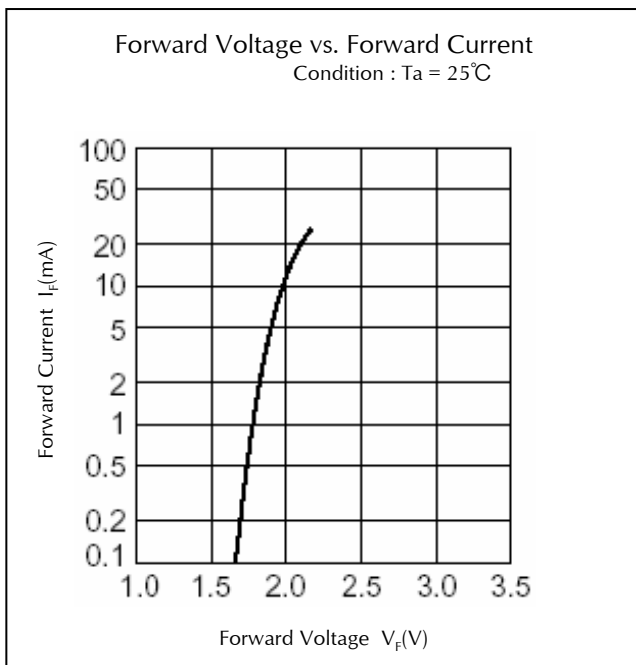

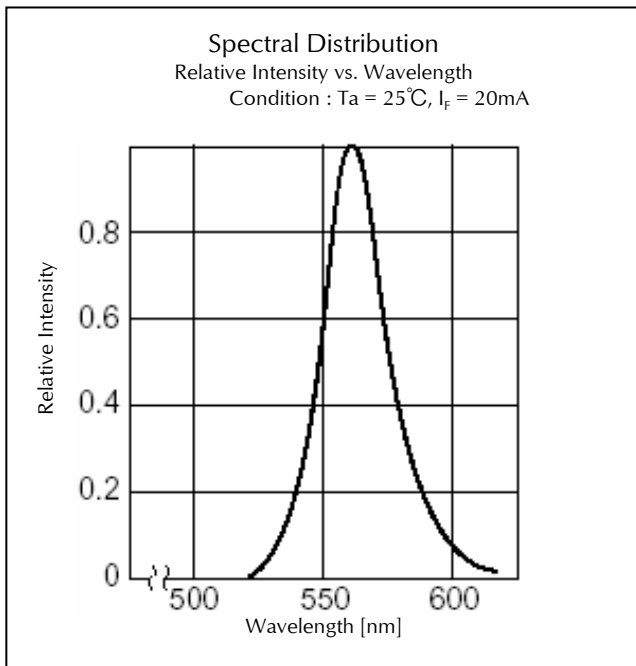
Technical Data(MBG)



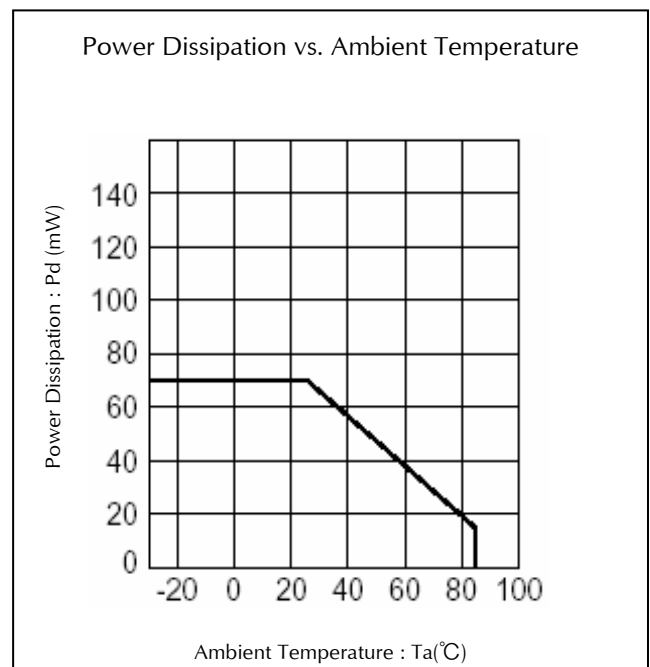
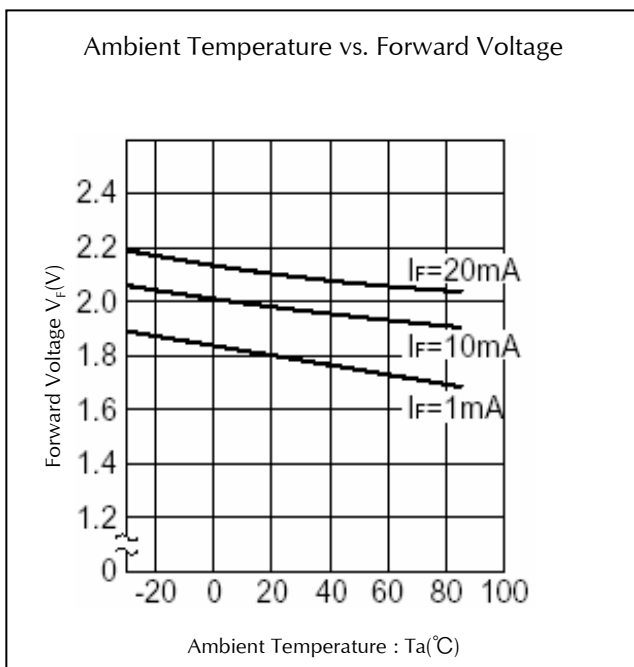
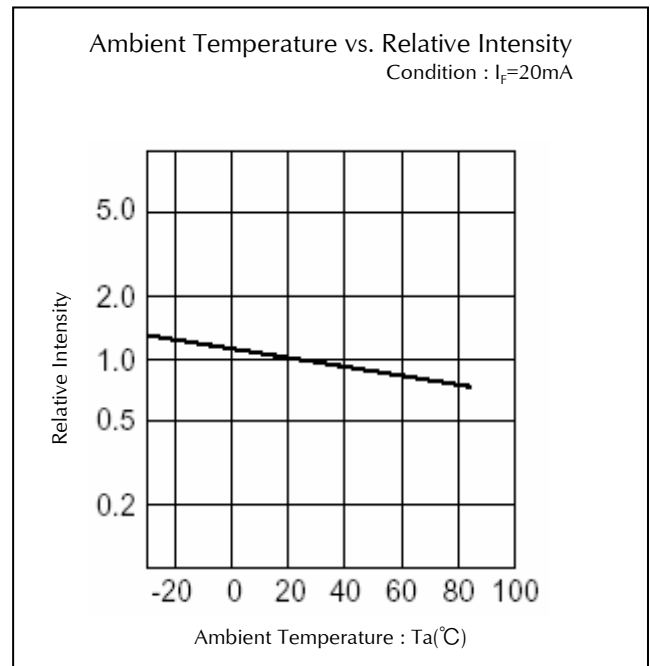
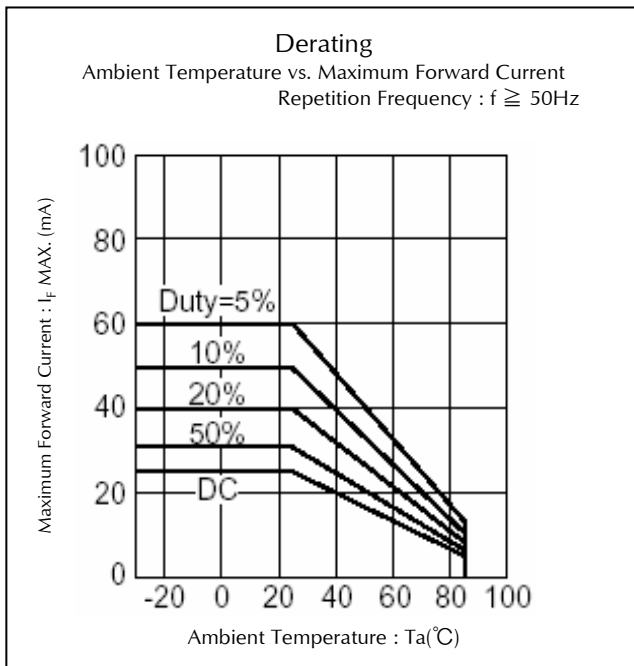
Technical Data(MBG)



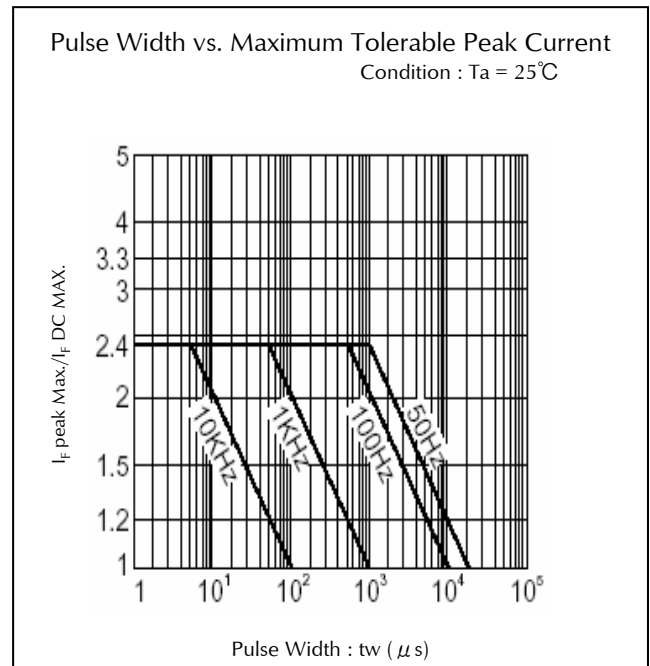
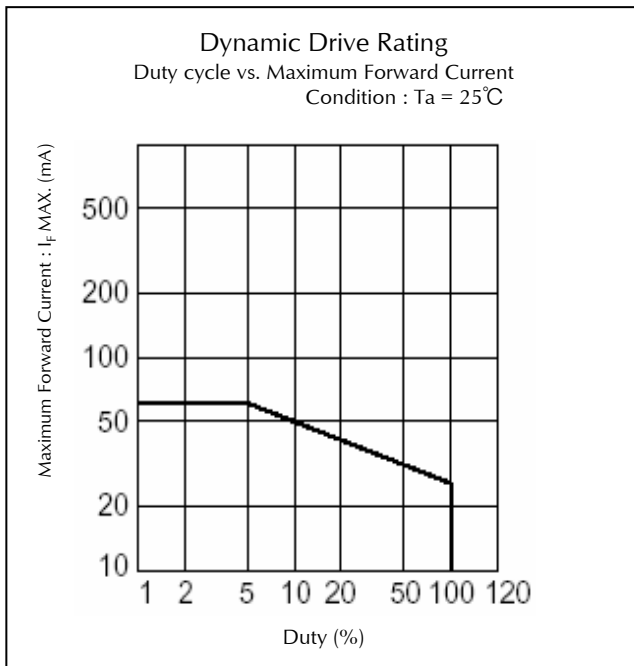
Technical Data(MPG)



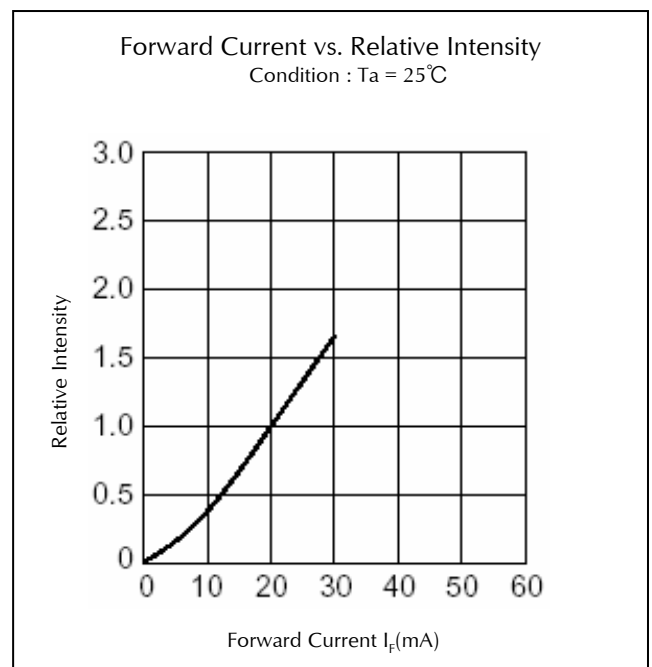
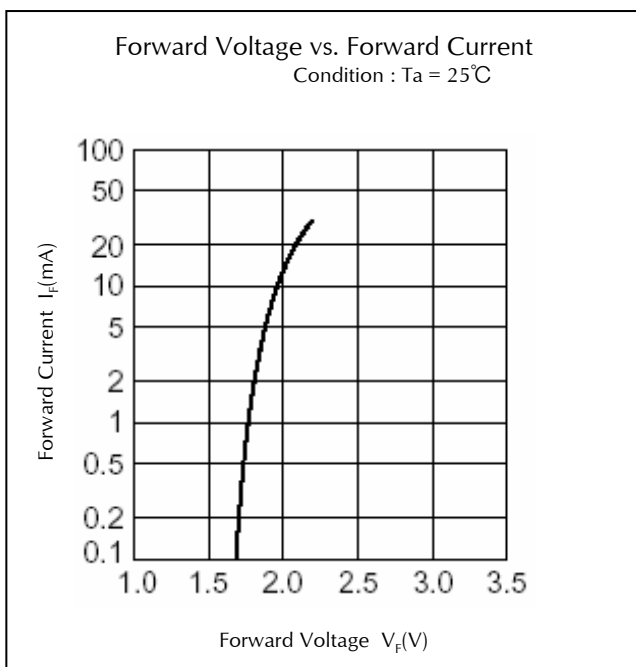

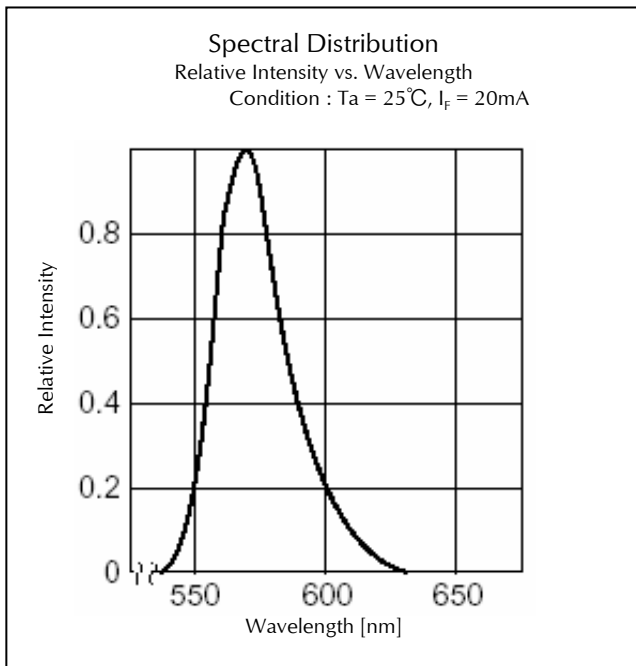
Technical Data(MPG)



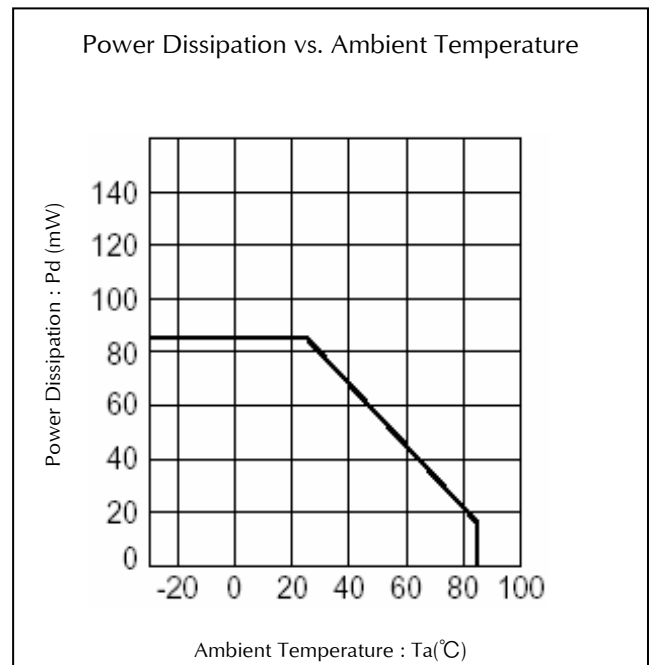
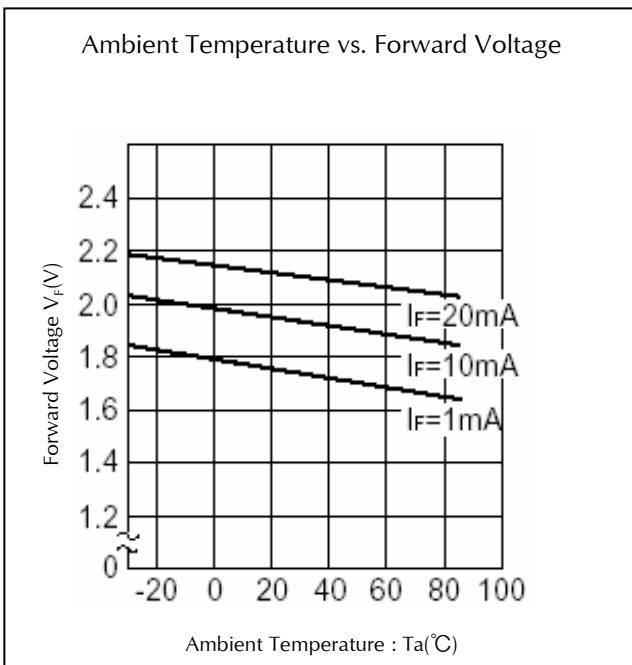
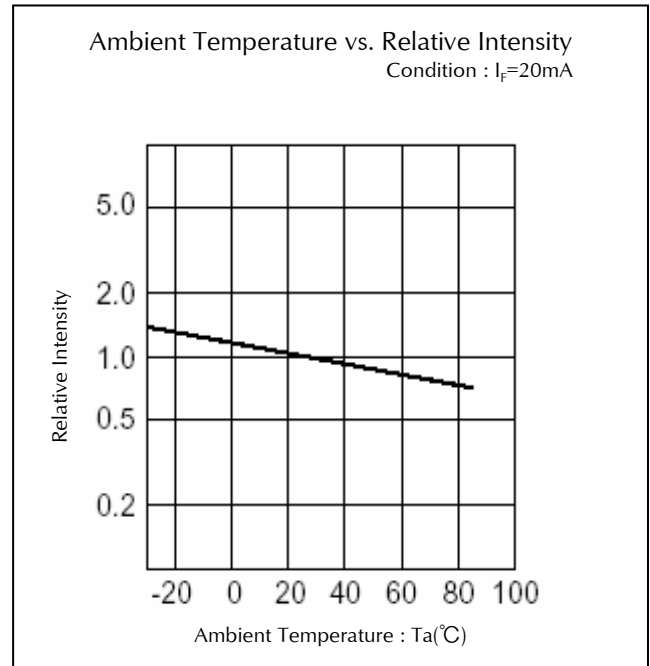
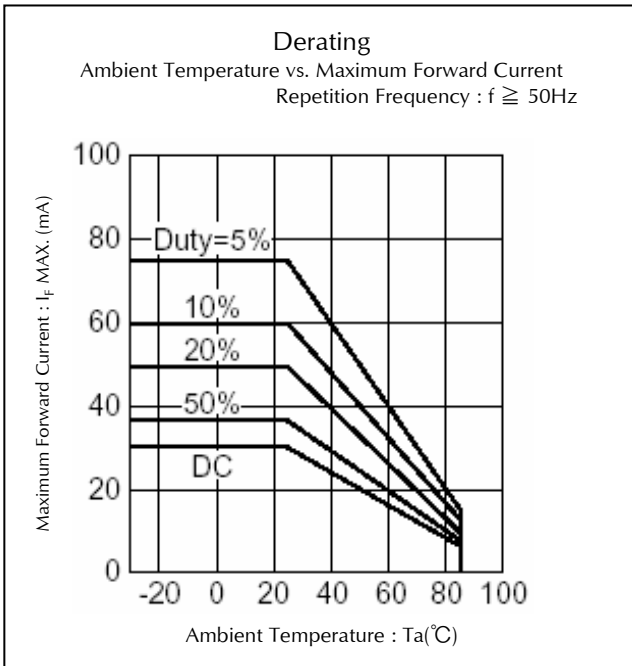
Technical Data(MPG)



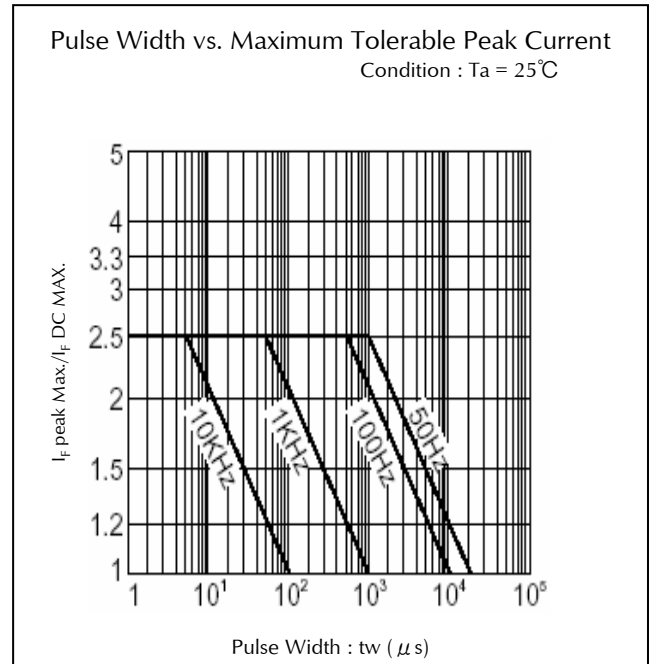
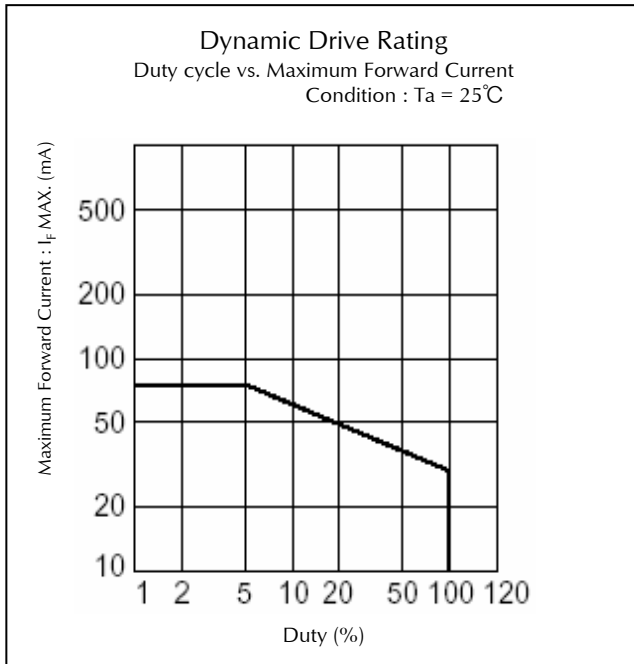
Technical Data(MPY)



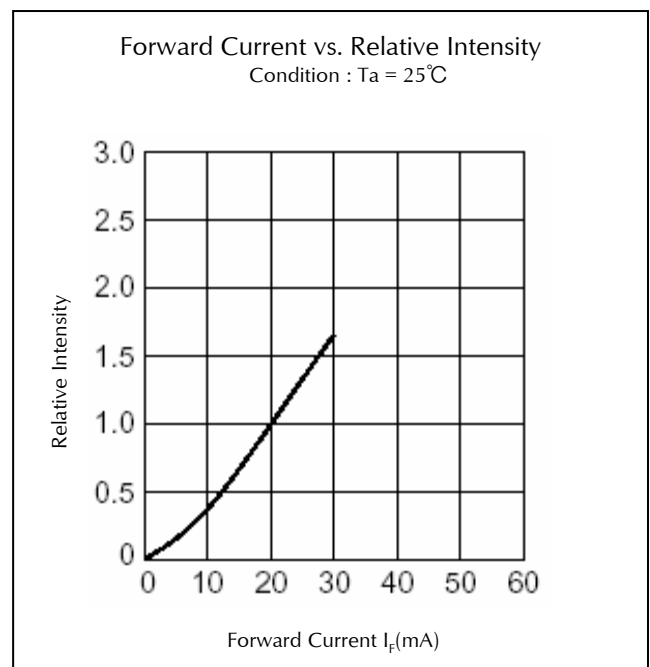
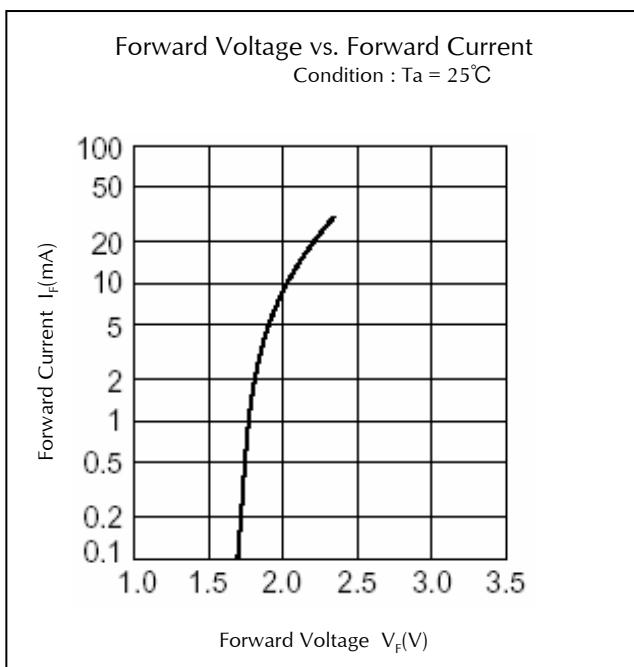

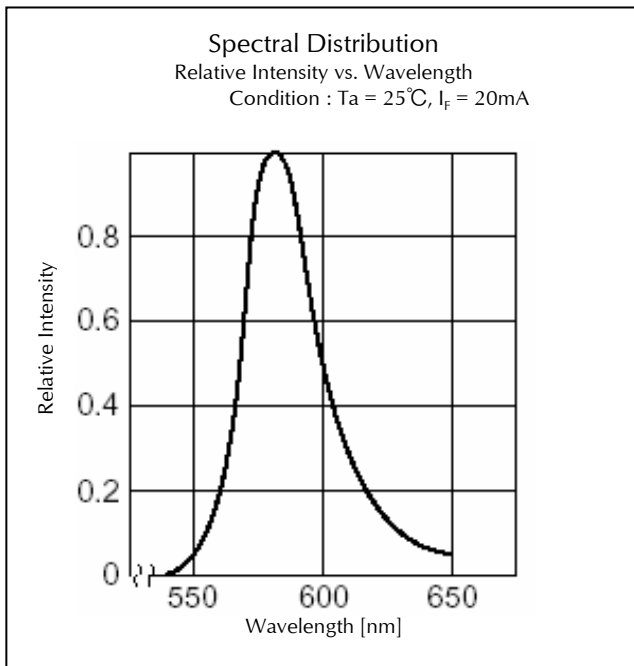
Technical Data(MPY)



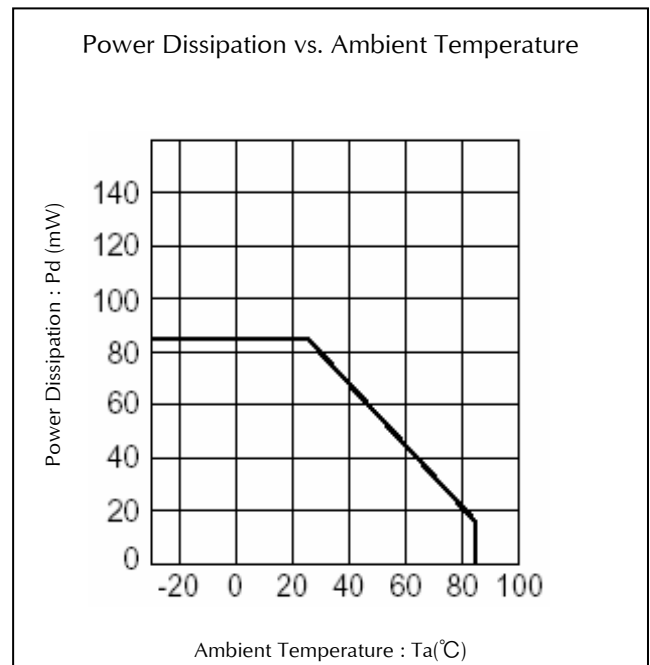
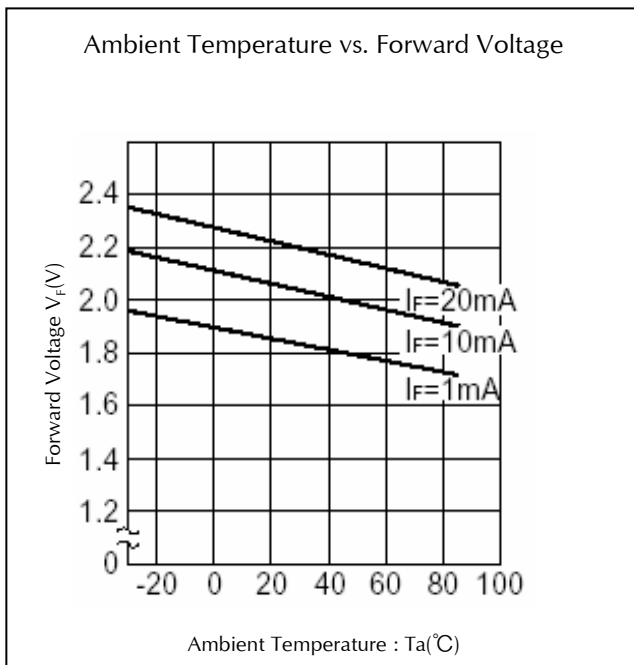
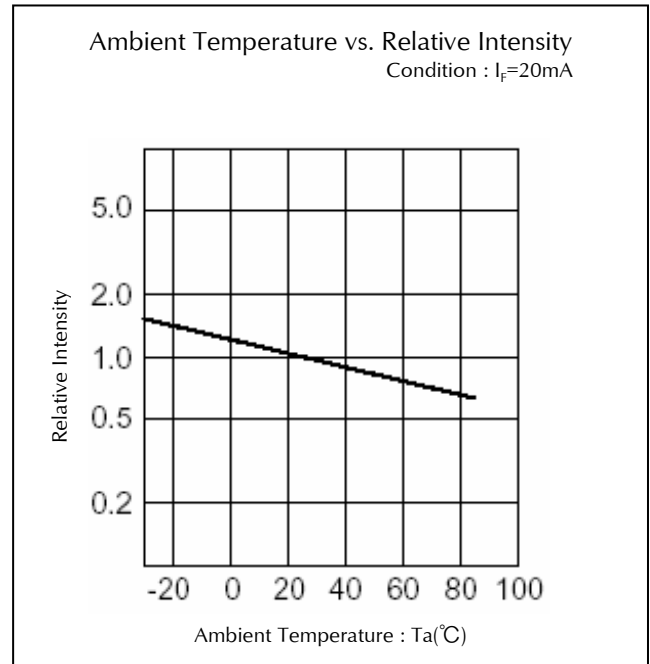
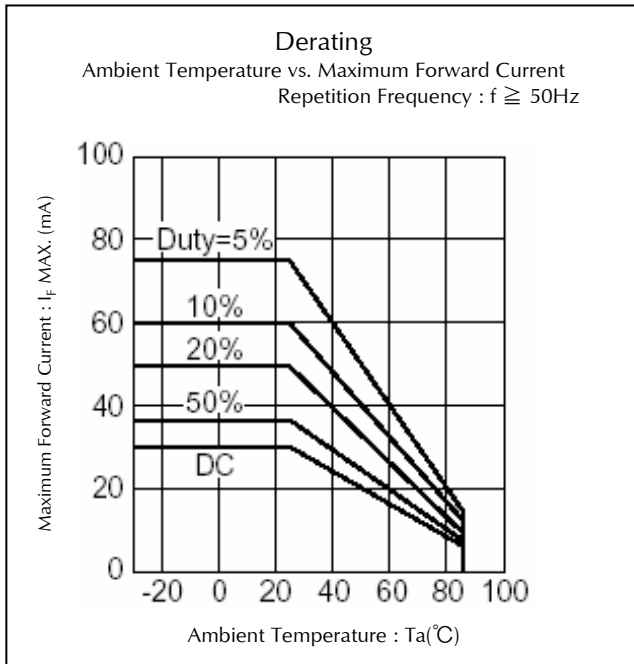
Technical Data(MPY)



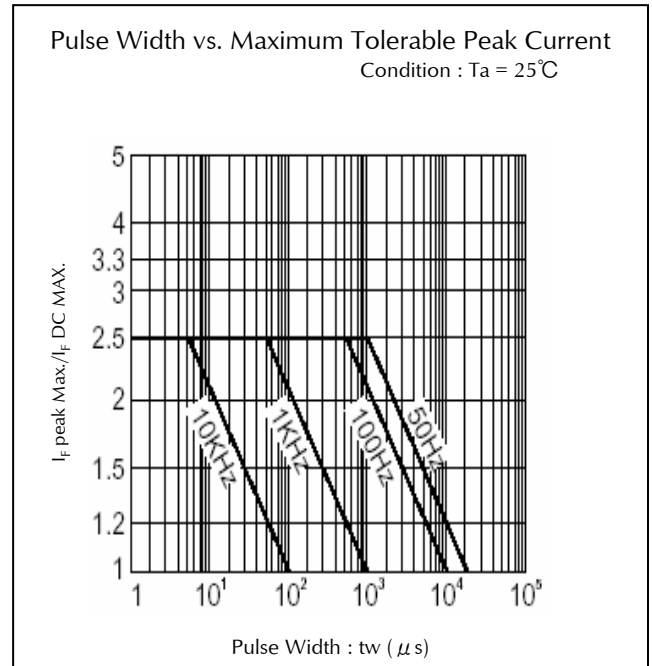
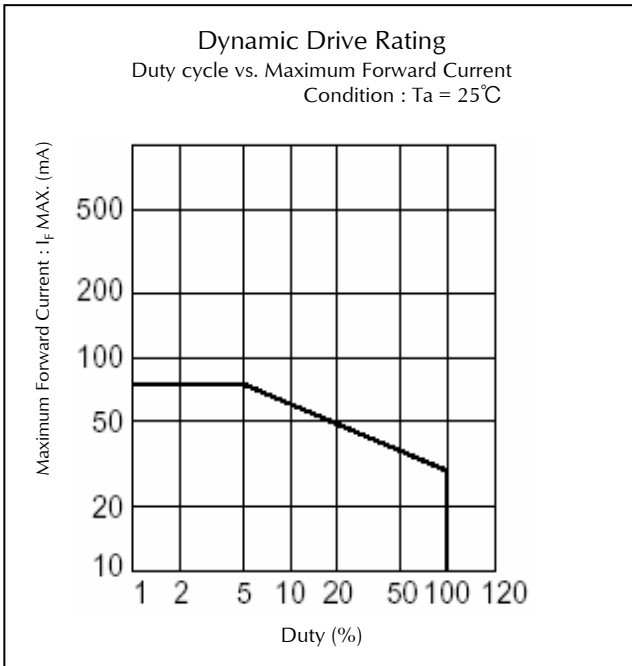
Technical Data(MAY)



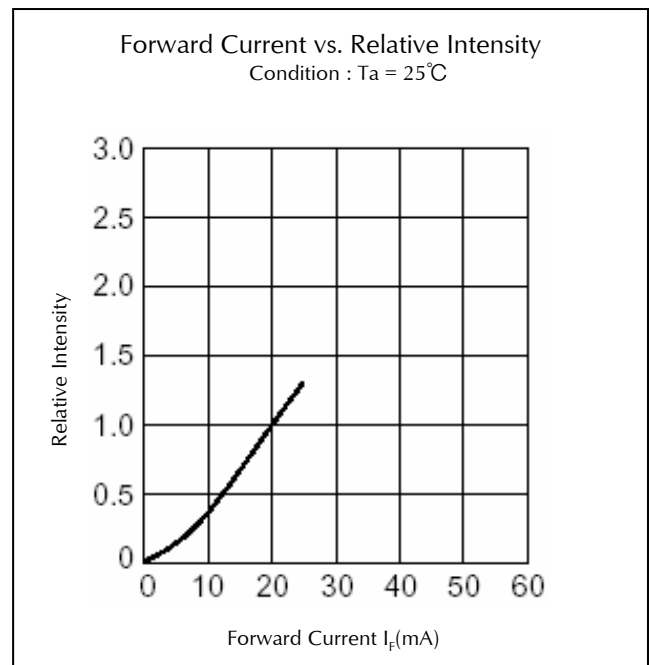
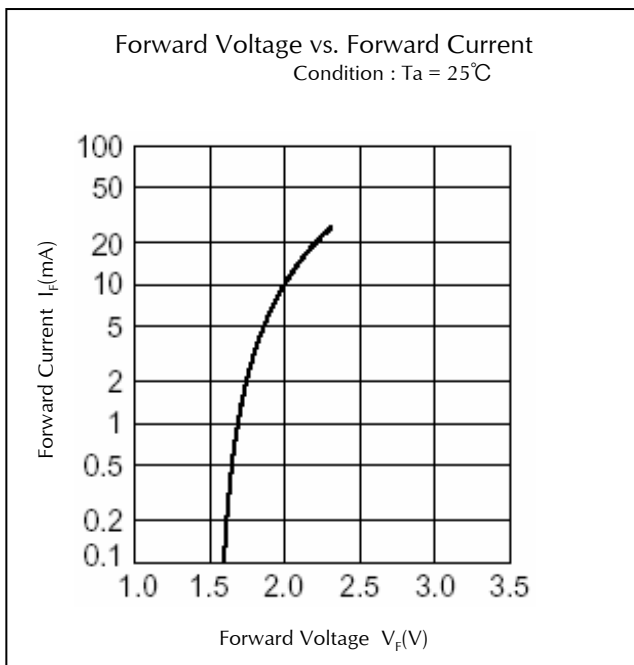

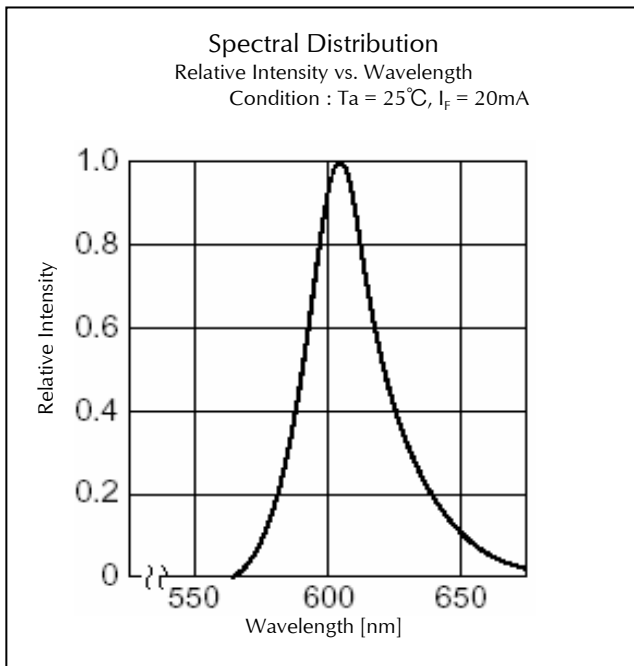
Technical Data(MAY)



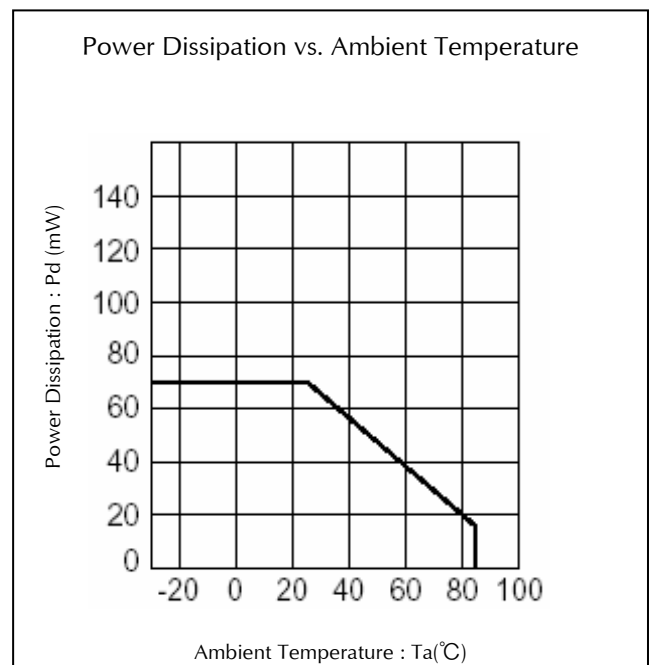
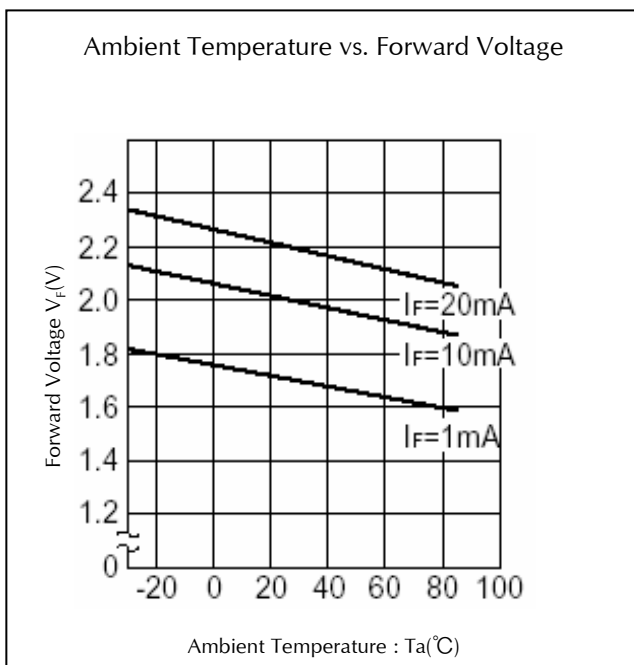
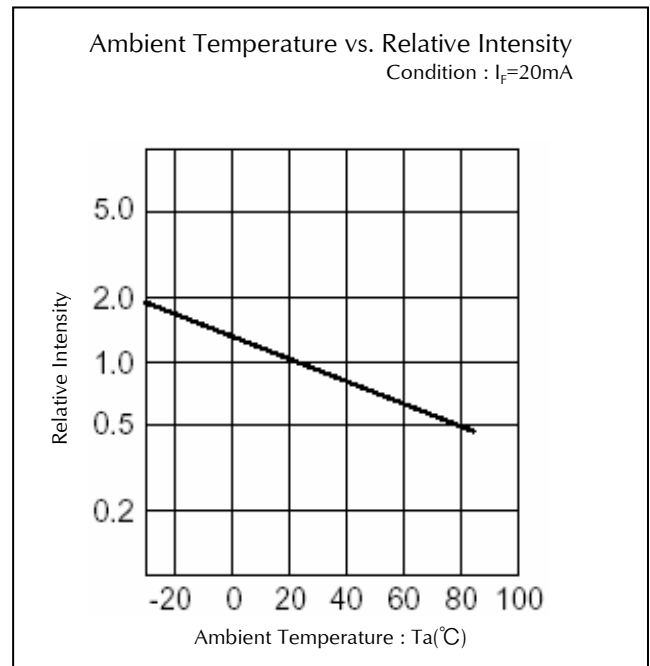
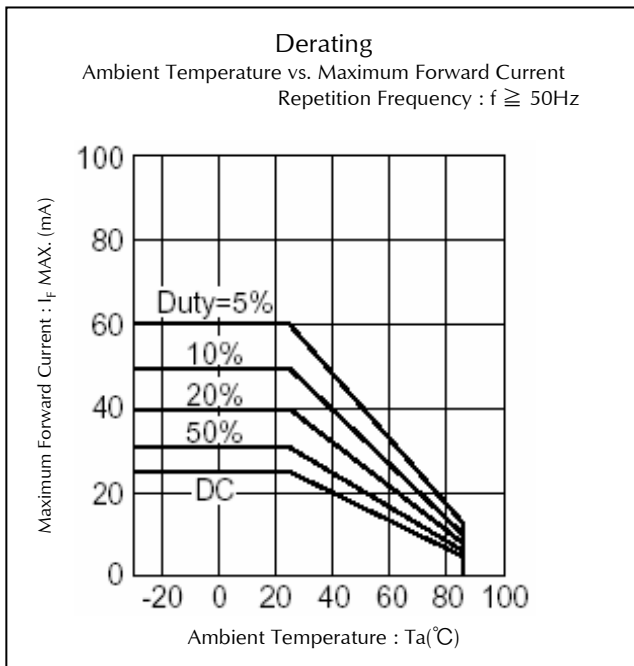
Technical Data(MAY)



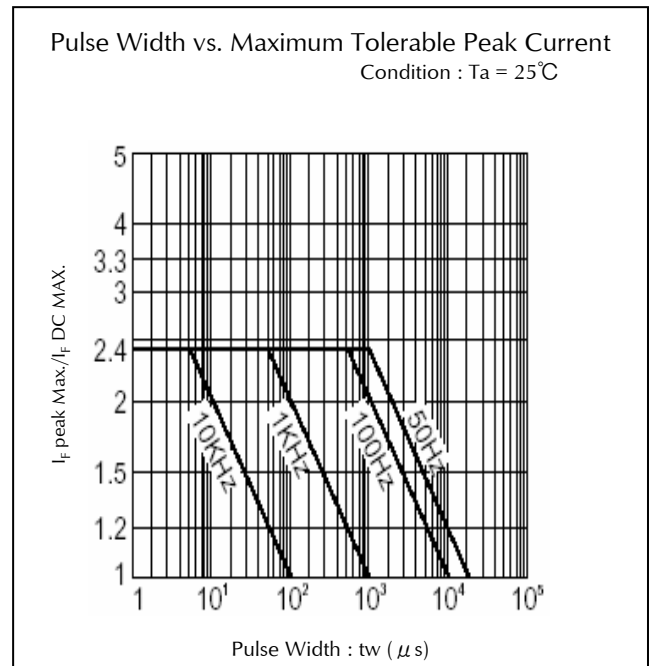
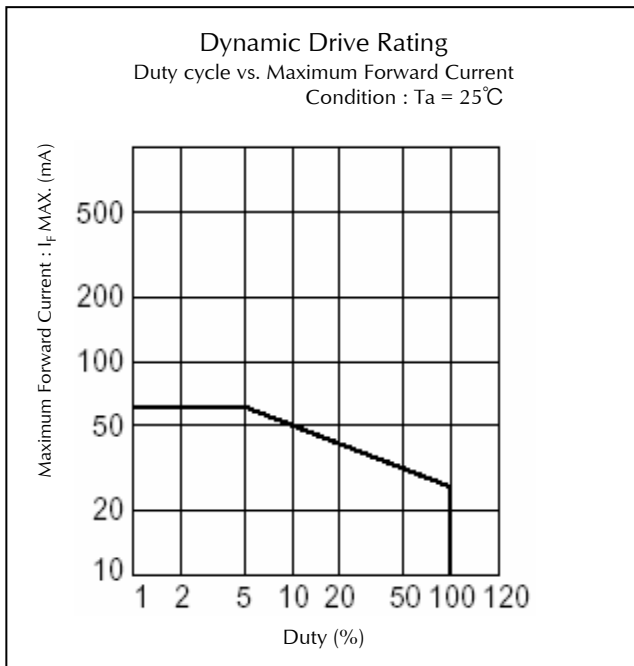
Technical Data(MAA)



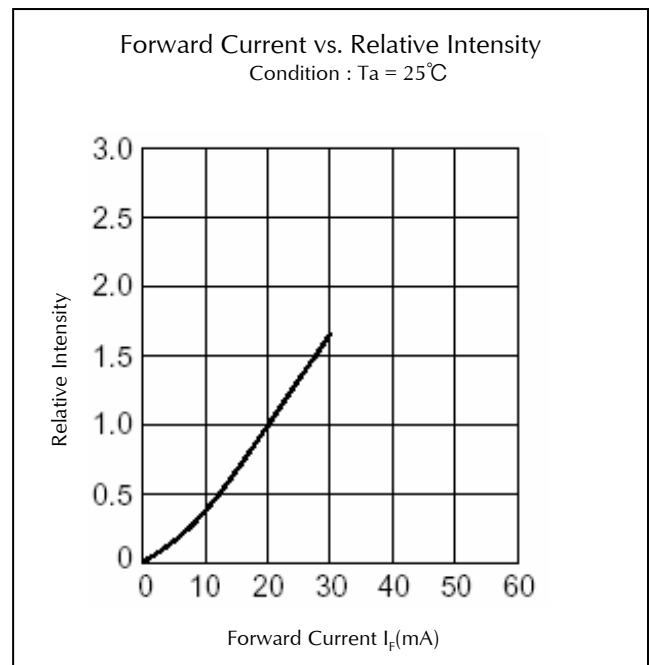
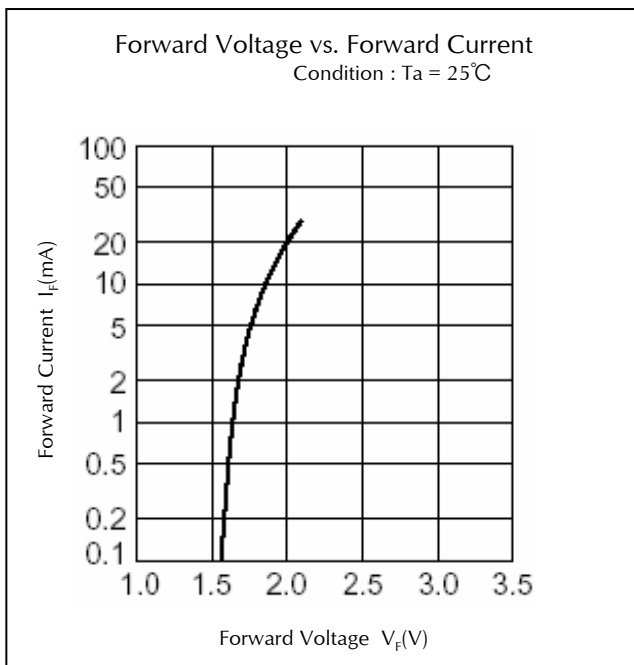

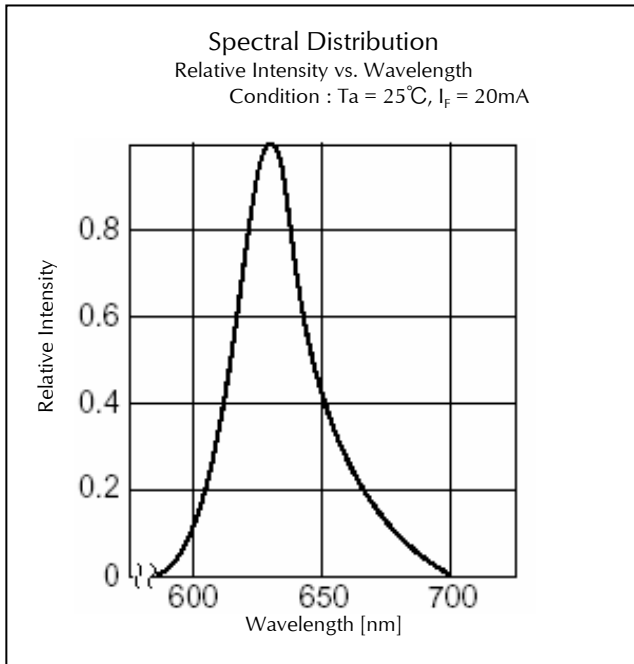
Technical Data(MAA)



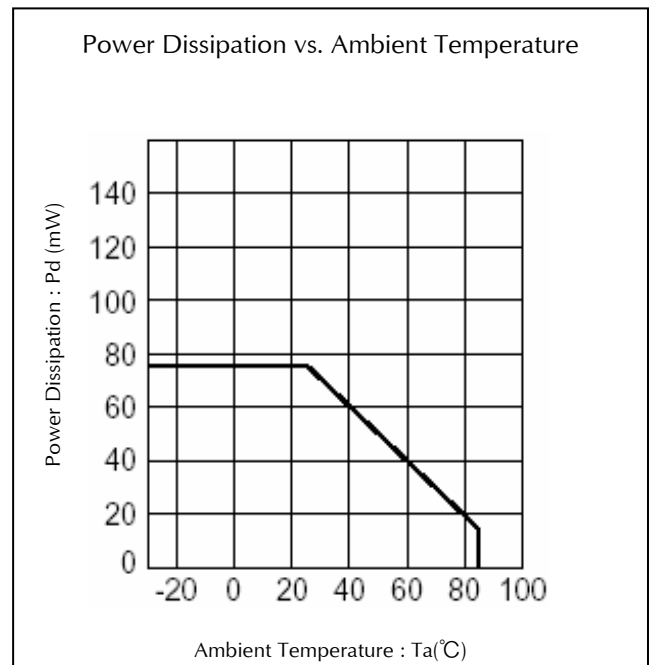
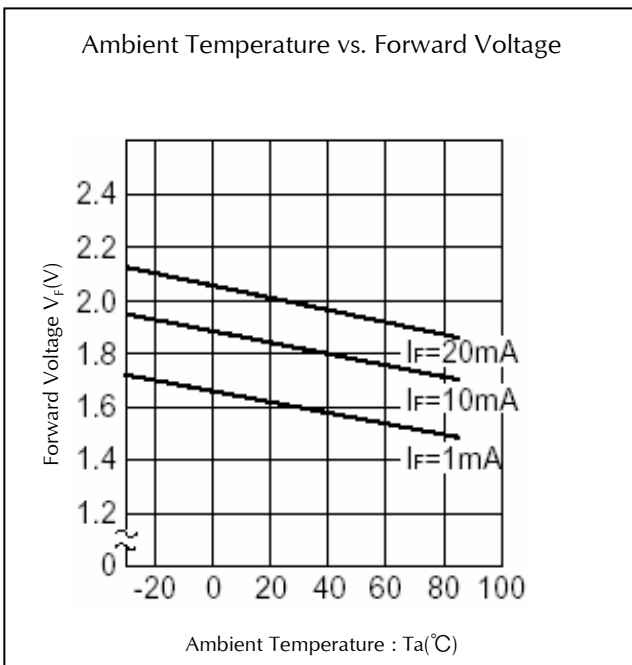
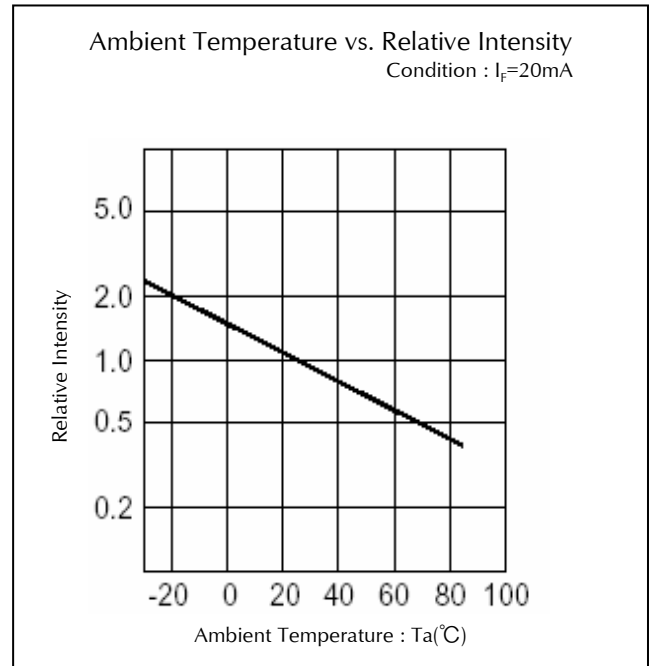
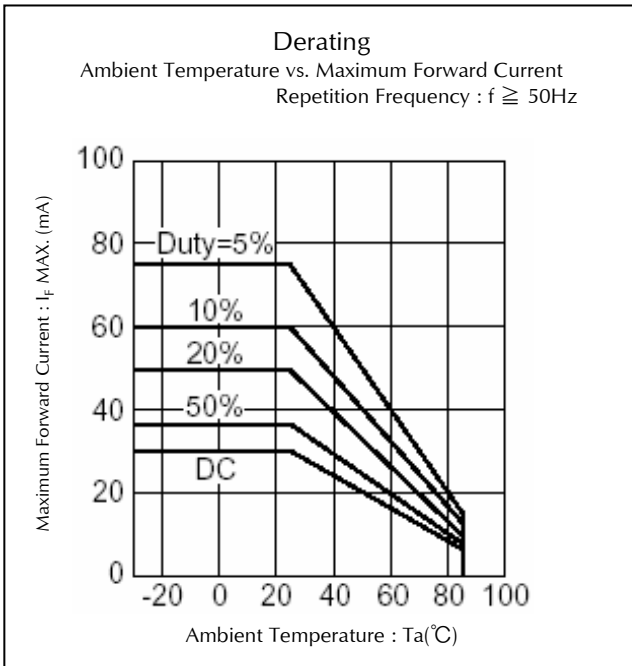
Technical Data(MAA)



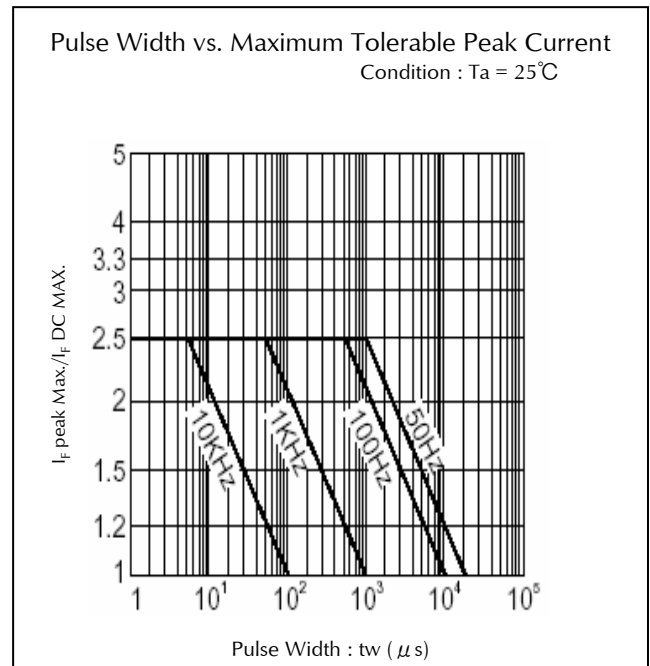
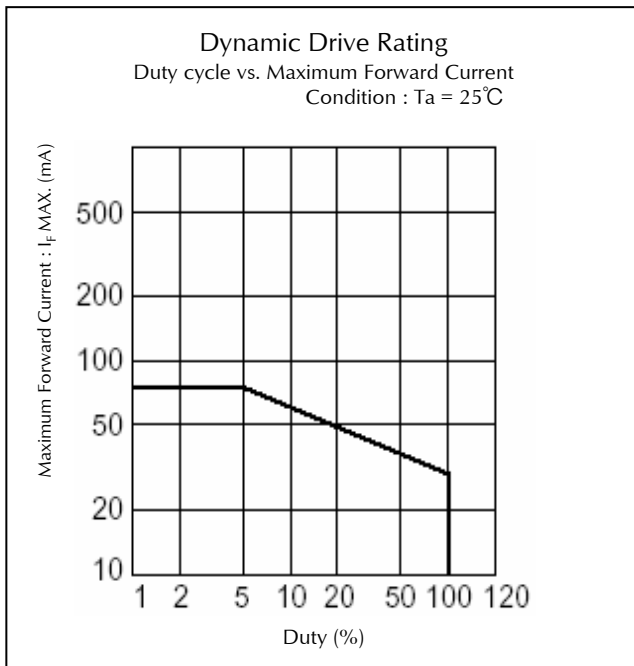
Technical Data(MVR)



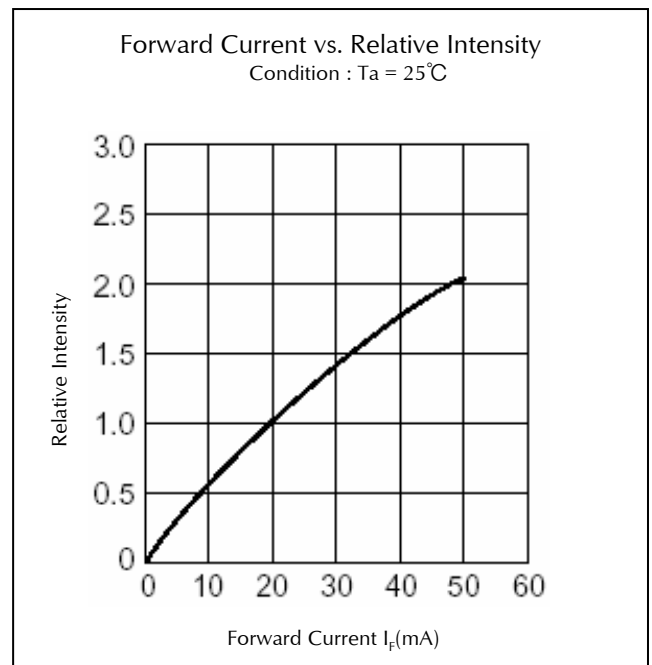
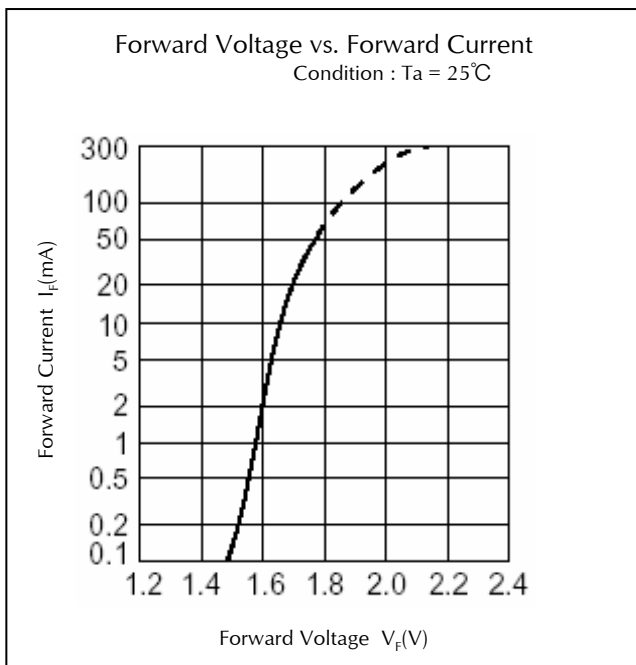

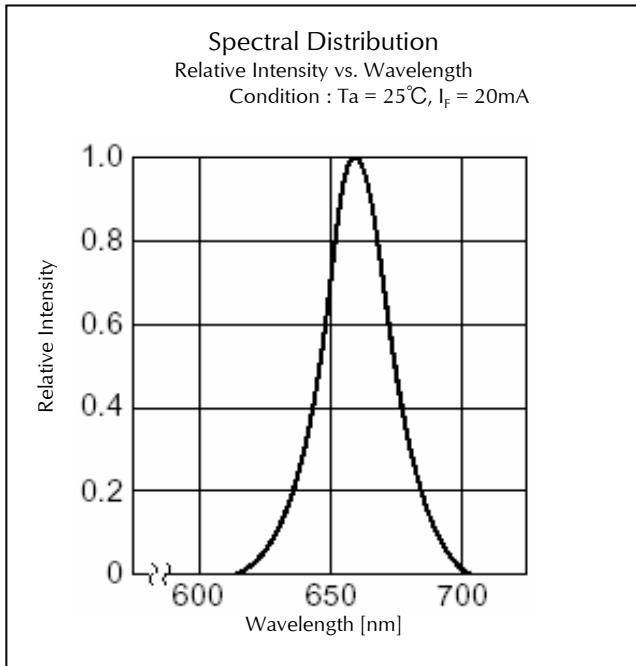
Technical Data(MVR)



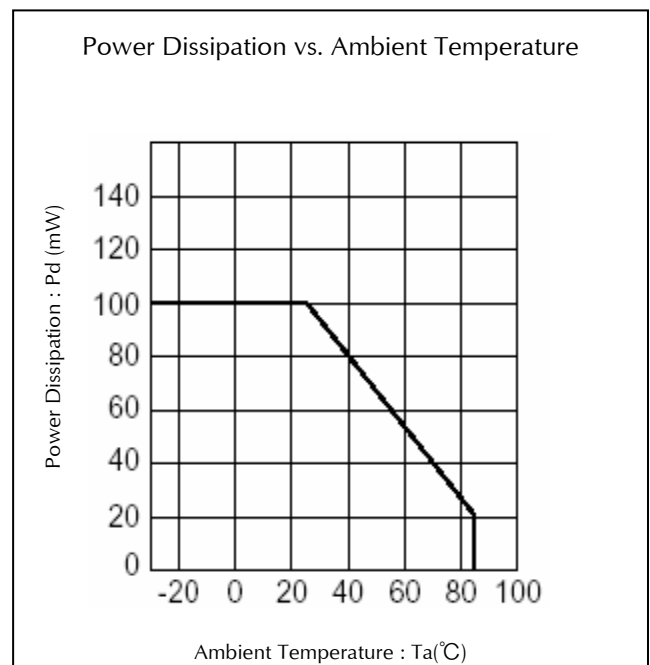
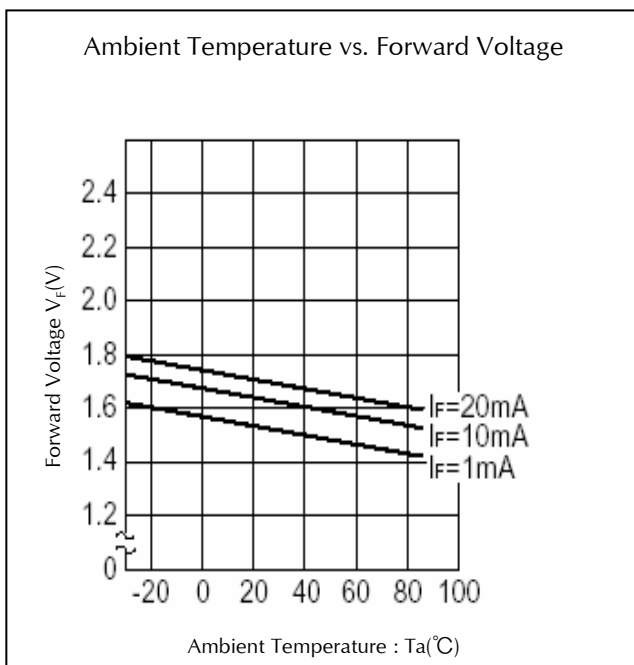
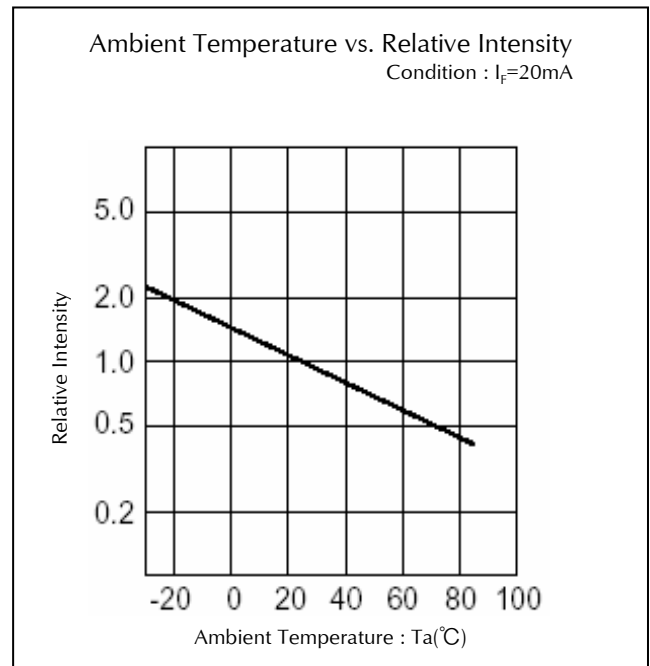
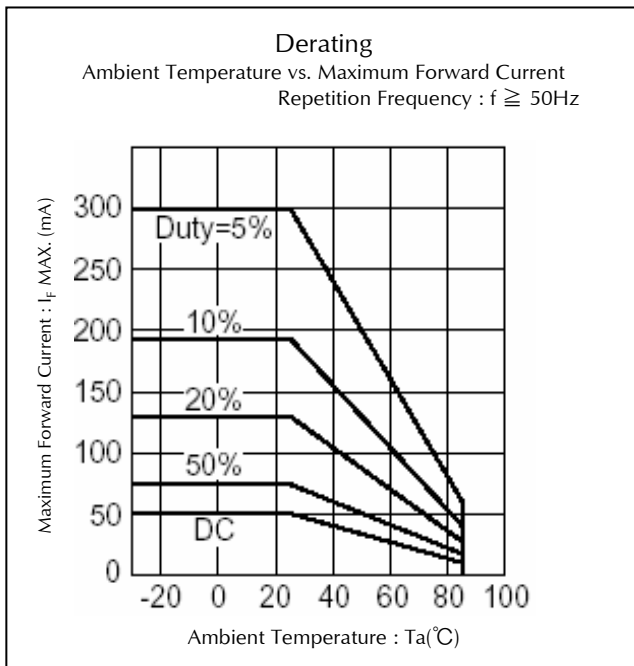
Technical Data(MVR)



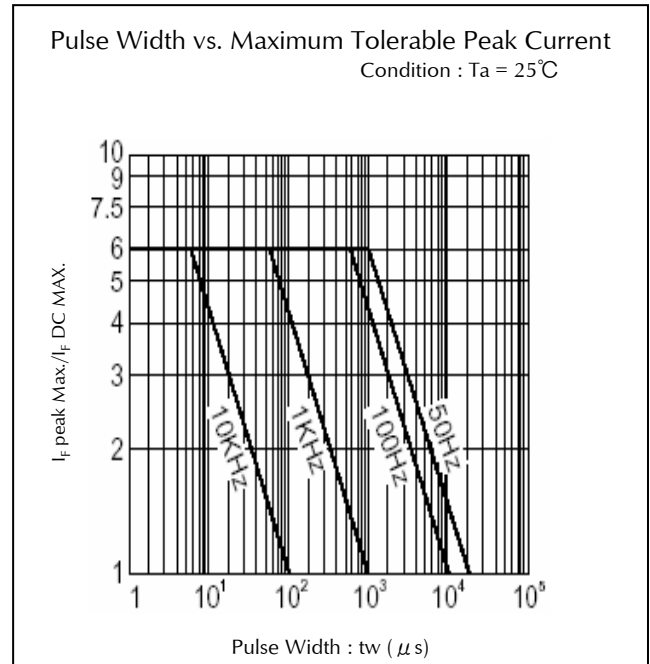
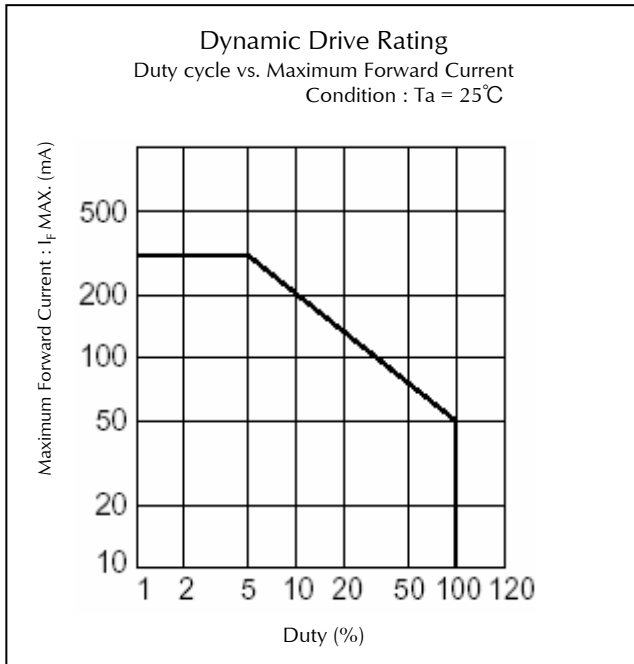
Technical Data(BR)



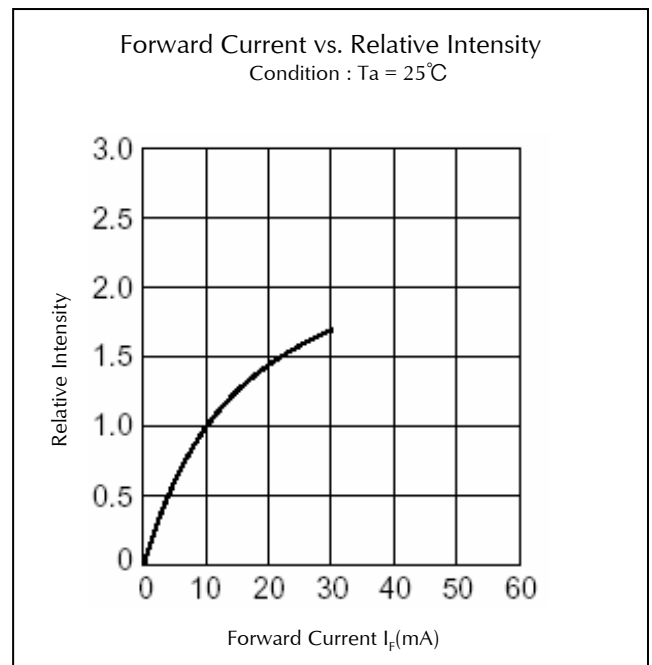
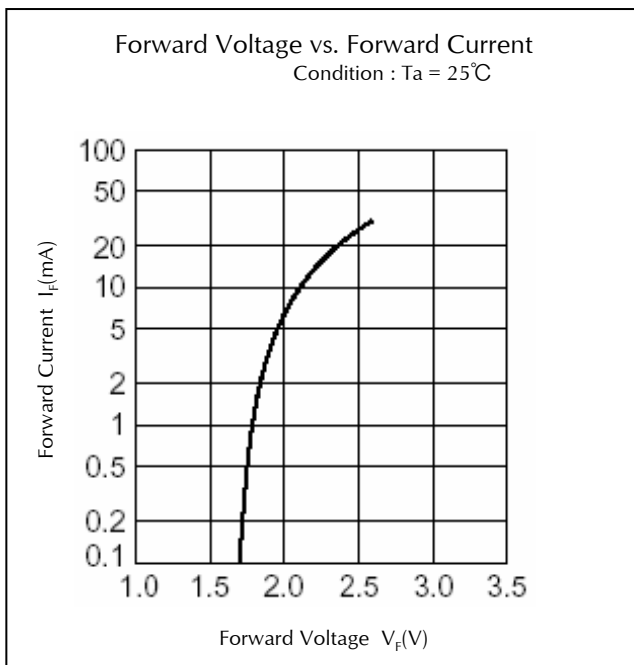

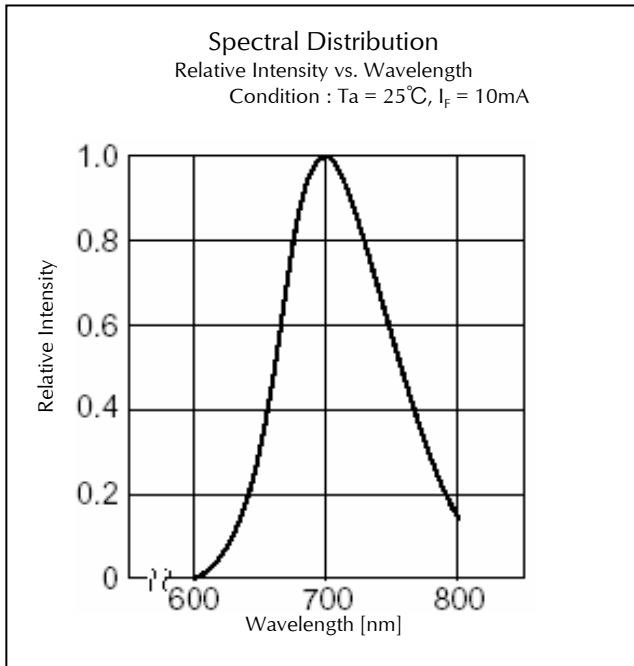
Technical Data(BR)



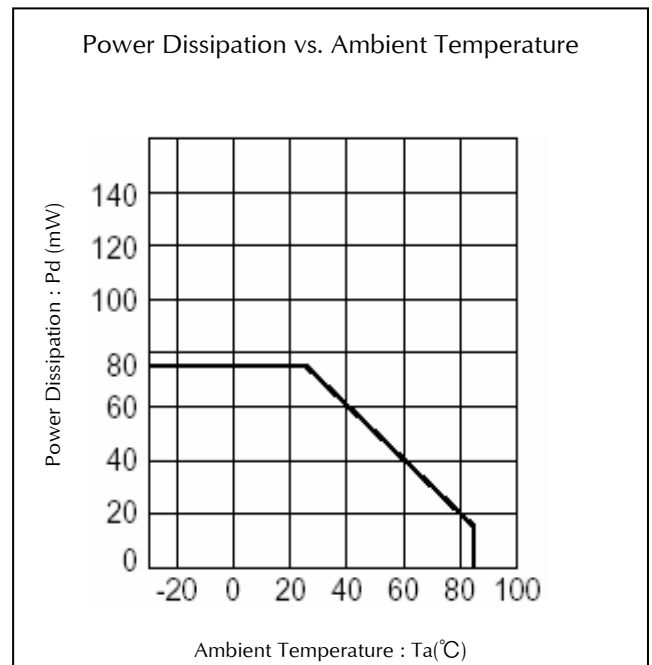
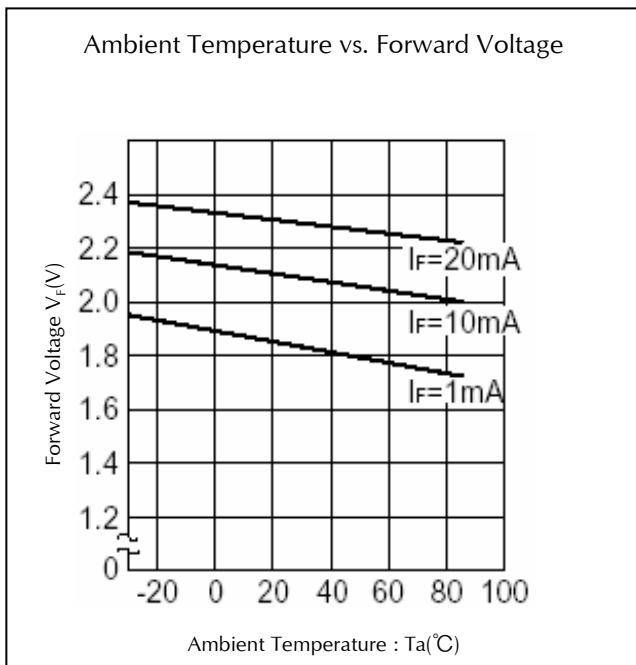
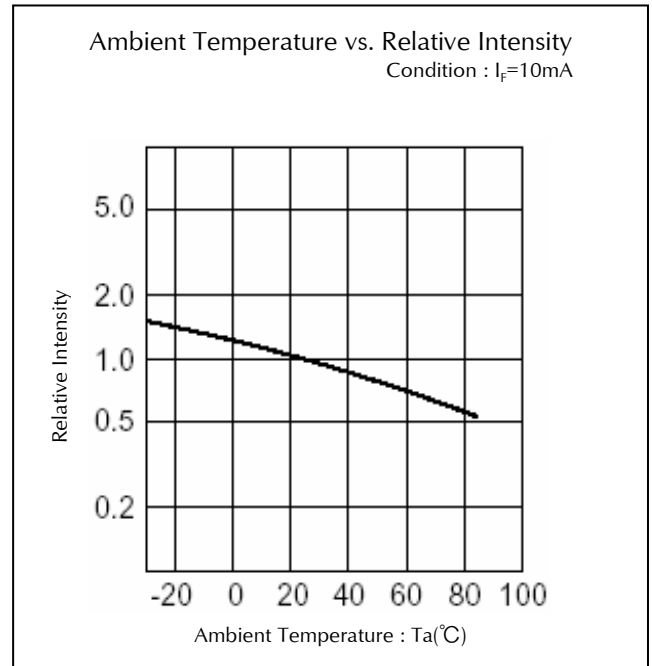
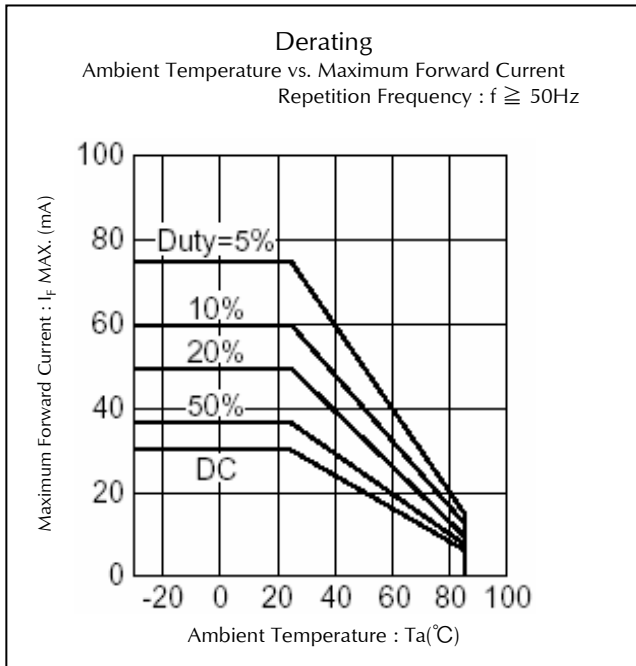
Technical Data(BR)



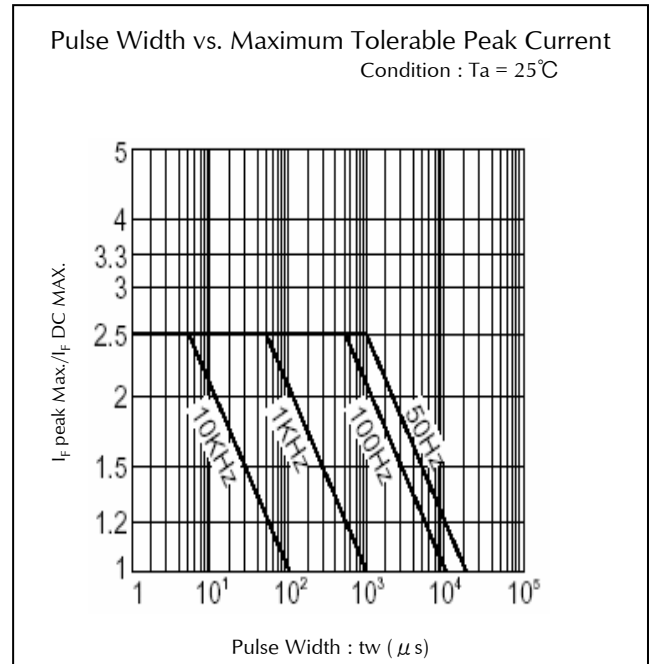
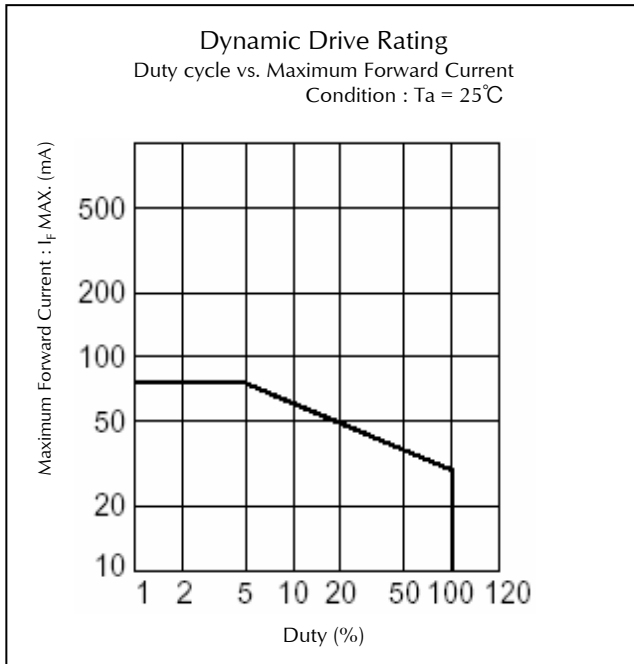
Technical Data(MPR)



Technical Data(MPR)

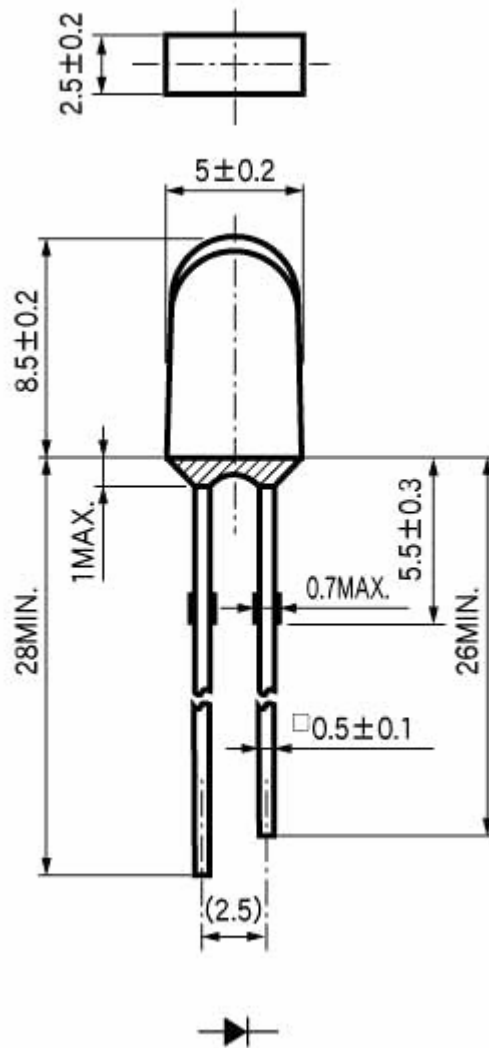


Technical Data(MPR)



Package Dimensions

(Unit: mm)



TTW (Through The Wave) soldering Conditions

| | | |
|-------------------|--------|--------|
| Pre-heating | 100 °C | (MAX.) |
| Solder Bath Temp. | 265°C | (MAX.) |
| Dipping Time | 5 s | (MAX.) |

- 1) The dip soldering process shall be 2 times maximum.
- 2) The product shall be cooled to room temp. before the second dipping process.

※The detail is described to LED and Photodetector handling precautions of home page:
 "Mounting through-hole Type Devices" and "Soldering", and use it after the confirmation, please.

Manual Soldering Conditions

| | | |
|------------------------------|---------|--------|
| Iron tip temp. | 400°C | (MAX.) |
| Soldering time and frequency | 3 s | (MAX.) |
| | 2 times | (MAX.) |

※The detail is described to LED and Photodetector handling precautions of home page:
 "Mounting through-hole Type Devices" and "Soldering", and use it after the confirmation, please.

Reliability Testing Result

| Reliability Testing Result | Applicable Standard | Testing Conditions | Duration | Failure |
|-------------------------------|-----------------------|---|----------|---------|
| Room Temp. Operating Life | EIAJ ED-4701/100(101) | Ta = 25°C, If = Maximum Rated Current | 1,000 h | 0/25 |
| Resistance to Soldering Heat | EIAJ ED-4701/300(302) | 260±5°C, 3mm from package base | 10s | 0/25 |
| Temperature Cycling | EIAJ ED-4701/100(105) | Minimum Rated Storage Temperature(30min) ~Normal Temperature(15min) ~Maximum Rated Storage Temperature(30min) ~Normal Temperature(15min) | 5 cycles | 0/25 |
| Wet High Temp. Storage Life | EIAJ ED-4701/100(103) | Ta = 60±2°C, RH = 90±5% | 1,000 h | 0/25 |
| High Temp. Storage Life | EIAJ ED-4701/200(201) | Ta = Maximum Rated Storage Temperature | 1,000 h | 0/25 |
| Low Temp. Storage Life | EIAJ ED-4701/200(202) | Ta = Minimum Rated Storage Temperature | 1,000 h | 0/25 |
| Lead Tension | EIAJ ED-4701/400(401) | 10N, 1time (□0.4 and Flat Package : 5N) | 10s | 0/10 |
| Vibration, Variable Frequency | EIAJ ED-4701/400(403) | 98.1m/s ² (10G), 100 ~ 2KHz sweep for 20min., XYZ each direction | 2 h | 0/10 |

Failure Criteria

| Items | Symbols | Conditions | Failure criteria |
|---------------------|----------------|---|---|
| Luminous Intensity | Iv | If Value of each product Luminous Intensity | Testing Min. Value < Spec. Min. Value x 0.5 |
| Forward Voltage | V _F | If Value of each product Forward Voltage | Testing Max. Value ≥ Spec. Max. Value x 1.2 |
| Reverse Current | I _R | V _R = Maximum Rated Reverse Voltage V | Testing Max. Value ≥ Spec. Max. Value x 2.5 |
| Cosmetic Appearance | - | - | Occurrence of notable decoloration, deformation and cracking |

Special Notice to Customers Using the Products and Technical Information Shown in This Data Sheet

- 1) The technical information shown in the data sheets are limited to the typical characteristics and circuit examples of the referenced products. It does not constitute the warranting of industrial property nor the granting of any license.
- 2) For the purpose of product improvement, the specifications, characteristics and technical data described in the data sheets are subject to change without prior notice. Therefore it is recommended that the most updated specifications be used in your design.
- 3) When using the products described in the data sheets, please adhere to the maximum ratings for operating voltage, heat dissipation characteristics, and other precautions for use. We are not responsible for any damage which may occur if these specifications are exceeded.
- 4) The products that have been described to this catalog are manufactured so that they will be used for the electrical instrument of the benchmark (OA equipment, telecommunications equipment, AV machine, home appliance and measuring instrument).
The application of aircrafts, space borne application, transportation equipment, medical equipment and nuclear power control equipment, etc. needs a high reliability and safety, and the breakdown and the wrong operation might influence the life or the human body. Please consult us beforehand if you plan to use our product for the usages of aircrafts, space borne application, transportation equipment, medical equipment and nuclear power control equipment, etc. except OA equipment, telecommunications equipment, AV machine, home appliance and measuring instrument.
- 5) In order to export the products or technologies described in this data sheet which are under the "Foreign Exchange and Foreign Trade Control Law," it is necessary to first obtain an export permit from the Japanese government.
- 6) No part of this data sheet may be reprinted or reproduced without prior written permission from Stanley Electric Co., Ltd.
- 7) The most updated edition of this data sheet can be obtained from the address below:
<http://www.stanley-components.com>