


LF SERIES

Common mode chokes with UI cores
www.DataSheet4U.com

Features

- 0,3 to 5A ratings, low temperature.
- 0,6 to 50 mH, dual chokes.
- An open-body anti-noise choke coil a large inductance for a great noise control effect.
- Excellent mechanical strength
- 100KHz to 3MHz common mode resonance.
- High reliability and variant PCB-mount housing
- Suitable for wave soldering
- Low resistance and temperature rise.
- Suitable for high-density insertion



Part Number	Nominal Inductance (mH)	Inductance Tolerance (μH) Max	D.C.R. (Ω) Max	Idc Max A
LF1922-752	7,5	100	2,00	0,4
LF1922-502	5	200	2,00	0,3
LF1922-302	3	150	0,40	0,5
LF1922-202	2	100	0,40	1
LF1922-102	1	50	0,14	1,6
LF1922-801	0,8	50	0,20	1,5
LF1922-601	0,6	50	0,12	2
LF2327-453	45	200	2,50	0,5
LF2327-323	32	200	2,00	0,5
LF2327-253	25	160	1,20	0,5
LF2327-203	20	160	1,20	0,5
LF2327-143	14	140	1,00	0,5
LF2327-103	10	140	0,80	0,8
LF2327-790	7,9	100	0,80	0,8
LF2327-602	6	100	0,80	0,8
LF2327-402	4	100	0,70	0,8
LF2327-250	2,5	80	0,60	0,8
LF2327-182	1,8	80	0,60	0,8
LF2327-102	1	80	0,40	1

Part Number	Nominal Inductance (mH)	Inductance Tolerance (μH) Max	D.C.R. (Ω) Max	Idc Max A
LF3221-503	50	300	3	0,30
LF3221-353	35	250	2	0,50
LF3221-253	25	230	1,2	0,80
LF3221-203	20	200	0,7	0,90
LF3221-183	18	180	0,6	1,00
LF3221-123	12	150	0,4	1,00
LF3221-103	10	120	0,25	2,00
LF3221-752	7,5	100	0,2	2,00
LF3221-502	5	80	0,15	3,00
LF3221-302	3	60	0,1	3,00
LF3221-152	1,5	50	0,06	4,00
LF3221-102	1	50	0,04	5,00

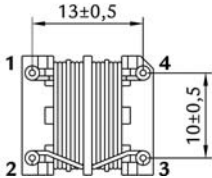
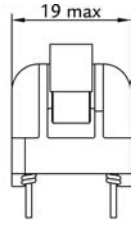
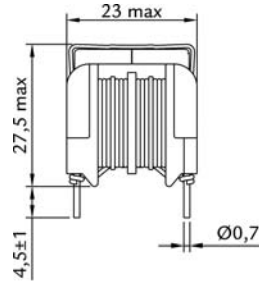
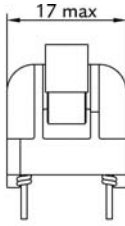
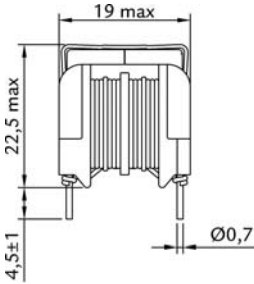
LF SERIES

Common mode chokes with UI cores

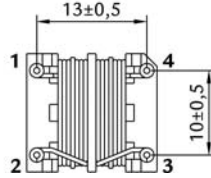
www.DataSheet4U.com

Common Mode Chokes

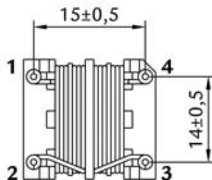
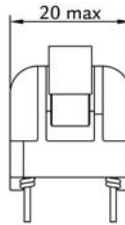
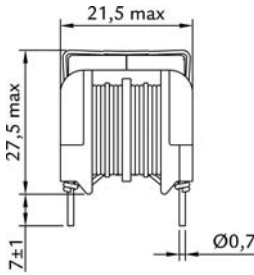
Dimensions (in mm)



LF 2922

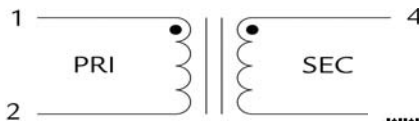


LF 2327



LF 3221

Electrical Schematic



www.DataSheet4U.com