
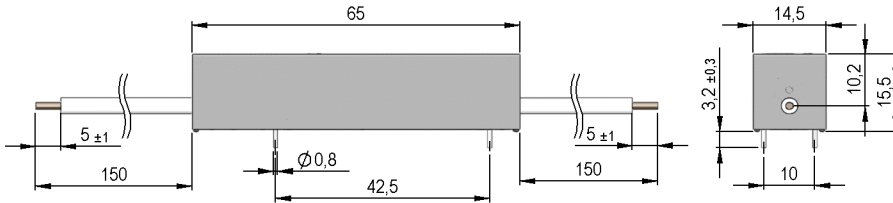


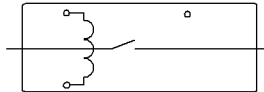
**Dimensions mm[inch]**  
 tolerances acc. to DIN ISO 2768-m  
 Toleranzen gem. DIN ISO 2768-m

**Isometric**  
 Scale 1:2  
 Maßstab 1:2




**Cable**  
 silicone high voltage wire AWG20  
 UL-Style 3239  
 colour white  
 Silikon Hochspannungslitze AWG20  
 UL-Style 3239  
 Farbe weiss  
**Terminals**  
 ends tinned  
 Enden verzinkt

**Layout**  
 Top view  
 Draufsicht



**Marking**  
 according to EN60062factory code  
 gem. EN60062/Fertigungsstätte



Coil Data at 20 °C	Conditions	Min	Typ	Max	Unit
Coil resistance		420	465	512	Ohm
Coil voltage			24		VDC
Rated power			1.240		mW
Thermal resistance	max. Relay temperature = operating temperature + self heating		24		K/W
Pull-In voltage				18	VDC
Drop-Out voltage		2			VDC

Contact data 69	Conditions	Min	Typ	Max	Unit
Contact rating	Any DC combination of V & A not to exceed their individual max.'s			50	W
Switching voltage	DC or Peak AC			10.000	V
Switching current	DC or Peak AC			3	A
Carry current	DC or Peak AC			5	A
Contact resistance static	Measured with 40% overdrive Start Value			150	mOhm
Insulation resistance	RH <45 %, 100 V test voltage	1			TOhm
Breakdown voltage	according to IEC 255-5	15			kV DC
Operate time incl. bounce	measured with 40% overdrive			3	ms
Release time	measured with no coil excitation			1,5	ms
Capacitance	@ 10 kHz across open switch		0,8		pF

Special Product Data	Conditions	Min	Typ	Max	Unit
Number of contacts				1	
Contact - form				A - NO	
Dielectric Strength Coil/Contact	according to IEC 255-5	15			kV DC
Insulation resistance Coil/Contact	RH <45%, 200 VDC test voltage	1			TOhm
Case colour				gray	
Housing material				Polycarbonat	
Sealing compound				Polyurethan	
Connection pins				Copper alloy tin plated	
Reach / RoHS conformity				yes	

Modifications in the sense of technical progress are reserved

Designed at: 29.06.09 Designed by: WKOVACS  
 Last Change at: 01.03.11 Last Change by: WKOVACS

Approval at: 08.03.11 Approval by: KOLBRICH  
 Approval at: Approval by:

Version: 04



*Products for tomorrow...*

Europe: +49 / 7731 8399 0 | Email: info@meder.com  
USA: +1 / 508 295 0771 | Email: salesusa@meder.com  
Asia: +852 / 2955 1682 | Email: salesasia@meder.com

Item No.:  
**8524169150**  
Item:  
**HE24-1A69-150**

Environmental data	Conditions	Min	Typ	Max	Unit
Shock	1/2 sine wave duration 11ms			50	g
Vibration	from 10 - 2000 Hz			20	g
Operating temperature		-20		70	°C
Storage temperature		-35		105	°C
Soldering temperature	wave soldering max. 5 sec.			260	°C
Washability					fully sealed

General data	Conditions	Min	Typ	Max	Unit
Total weight			33		g
Packaging					cardboard box 10 pcs./each

Modifications in the sense of technical progress are reserved

Designed at: 29.06.09 Designed by: WKOVACS  
Last Change at: 01.03.11 Last Change by: WKOVACS

Approval at: 08.03.11 Approval by: KOLBRICH  
Approval at: Approval by:

Version: 04