



Micro Commercial Components



Micro Commercial Components
 20736 Marilla Street Chatsworth
 CA 91311
 Phone: (818) 701-4933
 Fax: (818) 701-4939

BAT42 BAT43

200 Milliamp Small Signal Schottky Diode 30 Volt

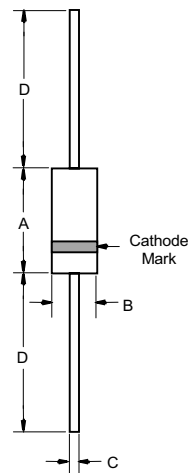
Features

- Moisture Sensitivity Level 1
- Low Forward Voltage Drop.
- Compression Bond Construction
- For General Purpose Application
- Marking : Cathode band and type number
- Lead Free Finish/Rohs Compliant (Note1) ("P" Suffix designates Compliant. See ordering information)

Maximum Ratings

- Operating Temperature: -55°C to +125°C
- Storage Temperature: 55°C to +150°C
- Maximum Thermal Resistance; 300°C/W Junction To Ambient

DO-35



Electrical Characteristics @ 25°C Unless Otherwise Specified

Peak Reverse Voltage	V_{RM}	30V	
Forward continuous Current	I_F	200mA	$T_A = 25^\circ C$
Power Dissipation	P_{TOT}	200mW	$T_A = 65^\circ C$
Junction Temperature	T_J	125°C	
Peak Forward Surge Current	I_{FSM}	4.0A	$T_p < 10ms,$ $T_A = 25^\circ C$
Maximum Instantaneous Forward Voltage	V_F		
BAT42		1.0V	$I_F = 200mA;$
		0.65V	$I_F = 50mA$
BAT43		0.4V	$I_F = 10mA$
		1.0V	$I_F = 200mA$
		0.45V	$I_F = 15mA$
		0.33V	$I_F = 2mA$
Maximum DC Reverse Current At Rated DC Blocking Voltage	I_R	0.5µA 100µA	$V_R = 25Volts$ $T_J = 25^\circ C$ $T_J = 100^\circ C$
Typical Junction Capacitance	C_J	7pF	Measured at 1.0MHz, $V_R = 25V$
Reverse Recovery Time	T_{rr}	5nS	$I_F = 10mA$ $V_R = 6V$ $R_L = 100\Omega$

DIMENSIONS					
DIM	INCHES		MM		NOTE
	MIN	MAX	MIN	MAX	
A	---	.166	---	4.2	
B	---	.079	---	2.00	
C	---	.020	---	.52	
D	1.000	---	25.40	---	

Note: 1. Lead in Glass Exemption Applied, see EU Directive Annex 5.

BAT42 BAT43

Figure 1. Forward current versus forward voltage at different temperatures (typical values)

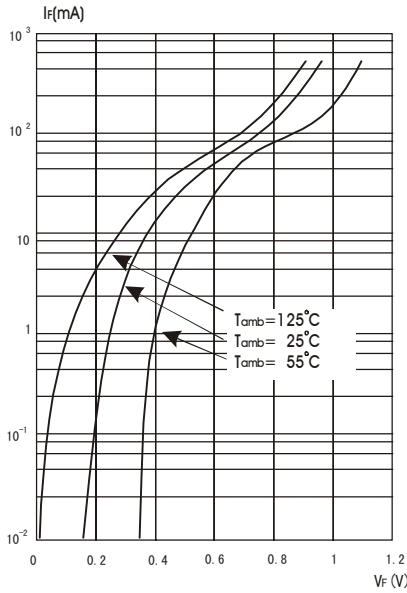


Figure 2. Forward current versus forward voltage (typical values)

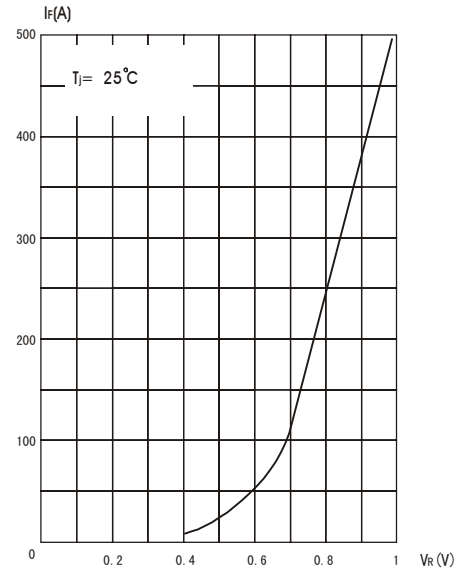
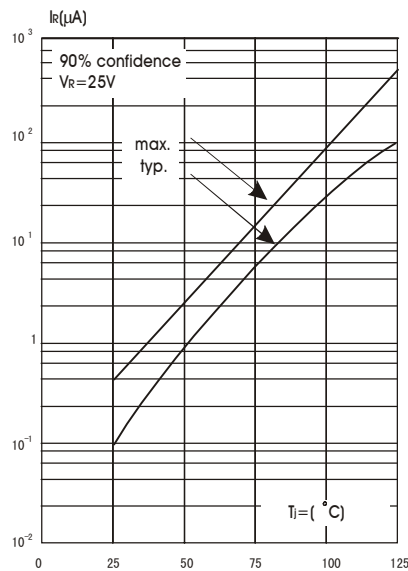


Figure 3. Reverse current versus ambient temperature (typical values)



BAT42 BAT43

Figure 4. Reverse current versus continuous Reverse voltage (typical values)

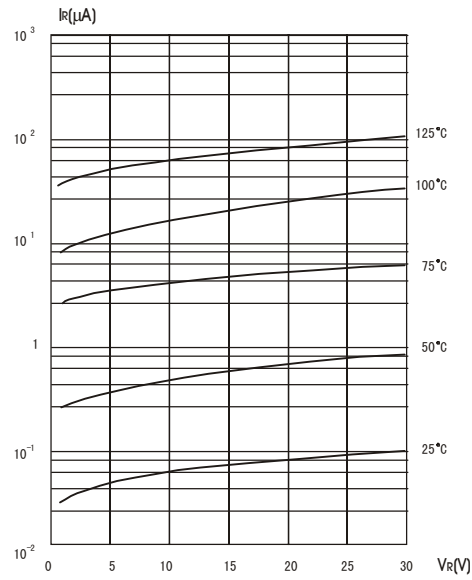
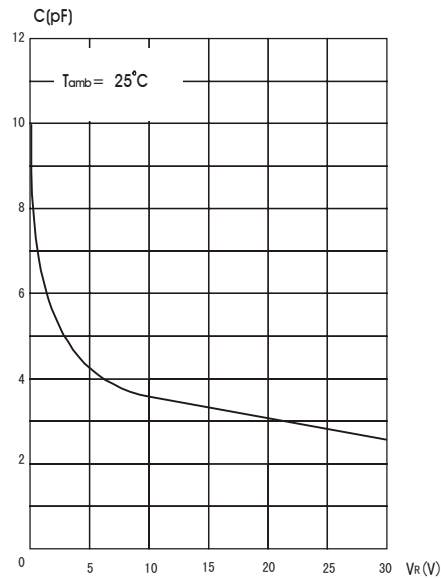


Figure 5. Capacitance C versus reverse applied voltage V_r (typical values)





Micro Commercial Components

Ordering Information :

Device	Packing
Part Number-TP	Tape&Reel: 10Kpcs/Reel
Part Number-AP	Ammo Packing: 5Kpcs/Ammo Box
Part Number-BP	Bulk: 100Kpcs/Carton

IMPORTANT NOTICE

Micro Commercial Components Corp. reserves the right to make changes without further notice to any product herein to make corrections, modifications , enhancements , improvements , or other changes . **Micro Commercial Components Corp .** does not assume any liability arising out of the application or use of any product described herein; neither does it convey any license under its patent rights ,nor the rights of others . The user of products in such applications shall assume all risks of such use and will agree to hold **Micro Commercial Components Corp .** and all the companies whose products are represented on our website, harmless against all damages.

LIFE SUPPORT

MCC's products are not authorized for use as critical components in life support devices or systems without the express written approval of Micro Commercial Components Corporation.

CUSTOMER AWARENESS

Counterfeiting of semiconductor parts is a growing problem in the industry. Micro Commercial Components (MCC) is taking strong measures to protect ourselves and our customers from the proliferation of counterfeit parts. MCC strongly encourages customers to purchase MCC parts either directly from MCC or from Authorized MCC Distributors who are listed by country on our web page cited below. Products customers buy either from MCC directly or from Authorized MCC Distributors are genuine parts, have full traceability, meet MCC's quality standards for handling and storage. **MCC will not provide any warranty coverage or other assistance for parts bought from Unauthorized Sources.** MCC is committed to combat this global problem and encourage our customers to do their part in stopping this practice by buying direct or from authorized distributors.