

HRM Series

PCB Power Relays



Features:

- SPCO contacts.
- Sealed to allow washing after flow soldering.

Specifications:

Coil Data:

Nominal Voltage : 3V dc to 24V dc.
Nominal Power consumption : 540mW to 720mW.

Contact Data:

Contact Arrangement : 1 form C.
Contact Material : AgCdo.
Contact Rating : Resistive Load : 10A 250V ac / 30V dc.
Inductive Load : 5A 240V ac $\cos\phi = 0.4$
5A 30V dc L/R = 7ms.
Maximum Switching Voltage : 110V dc / 250V ac.
Maximum Switching Current : 10A.
Maximum Switching Power : 2500VA, 300W.
Contact Resistance (initial) : 100m Ω at 6V dc 1A.
Life Expectancy Electrical : 100,000 operations at nominal load TV-5 120V ac.
Mechanical : 50,000 operations at $\cos\phi = 0.4$, L/R = 7ms
10,000,000 operations.

General Data:

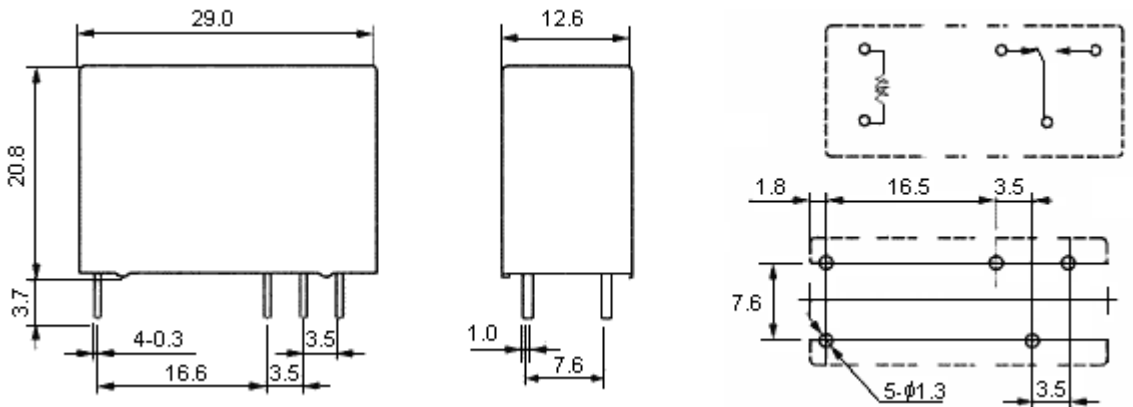
Insulation Resistance : Minimum 100M Ω at 500V dc.
Dielectric Strength : 1000V ac, 1 minute between open contacts
5000V ac, 1 minute between contacts and coil.
Operate Time : Maximum 15ms.
Release Time : Maximum 8ms.
Temperature Range : -30 to +55°C (720mW).
-30 to +70°C (540mW).
Shock Resistance : 10G.
Vibration Resistance : 10 - 55Hz, Amplitude 1.5mm.
Weight : 13 grams.

HRM Series

PCB Power Relays



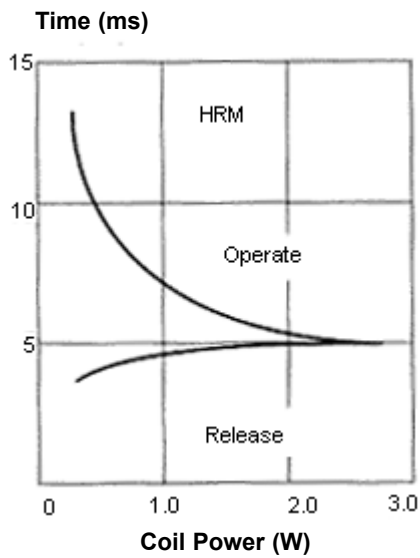
Dimensions



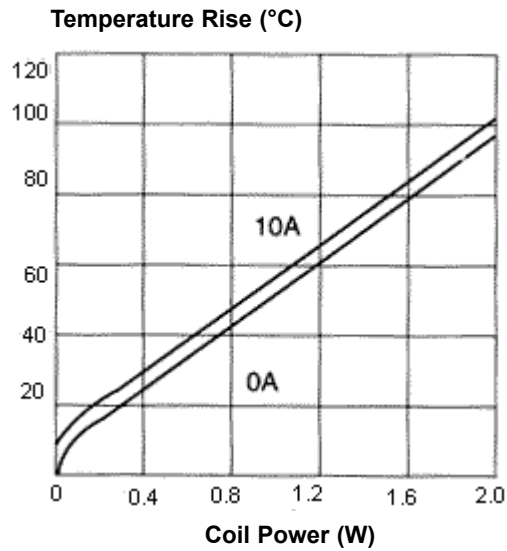
Dimensions : Millimetres

HRM Characteristic Data

Timing (Standard Type)



Coil Temperature Rise (Standard Type)

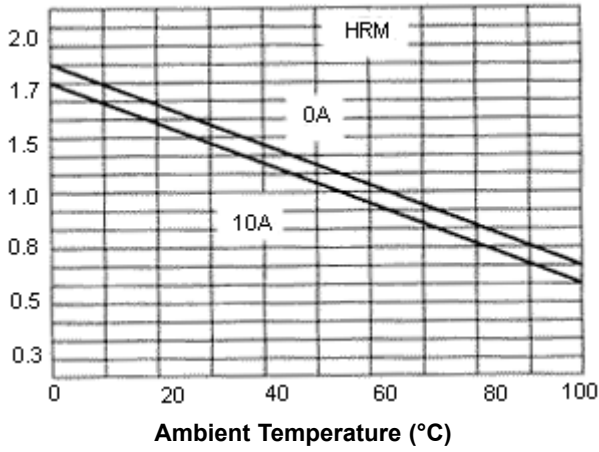


HRM Series

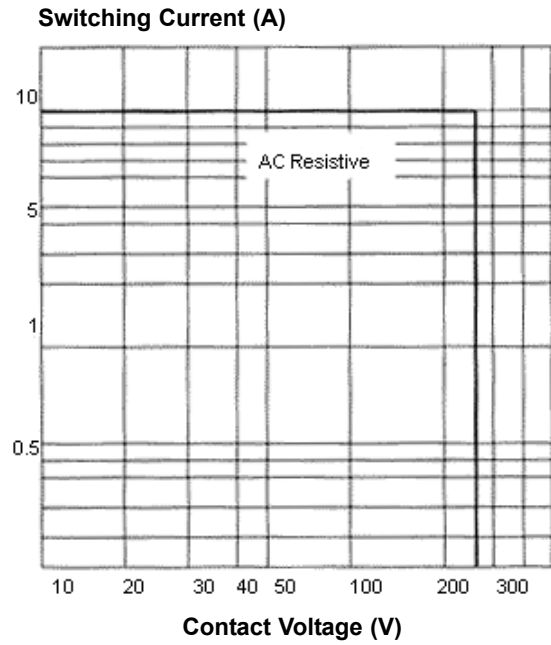
PCB Power Relays



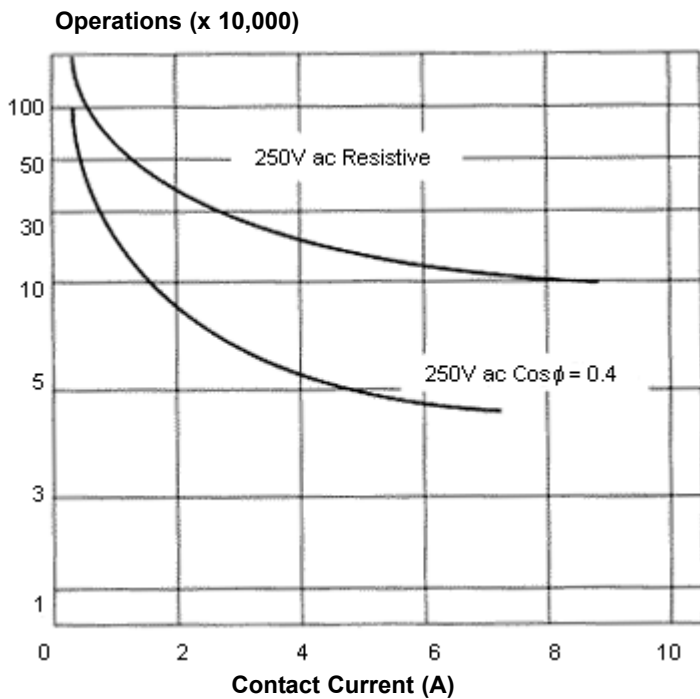
Operating Range
Nominal Voltage Multiplying Factory



Maximum Switching Power



Life Curve



HRM Series

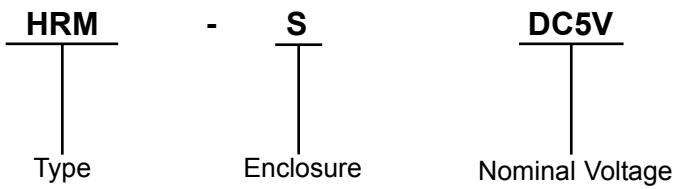
PCB Power Relays



Coil Data Chart

Coil Nominal (V dc)	Coil Resistance (Ω) $\pm 10\%$	Operate Voltage (V dc)	Release Voltage (V dc)	Part Number
5	36	4.0	0.25	HRM-S DC5V
9	115	7.2	0.45	HRM-S DC9V
12	200	9.6	0.6	HRM-S DC12V
24	820	19.2	1.20	HRM-S DC24V

Part Number Explanation



Enclosure

: S = Washable.

Nominal Voltage

: DC5V = 5V, DC9V = 9V, DC12V = 12V and DC24V = 24V.