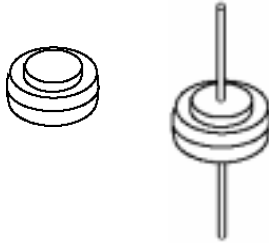
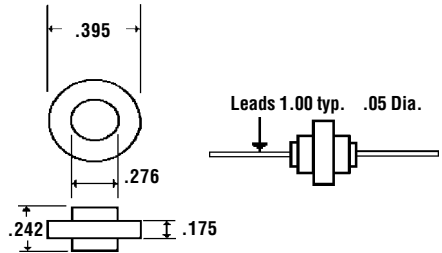


Description



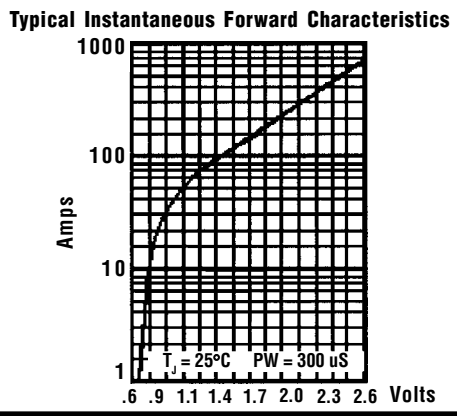
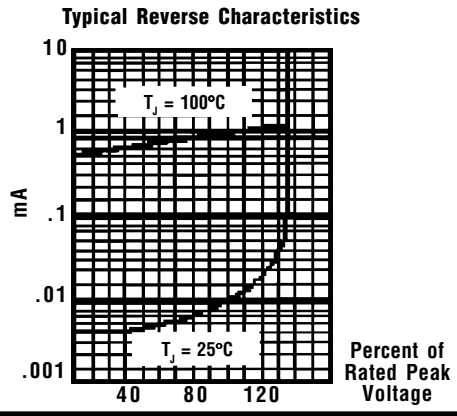
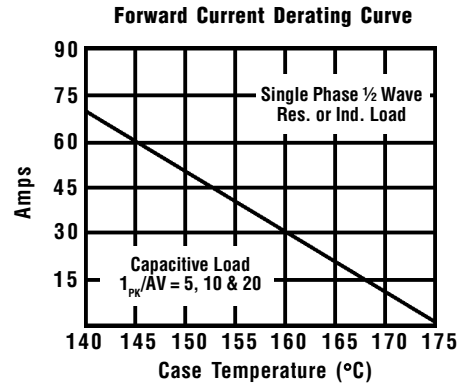
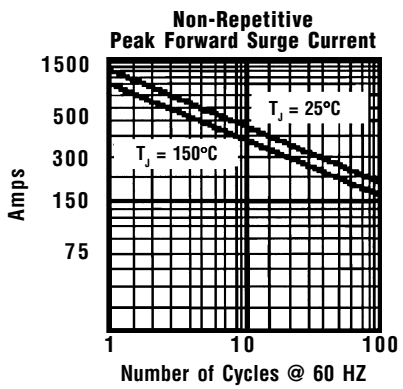
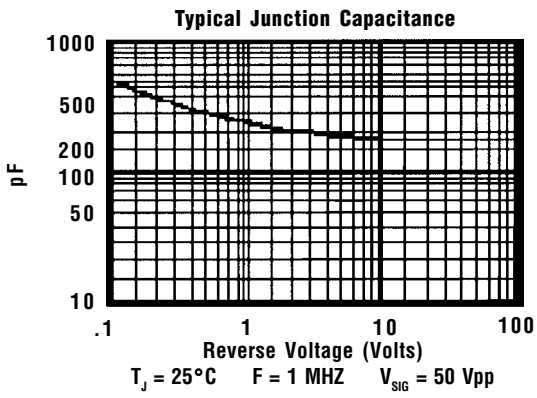
Mechanical Dimensions



Features

- LOW COST
- HIGH SURGE CAPABILITY
- GLASS PASSIVATED DIE
- LOW LEAKAGE CURRENT
- HIGH TEMPERATURE CAPABILITY
- MEETS UL SPECIFICATION 94V-0

Electrical Characteristics @ 25°C.	FR7001 ... 7004 Series				Units
Maximum Ratings	FR7001	FR7002	FR7003	FR7004	
Peak Repetitive Reverse Voltage... V_{RRM}	100	200	300	400	Volts
RMS Reverse Voltage... $V_{R(rms)}$	70	140	210	280	Volts
DC Blocking Voltage... V_{DC}	100	200	300	400	Volts
Average Forward Rectified Current... $I_{F(av)}$ Single Phase Resistive Load, 60 HZ, $T_c = 150^\circ\text{C}$		70			Amps
Non-Repetitive Peak Forward Surge Current... I_{FSM} Surge supplied @ Rated Load Conditions, ½ Sine Wave, Single Phase, 60 HZ		800			Amps
Forward Voltage @ 80A... V_F (Note 4)		1.02			Volts
DC Reverse Current... I_R @ Rated DC Blocking Voltage, 150°C		2.0	750		μAmps μAmps
Typical Junction Capacitance... C_J (Note 1)		500			pF
Typical Thermal Resistance... $R_{\theta JC}$ (Note 2)		0.7			°C/W
Typical Reverse Recovery Time... t_{RR}		3.0			μS
Operating & Storage Temperature Range... T_J, T_{STRG}		-50 to 175			°C



Ratings at 25 Deg. C ambient temperature unless otherwise specified.

Single Phase Half Wave, 60 HZ Resistive or Inductive Load.

For Capacitive Load, Derate Current by 20%.

- NOTES:**
1. Measured @ 1 MHz and applied reverse voltage of 4.0V.
 2. Thermal Resistance Junction to Case, Jedec Method.
 3. When Mounted to heat sink, from body.