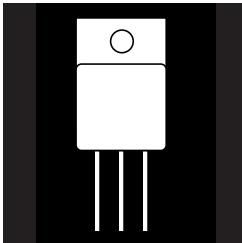


OM4203SA/RA/DA OM4216SA/RA/DA
OM4215SA/RA/DA

HERMETIC TO-254 SCHOTTKY CENTER-TAP RECTIFIER



25 Amp, 45, 60 and 100 Volt Schottky Rectifier

FEATURES

- Very Low Forward Voltage
- Fast Switching Speed
- Hermetic Metal Package, TO-254 Outline
- Low Thermal Resistance
- Isolated Package
- Ceramic Feedthroughs Available
- Available Screened To MIL-S-19500, TX, TXV, And S Levels

DESCRIPTION

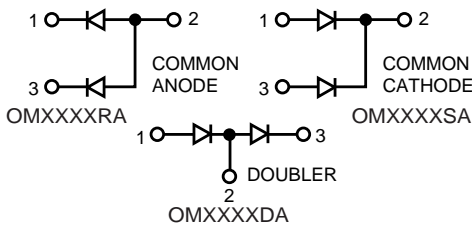
This product is specifically designed for use at power switching frequencies in excess of 100 kHz. The product combines two Schottky-barrier diodes in a center-tap configuration in a single package, simplifying installation, reducing heat sink hardware, and the need to obtain matched components. The device is ideally suited for demanding applications where small size and hermetically sealed package is required. Common anode configuration also available.

ABSOLUTE MAXIMUM RATINGS (T_C = 25°C) Per Diode

Peak Inverse Voltage	45, 60, 100 V
Maximum Average DC Output Current	12.5 A
Non-Repetitive Peak Surge Current (8.3 ms)	100 A
Peak Reverse Transient Current	2 A
Storage Temperature Range	- 55° C to + 175° C
Junction Operating Temperature Range	- 55° C to + 150° C
Package Thermal Resistance, Junction-to-Case	1.7° C/W

3.2

SCHEMATIC

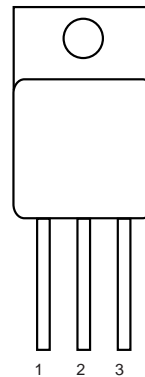


Common cathode is standard. Contact the factory for performance characteristics for common anode and doubler.

Standard Products are supplied with glass feedthroughs.
For ceramic feedthroughs, add the letter "C" to the part number.
Example - OMXXXXCSA

Z-Tab package also available.

PIN CONNECTION

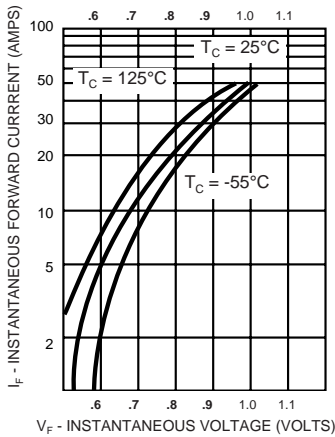


ELECTRICAL CHARACTERISTICS (Per Diode)

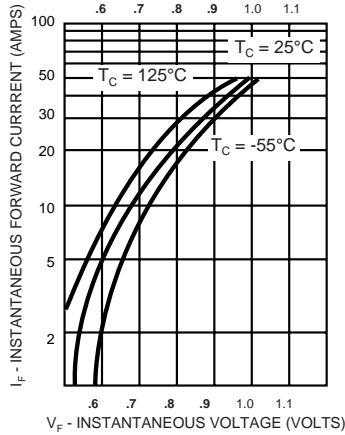
Part No.	PIV	Maximum Forward Voltage @ $I_F = 12.5A$ (1)		Maximum Reverse Current	
		$T_C = 25^\circ C$	$T_C = 125^\circ C$	$T_C = 25^\circ C$	$T_C = 125^\circ C$
OM4203XX	45	.72 V	.64 V	2mA	40mA
OM4215XX	60	.80 V	.70 V		
OM4216XX	100	.90 V	.82 V		

(1) Pulse Test: Pulse Width 300 μs , Duty Cycle 2.0%.

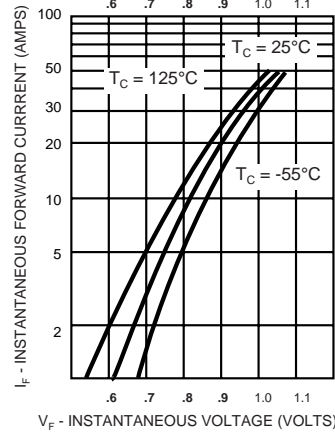
TYPICAL FORWARD VOLTAGE
OM4203SA



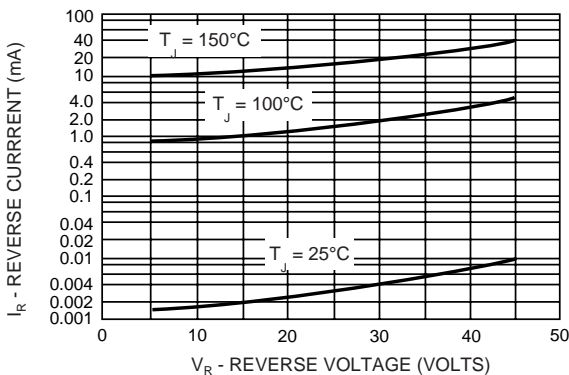
TYPICAL FORWARD VOLTAGE
OM4215SA



TYPICAL FORWARD VOLTAGE
OM4216SA



TYPICAL REVERSE CURRENT
OM4203SA



MECHANICAL OUTLINE

