

PLEASE CHECK WWW.MOLEX.COM FOR LATEST PART INFORMATION

Part Number: [0014567040](#)
Status: **Active**
Overview: [cgrid_sl_products](#)
Description: 2.54mm (.100") Pitch SL™ Insulation Displacement Connector Assembly, Female, Single Row, Version C, Front Ribs, Wire Size 22, 3.81µm (150µ") Tin/Lead (SnPb), 4 Circuits

Documents:

[3D Model](#) [Product Specification PS-70400 \(PDF\)](#)
[Drawing \(PDF\)](#) [RoHS Certificate of Compliance \(PDF\)](#)

Agency Certification

CSA LR19980
 UL E29179

General

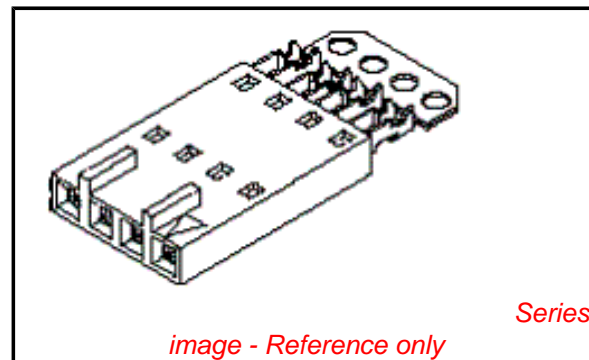
Product Family Ribbon Cable / Wire Trap Connectors
 Series [70400](#)
 Comments Terminals Preloaded
 Component Type Housing
 Glow-Wire Compliant No
 Overview [cgrid_sl_products](#)
 Product Name SL™

Physical

Circuits (Loaded) 4
 Color - Resin Black
 Durability (mating cycles max) 25
 Entry Angle Vertical
 Flammability 94V-0
 Lock to Mating Part None
 Material - Metal Phosphor Bronze
 Material - Plating Mating Tin
 Material - Plating Termination Tin
 Material - Resin Polyester Alloy
 Number of Rows 1
 PCB Retention None
 Packaging Type Tube
 Pitch - Mating Interface (in) 0.100 In
 Pitch - Mating Interface (mm) 2.54 mm
 Plating min: Mating (µin) 150
 Plating min: Mating (µm) 3.75
 Plating min: Termination (µin) 75
 Plating min: Termination (µm) 1.875
 Polarized to Mating Part Yes
 Stackable Yes
 Surface Mount Compatible (SMC) N/A
 Temperature Range - Operating -40°C to +105°C
 Termination Interface: Style IDT or Pierce
 Wire Insulation Diameter 1.35mm (.053") max.
 Wire Size AWG 22
 Wire/Cable Type Discrete Wire, Ribbon Cable

Electrical

Current - Maximum per Contact 3A
 Voltage - Maximum 250V



EU RoHS

**ELV and RoHS
 Compliant**
**REACH SVHC
 Not Reviewed**
**Halogen-Free
 Status
 Not Reviewed**

China RoHS



Need more information on product environmental compliance?

Email productcompliance@molex.com
 For a multiple part number RoHS Certificate of Compliance, [click here](#)

Please visit the [Contact Us](#) section for any non-product compliance questions.

Search Parts in this Series

[70400Series](#)

Mates With

[70544](#), [70546](#), [70554](#), [70556](#)

Use With

[7307](#) Tinned 28AWG, [7767](#) Topcoat 28AWG, [24241](#) Tinned 26AWG, [8996](#) Topcoat 26AWG, [24226](#) Tinned 24AWG, [8997](#) Topcoat 24AWG, [24369](#) High Flex 26AWG, [24389](#) High Flex 24AWG

Application Tooling | FAQ

Tooling specifications and manuals are found by selecting the products below. Crimp Height Specifications are then contained in the Application Tooling Specification document.

Global

Description	Product #
Hawk Semi-Automatic Discrete Wire Terminator for SL - Rebuilt US*	0011201337

Material Info

Old Part Number 70400-3037

Reference - Drawing Numbers

Product Specification PS-70400
Sales Drawing SDA-70400-3035-3058

Hawk™ Ribbon Cable Terminator for SL without Break-off	<u>0623003000</u>
Hawk™ Semi- Automatic Discrete Wire Terminator for SL - Rebuilt CE Approved*	<u>0623004900</u>
Hawk™ Flat Flex Cable Terminator for SL with Break-off	<u>0623005200</u>
Hawk™ Ribbon Cable Terminator with for SL Break-off	<u>0623005300</u>
IDT Discrete Handtool Module for SL™	<u>0621000700</u>
Hawk™ Semi- Automatic Discrete Wire Terminator for SL	<u>0623003100</u>

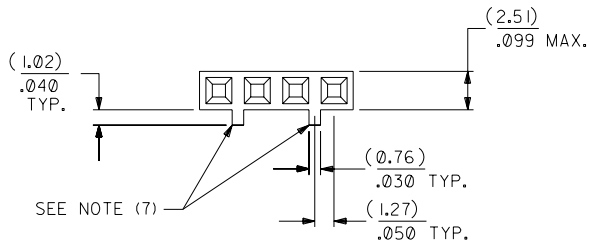
This document was generated on 05/21/2010

PLEASE CHECK WWW.MOLEX.COM FOR LATEST PART INFORMATION

OPTION C

NOTES:

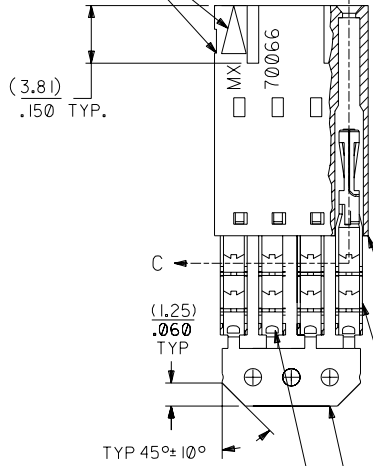
- TO BE USED WITH (22) AWG. STRANDED WIRE WITH (1.35)/.053 DIA. MAX. INSULATION.
- SEE CHART FOR CIRCUIT SIZES.
- STANDARD PACKAGING PER PK-70400-0001. OPTIONAL PACKAGING MAY BE AVAILABLE, REQUEST DWG. PK-70400
- PARTS STACKABLE END TO END ON (2.54)/.100 CENTERS.
- REFER TO PRODUCT SPECIFICATION: PS-70400.
- SEE DWG. SDA-70400-**** (SHT. 5) FOR OPTIONAL HOUSING DETAILS.
- 4 CIRCUIT SHOWN. 4 - 25 CKT.'S. HAVE (2) RIBS.
- TO MATE WITH MOLEX PART NO.'S.: A-70374-****, A-70376-****, A-70390-****, A-70392-****, A-70544-****, A-70554-****, A-70542-****, A-70552-****, A-70546-****, A-70556-****.
- 2 CIRCUIT ASSEMBLIES SUPPLIED AS GROUPED PAIRS.



SECTION C-C



CIRCUIT NO. 1
SLOT OR ARROW



HOUSING PART NO. 70066-****
MATERIAL: G.F. POLYESTER, 94V-0

TERMINAL PART NO. 70028-****
MATERIAL: PHOSPHOR BRONZE
PLATING PER ES-88-***

TIN - .000150 MIN. TIN OVER
.000050 MIN. NICKEL PLATE.

I.D. SLOT CODE TO WIRE GAUGE CHART	
I.D. SLOT CODE	WIRE GAUGE
D	22 AWG.

PLATING CODE (STRIPE ON CARRIER STRIP)	
PLATING	COLOR
TIN	NONE

CKT. SIZE	A	B	EDP. NO.	ENG. NO.
2	(2.54) .100	(5.05) .199	14-56-7020	A-70400-3035
3	(5.08) .200	(7.59) .299	14-56-7030	A-70400-3036
4	(7.62) .300	(10.13) .399	14-56-7040	A-70400-3037
5	(10.16) .400	(12.67) .499	14-56-7050	A-70400-3038
6	(12.70) .500	(15.21) .599	14-56-7060	A-70400-3039
7	(15.24) .600	(17.75) .699	14-56-7070	A-70400-3040
8	(17.78) .700	(20.29) .799	14-56-7080	A-70400-3041
9	(20.32) .800	(22.83) .899	14-56-7090	A-70400-3042
10	(22.86) .900	(25.37) .999	14-56-7100	A-70400-3043
11	(25.54) 1.000	(27.91) 1.099	14-56-7110	A-70400-3044
12	(27.94) 1.100	(30.45) 1.199	14-56-7120	A-70400-3045
13	(30.48) 1.200	(32.99) 1.299	14-56-7130	A-70400-3046
14	(33.02) 1.300	(35.53) 1.399	14-56-7140	A-70400-3047
15	(35.56) 1.400	(38.07) 1.499	14-56-7150	A-70400-3048
16	(38.01) 1.500	(40.61) 1.599	14-56-7160	A-70400-3049
17	(40.64) 1.600	(43.15) 1.699	14-56-7170	A-70400-3050
18	(43.18) 1.700	(45.69) 1.799	14-56-7180	A-70400-3051
19	(45.72) 1.800	(48.23) 1.899	14-56-7190	A-70400-3052
20	(48.26) 1.900	(50.77) 1.999	14-56-7200	A-70400-3053
21	(50.80) 2.000	(53.31) 2.099	14-56-7210	A-70400-3054
22	(53.34) 2.100	(55.85) 2.199	14-56-7220	A-70400-3055
23	(55.88) 2.200	(58.39) 2.299	14-56-7230	A-70400-3056
24	(58.42) 2.300	(60.93) 2.399	14-56-7240	A-70400-3057
25	(60.96) 2.400	(63.47) 2.499	14-56-7250	A-70400-3058

*THE PRIMARY SHIPPING CARTON WILL BE LABELED "COMPLIANT TO ROHS DIRECTIVE 2002/95/EC AND ELV ANNEX II OF DIRECTIVE 2000/53/EC". CARTONS WITHOUT THIS LABEL MAY CONTAIN PRODUCT WITH LEAD.

E	LEAD FREE UCP2004-1769 RWHITE 04/03/22	C	REVISED PER ECR NO. U82110 10-17-88	AAB	DIMENSIONS SHOWN (METRIC) INCH UNLESS OTHERWISE SPECIFIED TOLERANCES: ANGULAR ± 1/2°	▽ = 0 ▼ = 0	REVISE ONLY ON CAD SYSTEM
DI	ADD CARRIER CHAMF ECN #UDT1998-0280 05/20/98 LMCGRATH	B	REVISE PER ECR #U80110 2/3/88 MJM	AAB	3 PLACE ± .010 --- 2 PLACE ± .014 ± 0.25 1 PLACE --- ± 0.35	TITLE ASSEMBLY, SL CONNECTOR (SINGLE ROW- (2.54)/.100 GRID)	
D	164 PLATING WAS 102 PER ECR # U30941 07/07/93 REED	A	RELEASE FOR PROD. PER ERO NO. 25421 10-26-87	AAB	DRAFT WHERE APPLICABLE MUST REMAIN WITHIN DIMENSIONS	MOLEX INCORPORATED SHEET NO. DATE LISLE, ILL. 60532 U.S.A. 10/26/87	
LTR.	REVISIONS	LTR.	REVISIONS	DRWG. BY: AAB	CHK'D. BY: WAZ	PART NO. SDA-70400-3035-3058 SEE CHART	
				APP'D. BY:	SCALE: 4:1	THIS DRAWING CONTAINS INFORMATION THAT IS PROPRIETARY TO MOLEX INC. AND SHOULD NOT BE USED WITHOUT WRITTEN PERMISSION.	