

PLEASE CHECK WWW.MOLEX.COM FOR LATEST PART INFORMATION

Part Number: **0014567039**
Status: **Active**
Overview: [cgrid_sl_products](#)
Description: 2.54mm (.100") Pitch SL™ Insulation Displacement Connector Assembly, Female, Single Row, Version A, Nonpolarized, Wire Size 22, 0.76µm (30µ") Gold (Au), 3 Circuits

Documents:

[3D Model](#) [Product Specification PS-70400 \(PDF\)](#)
[Drawing \(PDF\)](#) [RoHS Certificate of Compliance \(PDF\)](#)

Agency Certification

CSA LR19980
 UL E29179

General

Product Family Ribbon Cable / Wire Trap Connectors
 Series [70400](#)
 Comments Terminals Preloaded
 Component Type Housing
 Glow-Wire Compliant No
 Overview [cgrid_sl_products](#)
 Product Name SL™

Physical

Circuits (Loaded) 3
 Color - Resin Black
 Durability (mating cycles max) 50
 Entry Angle Vertical
 Flammability 94V-0
 Lock to Mating Part None
 Material - Metal Phosphor Bronze
 Material - Plating Mating Gold
 Material - Plating Termination Tin
 Material - Resin Polyester Alloy
 Number of Rows 1
 PCB Retention None
 Packaging Type Tube
 Pitch - Mating Interface (in) 0.100 In
 Pitch - Mating Interface (mm) 2.54 mm
 Plating min: Mating (µin) 30
 Plating min: Mating (µm) 0.75
 Plating min: Termination (µin) 75
 Plating min: Termination (µm) 1.875
 Polarized to Mating Part No
 Stackable Yes
 Surface Mount Compatible (SMC) N/A
 Temperature Range - Operating -40°C to +105°C
 Termination Interface: Style IDT or Pierce
 Wire Insulation Diameter 1.35mm (.053") max.
 Wire Size AWG 22
 Wire/Cable Type Discrete Wire, Ribbon Cable

Electrical

Current - Maximum per Contact 3A
 Voltage - Maximum 250V

Material Info



EU RoHS

ELV and RoHS Compliant
REACH SVHC Not Reviewed
Halogen-Free Status Not Reviewed

China RoHS



Need more information on product environmental compliance?

Email productcompliance@molex.com
 For a multiple part number RoHS Certificate of Compliance, [click here](#)

Please visit the [Contact Us](#) section for any non-product compliance questions.

Search Parts in this Series

[70400Series](#)

Mates With

Single Row headers and housings, [8624](#) , [70203](#) , [42375](#) , [42377](#)

Use With

[7307](#) Tinned 28AWG, [7767](#) Topcoat 28AWG, [24241](#) Tinned 26AWG, [8996](#) Topcoat 26AWG, [24226](#) Tinned 24AWG, [8997](#) Topcoat 24AWG, [24369](#) High Flex 26AWG, [24389](#) High Flex 24AWG

Application Tooling | FAQ

Tooling specifications and manuals are found by selecting the products below. Crimp Height Specifications are then contained in the Application Tooling Specification document.

Global

Description	Product #
Hawk Semi- Automatic Discrete	0011201337

Old Part Number

70400-3351

Reference - Drawing Numbers

Product Specification

Sales Drawing

PS-70400

SDA-70400-3350-3373

Wire Terminator for
SL - Rebuilt US*

Hawk™ Ribbon 0623003000

Cable Terminator for
SL without Break-off

Hawk™ Semi- 0623004900

Automatic Discrete

Wire Terminator

for SL - Rebuilt CE

Approved*

Hawk™ Flat Flex 0623005200

Cable Terminator for
SL with Break-off

Hawk™ Ribbon 0623005300

Cable Terminator

with for SL Break-off

IDT Discrete 0621000700

Handtool Module for

SL™

Hawk™ Semi- 0623003100

Automatic Discrete

Wire Terminator for

SL

This document was generated on 05/21/2010

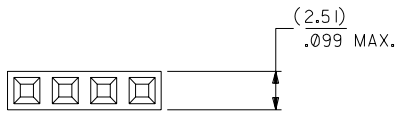
PLEASE CHECK WWW.MOLEX.COM FOR LATEST PART INFORMATION

OPTION A

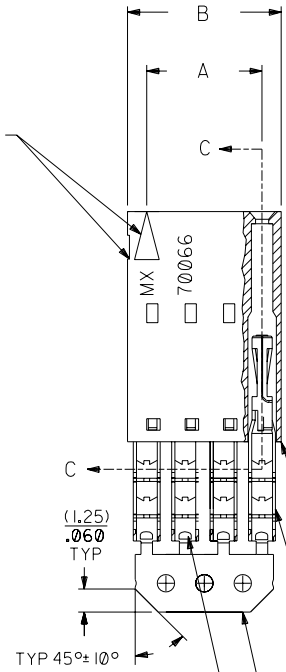
NOTES:

- 1) TO BE USED WITH (22) AWG. STRANDED WIRE WITH (1.35)/.053 DIA. MAX. INSULATION.
- 2) SEE CHART FOR CIRCUIT SIZES.
- 3) STANDARD PACKAGING PER PK-70400-0001. OPTIONAL PACKAGING MAY BE AVAILABLE, REQUEST DWG. PK-70400
- 4) PARTS STACKABLE END TO END AND SIDE BY SIDE ON (2.54)/.100 CENTERS.
- 5) REFER TO PRODUCT SPECIFICATION: PS-70400.
- 6) SEE DWG. SDA-70400-**** (SHT. 5) FOR OPTIONAL HOUSING DETAILS.
- 7) 4 CIRCUIT SHOWN.
- 8) TO MATE WITH MOLEX (2.54)/.100 CENTERLINE HEADERS.

9) 2 CIRCUIT ASSEMBLIES SUPPLIED AS GROUPED PAIRS.



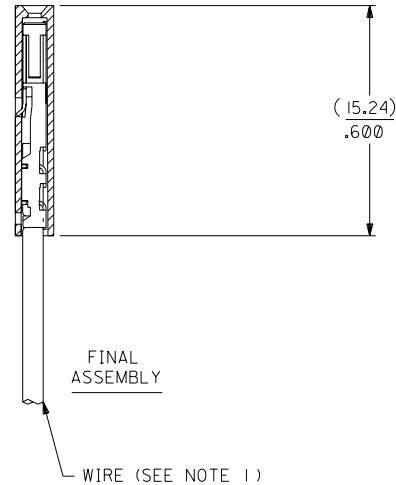
CIRCUIT NO. 1
SLOT OR ARROW



SECTION C-C



PRE-LOADED ASSEMBLY



FINAL ASSEMBLY

HOUSING PART NO. 70066-****
MATERIAL: G.F. POLYESTER, 94V-0

TERMINAL PART NO. 70028-****
MATERIAL: PHOSPHOR BRONZE
PLATING PER ES-88-***

30 GOLD - .000030 MIN. GOLD IN SELECT AREA WITH .000075 MIN. TIN IN SELECT AREA OVER .000050 MIN. NICKEL OVER-ALL.

*THE PRIMARY SHIPPING CARTON WILL BE LABELED "COMPLIANT TO ROHS DIRECTIVE 2002/95/EC AND ELV ANNEX II OF DIRECTIVE 2000/53/EC". CARTONS WITHOUT THIS LABEL MAY CONTAIN PRODUCT WITH LEAD.

I.D. SLOT CODE TO WIRE GAUGE CHART	
I.D. SLOT CODE	WIRE GAUGE
D	22 AWG.

PLATING CODE (STRIPE ON CARRIER STRIP)	
PLATING	COLOR
30 GOLD	RED

CKT. SIZE	DIMENSIONS (INCH)		EDP. NO.	ENG. NO.
	A	B		
2	(2.54) .100	(5.05) .199	14-56-7029	A-70400-3350
3	(5.08) .200	(7.59) .299	14-56-7039	A-70400-3351
4	(7.62) .300	(10.13) .399	14-56-7049	A-70400-3352
5	(10.16) .400	(12.67) .499	14-56-7059	A-70400-3353
6	(12.70) .500	(15.21) .599	14-56-7069	A-70400-3354
7	(15.24) .600	(17.75) .699	14-56-7079	A-70400-3355
8	(17.78) .700	(20.29) .799	14-56-7089	A-70400-3356
9	(20.32) .800	(22.83) .899	14-56-7099	A-70400-3357
10	(22.86) .900	(25.37) .999	14-56-7109	A-70400-3358
11	(25.54) 1.000	(27.91) 1.099	14-56-7119	A-70400-3359
12	(27.94) 1.100	(30.45) 1.199	14-56-7129	A-70400-3360
13	(30.48) 1.200	(32.99) 1.299	14-56-7139	A-70400-3361
14	(33.02) 1.300	(35.53) 1.399	14-56-7149	A-70400-3362
15	(35.56) 1.400	(38.07) 1.499	14-56-7159	A-70400-3363
16	(38.01) 1.500	(40.61) 1.599	14-56-7169	A-70400-3364
17	(40.64) 1.600	(43.15) 1.699	14-56-7179	A-70400-3365
18	(43.18) 1.700	(45.69) 1.799	14-56-7189	A-70400-3366
19	(45.72) 1.800	(48.23) 1.899	14-56-7199	A-70400-3367
20	(48.26) 1.900	(50.77) 1.999	14-56-7209	A-70400-3368
21	(50.80) 2.000	(53.31) 2.099	14-56-7219	A-70400-3369
22	(53.34) 2.100	(55.85) 2.199	14-56-7229	A-70400-3370
23	(55.88) 2.200	(58.39) 2.299	14-56-7239	A-70400-3371
24	(58.42) 2.300	(60.93) 2.399	14-56-7249	A-70400-3372
25	(60.96) 2.400	(63.47) 2.499	14-56-7259	A-70400-3373

I.D. SLOT CODE TO WIRE GAUGE CHART		I.D. SLOT CODE		WIRE GAUGE		D		22 AWG.	
PLATING CODE (STRIPE ON CARRIER STRIP)		PLATING		COLOR		30 GOLD		RED	
REVISED PER ECR NO. U82110 10-17-88		AAB		C		REVISED PER ECR NO. U82110 10-17-88		AAB	
LEAD FREE UCP2004-1769 RWHITE 04/03/22		B		REVISE PER ECR #U80110 2/3/88 MJM		D		LEAD FREE UCP2004-1769 RWHITE 04/03/22	
ADD CARRIER CHAMF ECN #UDT1998-0280 05/20/98 LMCGRATH		A		RELEASE FOR PROD. PER ERO NO. 25421 10-26-87		CI		ADD CARRIER CHAMF ECN #UDT1998-0280 05/20/98 LMCGRATH	
LTR. REVISIONS		LTR. REVISIONS		LTR. REVISIONS		LTR. REVISIONS		LTR. REVISIONS	
DIMENSIONS SHOWN (METRIC) INCH UNLESS OTHERWISE SPECIFIED TOLERANCES: ANGULAR ± 1/2°		3 PLACE ± .010		METRIC ---		2 PLACE ± .014 ± 0.25		1 PLACE --- ± 0.35	
DRAWING BY AAB		CHK'D BY WAZ		SCALE 4:1		DRAFT WHERE APPLICABLE MUST REMAIN WITHIN DIMENSIONS		THIS DRAWING CONTAINS INFORMATION THAT IS PROPRIETARY TO MOLEX INC. AND SHOULD NOT BE USED WITHOUT WRITTEN PERMISSION.	
MFG. SH. REV.		REVISE ONLY ON CAD SYSTEM		TITLE ASSEMBLY, SL CONNECTOR (SINGLE ROW- (2.54)/.100 GRID)		MOLEX INCORPORATED SHEET NO. DATE 10/26/87		PART NO. SDA-70400-3350-3373	
FILE NAME 74003350.DWG		SCALE 4:1		SEE CHART		MOLEX INC. AND SHOULD NOT BE USED WITHOUT WRITTEN PERMISSION.		DA C	