

**PLEASE CHECK WWW.MOLEX.COM FOR LATEST PART INFORMATION**

**Part Number:** [0014567030](#)  
**Status:** **Active**  
**Overview:** [cgrid\\_sl\\_products](#)  
**Description:** 2.54mm (.100") Pitch SL™ Insulation Displacement Connector Assembly, Female, Single Row, Version C, Front Ribs, Wire Size 22, 3.81µm (150µ") Tin/Lead (SnPb), 3 Circuits

**Documents:**

[3D Model](#) [Product Specification PS-70400 \(PDF\)](#)  
[Drawing \(PDF\)](#) [RoHS Certificate of Compliance \(PDF\)](#)

**Agency Certification**

CSA LR19980  
 UL E29179

**General**

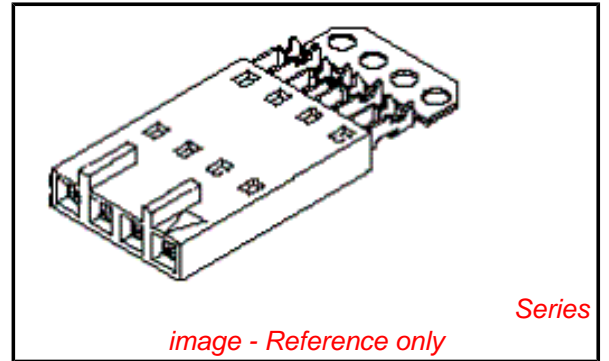
Product Family Ribbon Cable / Wire Trap Connectors  
 Series [70400](#)  
 Comments Terminals Preloaded  
 Component Type Housing  
 Glow-Wire Compliant No  
 Overview [cgrid\\_sl\\_products](#)  
 Product Name SL™

**Physical**

Circuits (Loaded) 3  
 Color - Resin Black  
 Durability (mating cycles max) 25  
 Entry Angle Vertical  
 Flammability 94V-0  
 Lock to Mating Part None  
 Material - Metal Phosphor Bronze  
 Material - Plating Mating Tin  
 Material - Plating Termination Tin  
 Material - Resin Polyester Alloy  
 Number of Rows 1  
 PCB Retention None  
 Packaging Type Tube  
 Pitch - Mating Interface (in) 0.100 In  
 Pitch - Mating Interface (mm) 2.54 mm  
 Plating min: Mating (µin) 150  
 Plating min: Mating (µm) 3.75  
 Plating min: Termination (µin) 75  
 Plating min: Termination (µm) 1.875  
 Polarized to Mating Part Yes  
 Stackable Yes  
 Surface Mount Compatible (SMC) N/A  
 Temperature Range - Operating -40°C to +105°C  
 Termination Interface: Style IDT or Pierce  
 Wire Insulation Diameter 1.35mm (.053") max.  
 Wire Size AWG 22  
 Wire/Cable Type Discrete Wire, Ribbon Cable

**Electrical**

Current - Maximum per Contact 3A  
 Voltage - Maximum 250V



**EU RoHS**

**ELV and RoHS  
 Compliant**  
**REACH SVHC  
 Not Reviewed**  
**Halogen-Free  
 Status  
 Not Reviewed**

**China RoHS**



**Need more information on product  
 environmental compliance?**

Email [productcompliance@molex.com](mailto:productcompliance@molex.com)  
 For a multiple part number RoHS Certificate of Compliance, [click here](#)

Please visit the [Contact Us](#) section for any non-product compliance questions.

**Search Parts in this Series**

[70400Series](#)

**Mates With**

[70544](#), [70546](#), [70554](#), [70556](#)

**Use With**

[7307](#) Tinned 28AWG, [7767](#) Topcoat 28AWG, [24241](#) Tinned 26AWG, [8996](#) Topcoat 26AWG, [24226](#) Tinned 24AWG, [8997](#) Topcoat 24AWG, [24369](#) High Flex 26AWG, [24389](#) High Flex 24AWG

**Application Tooling | FAQ**

*Tooling specifications and manuals are found by selecting the products below. Crimp Height Specifications are then contained in the Application Tooling Specification document.*

**Global**

Description	Product #
Hawk Semi-Automatic Discrete Wire Terminator for SL - Rebuilt US*	<a href="#">0011201337</a>

**Material Info**

Old Part Number 70400-3036

**Reference - Drawing Numbers**

Product Specification PS-70400  
Sales Drawing SDA-70400-3035-3058

Hawk™ Ribbon Cable Terminator for SL without Break-off	<u>0623003000</u>
Hawk™ Semi- Automatic Discrete Wire Terminator for SL - Rebuilt CE Approved*	<u>0623004900</u>
Hawk™ Flat Flex Cable Terminator for SL with Break-off	<u>0623005200</u>
Hawk™ Ribbon Cable Terminator with for SL Break-off	<u>0623005300</u>
IDT Discrete Handtool Module for SL™	<u>0621000700</u>
Hawk™ Semi- Automatic Discrete Wire Terminator for SL	<u>0623003100</u>

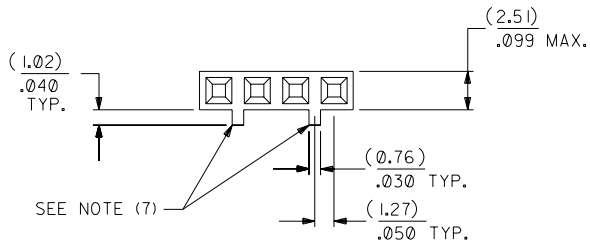
This document was generated on 05/21/2010

**PLEASE CHECK [WWW.MOLEX.COM](http://WWW.MOLEX.COM) FOR LATEST PART INFORMATION**

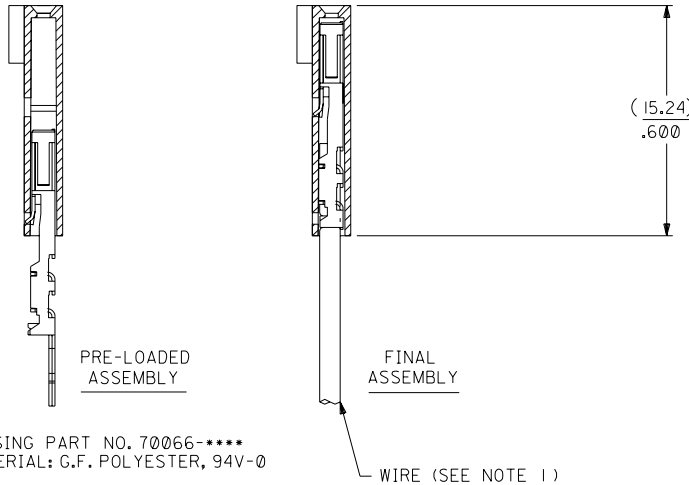
# OPTION C

## NOTES:

- TO BE USED WITH (22) AWG. STRANDED WIRE WITH (1.35)/.053 DIA. MAX. INSULATION.
- SEE CHART FOR CIRCUIT SIZES.
- STANDARD PACKAGING PER PK-70400-0001. OPTIONAL PACKAGING MAY BE AVAILABLE, REQUEST DWG. PK-70400
- PARTS STACKABLE END TO END ON (2.54)/.100 CENTERS.
- REFER TO PRODUCT SPECIFICATION: PS-70400.
- SEE DWG. SDA-70400-\*\*\*\* (SHT. 5) FOR OPTIONAL HOUSING DETAILS.
- 4 CIRCUIT SHOWN. 4 - 25 CKT.'S. HAVE (2) RIBS.
- TO MATE WITH MOLEX PART NO.'S.: A-70374-\*\*\*\*, A-70376-\*\*\*\*, A-70390-\*\*\*\*, A-70392-\*\*\*\*, A-70544-\*\*\*\*, A-70554-\*\*\*\*, A-70542-\*\*\*\*, A-70552-\*\*\*\*, A-70546-\*\*\*\*, A-70556-\*\*\*\*.
- 2 CIRCUIT ASSEMBLIES SUPPLIED AS GROUPED PAIRS.



## SECTION C-C



CIRCUIT NO. 1  
SLOT OR ARROW

(3.81)  
.150 TYP.

(1.25)  
.060  
TYP.

TYP 45° ± 10°

HOUSING PART NO. 70066-\*\*\*\*  
MATERIAL: G.F. POLYESTER, 94V-0

TERMINAL PART NO. 70028-\*\*\*\*  
MATERIAL: PHOSPHOR BRONZE  
PLATING PER ES-88-\*\*\*

TIN - .000150 MIN. TIN OVER  
.000050 MIN. NICKEL PLATE.

I.D. SLOT CODE TO WIRE GAUGE CHART	
I.D. SLOT CODE	WIRE GAUGE
D	22 AWG.

PLATING CODE (STRIPE ON CARRIER STRIP)	
PLATING	COLOR
TIN	NONE

CKT. SIZE	A	B	EDP. NO.	ENG. NO.
2	( 2.54 ) .100	( 5.05 ) .199	14-56-7020	A-70400-3035
3	( 5.08 ) .200	( 7.59 ) .299	14-56-7030	A-70400-3036
4	( 7.62 ) .300	( 10.13 ) .399	14-56-7040	A-70400-3037
5	( 10.16 ) .400	( 12.67 ) .499	14-56-7050	A-70400-3038
6	( 12.70 ) .500	( 15.21 ) .599	14-56-7060	A-70400-3039
7	( 15.24 ) .600	( 17.75 ) .699	14-56-7070	A-70400-3040
8	( 17.78 ) .700	( 20.29 ) .799	14-56-7080	A-70400-3041
9	( 20.32 ) .800	( 22.83 ) .899	14-56-7090	A-70400-3042
10	( 22.86 ) .900	( 25.37 ) .999	14-56-7100	A-70400-3043
11	( 25.54 ) 1.000	( 27.91 ) 1.099	14-56-7110	A-70400-3044
12	( 27.94 ) 1.100	( 30.45 ) 1.199	14-56-7120	A-70400-3045
13	( 30.48 ) 1.200	( 32.99 ) 1.299	14-56-7130	A-70400-3046
14	( 33.02 ) 1.300	( 35.53 ) 1.399	14-56-7140	A-70400-3047
15	( 35.56 ) 1.400	( 38.07 ) 1.499	14-56-7150	A-70400-3048
16	( 38.01 ) 1.500	( 40.61 ) 1.599	14-56-7160	A-70400-3049
17	( 40.64 ) 1.600	( 43.15 ) 1.699	14-56-7170	A-70400-3050
18	( 43.18 ) 1.700	( 45.69 ) 1.799	14-56-7180	A-70400-3051
19	( 45.72 ) 1.800	( 48.23 ) 1.899	14-56-7190	A-70400-3052
20	( 48.26 ) 1.900	( 50.77 ) 1.999	14-56-7200	A-70400-3053
21	( 50.80 ) 2.000	( 53.31 ) 2.099	14-56-7210	A-70400-3054
22	( 53.34 ) 2.100	( 55.85 ) 2.199	14-56-7220	A-70400-3055
23	( 55.88 ) 2.200	( 58.39 ) 2.299	14-56-7230	A-70400-3056
24	( 58.42 ) 2.300	( 60.93 ) 2.399	14-56-7240	A-70400-3057
25	( 60.96 ) 2.400	( 63.47 ) 2.499	14-56-7250	A-70400-3058

\*THE PRIMARY SHIPPING CARTON WILL BE LABELED "COMPLIANT TO ROHS DIRECTIVE 2002/95/EC AND ELV ANNEX II OF DIRECTIVE 2000/53/EC". CARTONS WITHOUT THIS LABEL MAY CONTAIN PRODUCT WITH LEAD.

E	LEAD FREE UCP2004-1769 RWHITE 04/03/22	C	REVISED PER ECR NO. U82110 10-17-88 AAB	DIMENSIONS SHOWN (METRIC) INCH UNLESS OTHERWISE SPECIFIED TOLERANCES: ANGULAR ± 1/2°		▽ = 0 ▼ = 0	REVISE ONLY ON CAD SYSTEM												
DI	ADD CARRIER CHAMF ECN #UDT1998-0280 05/20/98 LMCGRATH	B	REVISE PER ECR #U80110 2/3/88 MJM	<table border="1"> <thead> <tr> <th></th> <th>INCH</th> <th>METRIC</th> </tr> </thead> <tbody> <tr> <td>3 PLACE</td> <td>± .010</td> <td>---</td> </tr> <tr> <td>2 PLACE</td> <td>± .014</td> <td>± 0.25</td> </tr> <tr> <td>1 PLACE</td> <td>---</td> <td>± 0.35</td> </tr> </tbody> </table>			INCH	METRIC	3 PLACE	± .010	---	2 PLACE	± .014	± 0.25	1 PLACE	---	± 0.35	TITLE ASSEMBLY, SL CONNECTOR (SINGLE ROW- (2.54)/.100 GRID)	
	INCH	METRIC																	
3 PLACE	± .010	---																	
2 PLACE	± .014	± 0.25																	
1 PLACE	---	± 0.35																	
D	164 PLATING WAS 102 PER ECR # U30941 07/07/93 REED	A	RELEASE FOR PROD. PER ERO NO. 25421 10-26-87 AAB	DRAFT WHERE APPLICABLE MUST REMAIN WITHIN DIMENSIONS		MOLEX INCORPORATED SHEET NO. DATE LISLE, ILL. 60532 U.S.A. 10/26/87													
LTR.	REVISIONS	LTR.	REVISIONS	DRWG. BY: AAB	CHK'D. BY: WAZ	PART NO. SDA-70400-3035-3058 SEE CHART													
				APP'D. BY:	SCALE: 4:1	THIS DRAWING CONTAINS INFORMATION THAT IS PROPRIETARY TO MOLEX INC. AND SHOULD NOT BE USED WITHOUT WRITTEN PERMISSION.													