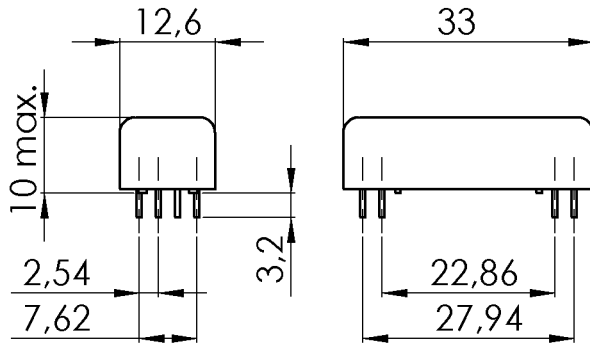



Dimensions (mm)



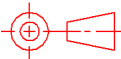
Pins: Ø 0,65mm / L 3,2+/-0,3mm

Layout / Pitch 2,54mm / Top View



Marking

MEDER-label
 Type
 Layout
 Production code-
 EN60062/ Factory
 code



tolerances according to DIN ISO 2768 m

Coil Data at 20 °C	Conditions	Min	Typ	Max	Unit
Coil resistance		63	70	77	Ohm
Coil voltage			5		VDC
Rated power			357		mW
Thermal resistance	max. Relay temperature = operating temperature + self heating		61		K/W
Pull-In voltage				3,8	VDC
Drop-Out voltage		0,5			VDC

Contact Data 85	Conditions	Min	Typ	Max	Unit
Contact rating	Any DC combination of V & A not to exceed their individual max.'s			100	W
Switching voltage	DC or Peak AC			1.000	V
Switching current	DC or Peak AC			1	A
Carry current	DC or Peak AC 100% Duty Cycle			2,5	A
Contact resistance static	Measured with 40% overdrive			150	mOhm
Insulation resistance	RH <45 %, 100 V test voltage	1			TOhm
Breakdown voltage (20-30 AT)	according to IEC 255-5	2,5			kV DC
Operate time incl. bounce	measured with 40% overdrive			1,1	ms
Release time	measured with no coil excitation			0,2	ms
Capacitance	@ 10 kHz across open switch		0,5		pF

Special Product Data	Conditions	Min	Typ	Max	Unit
Number of contacts				2	
Contact - form				A - NO	
Dielectric Strength Coil/Contact	according to IEC 255-5	2			kV DC
Insulation resistance Coil/Contact	RH <45%, 200 VDC test voltage	1			TOhm
Case colour					
Housing material				Polycarbonat	
Sealing compound				Polyurethan	
Connection pins				Copper alloy tin plated	
Magnetic Shield					
Reach / RoHS conformity				yes	

Environmental data	Conditions	Min	Typ	Max	Unit
--------------------	------------	-----	-----	-----	------



Products for tomorrow...

Europe: +49 / 7731 8399 0 | Email: info@meder.com
USA: +1 / 508 295 0771 | Email: salesusa@meder.com
Asia: +852 / 2955 1682 | Email: salesasia@meder.com

Item No.:
8805285100
Item:
BE05-2A85-P

Environmental data	Conditions	Min	Typ	Max	Unit
Shock	1/2 sine wave duration 11ms			50	g
Vibration	from 10 - 2000 Hz			20	g
Operating temperature		-20		70	°C
Storage temperature		-35		95	°C
Soldering temperature	wave soldering max. 5 sec.			260	°C
Washability		fully sealed			

Modifications in the sense of technical progress are reserved

Designed at: 03.11.09 Designed by: SERVICES_EUROPE Approval at: 20.11.09 Approval by: KOLBRICH
Last Change at: Last Change by: Approval at: Approval by:

Version: 01