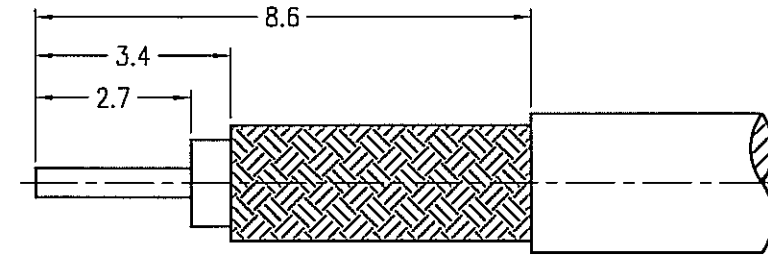


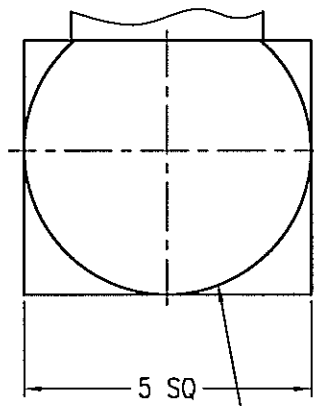
NOTES:

1. MATERIALS AND FINISHES(PLATING THICKNESS IN MICRO-INCHES):
 BODY AND CAP - BERYLLIUM COPPER , WHITE BRONZE PLATING (COPPER-TIN-ZINC)
 CONTACT -BERYLLIUM COPPER , GOLD PLATING
 INSULATORS - DELRIN & TEFLON
 FERRULE - COPPER , WHITE BRONZE PLATING (COPPER-TIN-ZINC)
2. ELECTRICAL:
 A. IMPEDANCE: 50 OHM
 B. FREQUENCY RANGE: DC 0-6 GHz
 C. VSWR(RETURN LOSS): 1.5 MAX.
 D. DIELECTRIC WITHSTANDING VOLTAGE: 1000 VRMS, MIN.
3. MECHANICAL:
 A. DURABILITY: 500 CYCLES MIN.
 B. TEMPERATURE RANGE: - 40°C to +155°C
4. OTHER:
 A. CRIMPED FERRULE: HEX CRIMP SIZE .128"
 B. SOLDER CENTER CONDUCTOR
 C. INSTALL DISC INSULATOR
 D. PRESS FIT METAL COVER

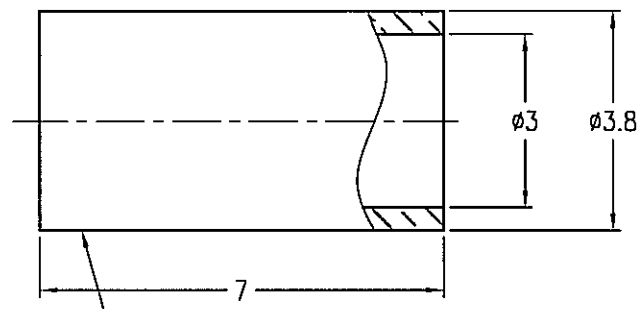
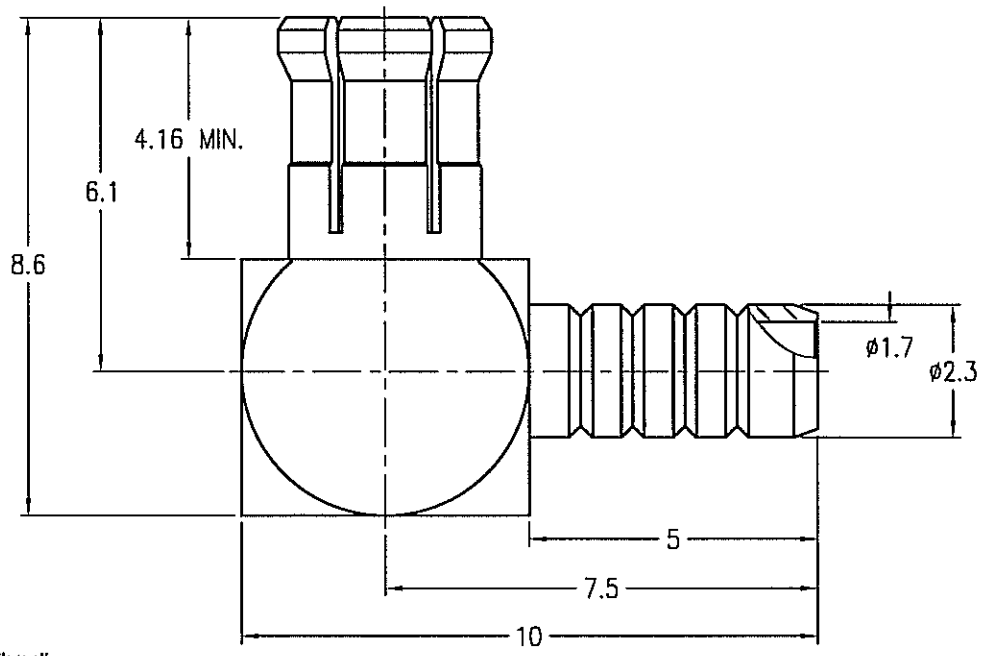
919-NM104P-51A		REVISIONS			
PART NO.	REV	DESCRIPTION	DATE	ECO	APPR
THIRD ANGLE PROJ.	A	RELEASE TO MFG.	8/8/06	46108	CISSY



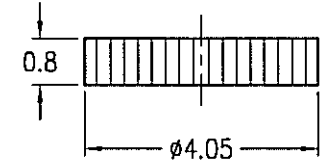
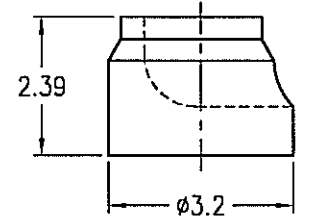
RECOMMENDED
CABLE STRIPPING DIM'S



THIS SURFACE MARKED "NM"
TO SIGNIFY NON-MAGNETIC CONNECTORS



THIS SURFACE MARKED "NM"
TO SIGNIFY NON-MAGNETIC CONNECTORS



CUSTOMER OUTLINE DRAWING

ALL OTHER SHEETS ARE FOR INTERNAL USE ONLY

UNLESS OTHERWISE SPECIFIED, DIMENSIONS ARE IN METRIC AND TOLERANCES ARE:
 0.5 - 5mm ±0.1mm 6 - 30mm ±0.2mm 30 - 120mm ± 0.3mm ANGLES ±1°

NOTICE - These drawings, specifications, or other data (1) are, and remain the property of Amphenol Corp. (2) must be returned upon request; and (3) are confidential and not to be disclosed to any person other than those to whom they are given by Amphenol Corp. The furnishing of these drawings, specifications, or other data by Amphenol Corp., or to any other person to anyone for any purpose is not to be regarded by implication or otherwise in any manner licensing, granting rights or permitting such holder or any other person to manufacture, use or sell any product, process or design, patented or otherwise, that may in any way be related to or disclosed by said drawings, specifications, or other data.

MATERIAL	DRAWN CISSY	DATE 08-Aug-06	TITLE MCX R/A CRIMP PLUG NON MAGNETIC (FOR RG-174/U,188A/U,316/U)	Amphenol RF Danbury CT USA, Tainan Taiwan, Shenzhen China www.amphenolrf.com	
REFERENCE 919-104P-51A1X	ENGINEER GEFFERY	DATE 08-Aug-06	SCALE: 6/1	SHEET 1 OF 1	DRAWING NO.
FINISH	APPROVED <i>[Signature]</i>	DATE 8-8-06	DWG SIZE B	CODE ID 74868	ITEM NO.
	CAD FILE F:\DWG\CNPD\919\NM104P\51ASZ		REV A		PART NO. 919-NM104P-51A