



Industrial-grade surface mount dual low profile MIL-PRF-21038 Interface Transformers (-40° to +85° C)

These non-QPL interface transformers conform to all electrical and physical parameters of MIL-PRF-21038/27 and provide performance as required over -40° to +85° C. Built and tested in ISO 9002 approved facilities.

- for use in MIL-STD-1553 applications
- low profile, 0.155 in. height
- dual ratio in a single package
- performance to MIL-PRF-21038/27 requirements
- built in ISO 9002 facility
- -40° to +85° C operating temperature

APPLICABLE SPECIFICATIONS

- MIL-STD-1553B
- MIL-STD-202
- MIL-T-10727
- MIL-PRF-21038
- ISO 9002



SUMMARY PERFORMANCE SPECIFICATIONS

Impedance.....	see table
Droop.....	≤ 20%
Overshoot.....	± 1V max
Common mode rejection (CMR).....	≥ 45 dB
Frequency range (no load).....	75 kHz to 1MHz
Operating temperature range.....	-40° to +85°C
Weight.....	≤ 5 grams
Insulation resistance (min).....	10K megohms @ 250 Vdc
Dielectric withstanding voltage.....	100 Vrms



CHARACTERISTICS

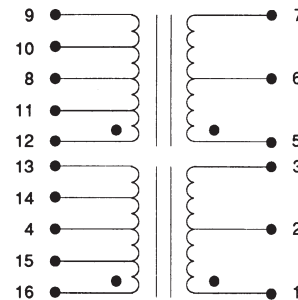
PART NO.	TERMINALS	RATIO ($\pm 3\%$)	RDC (ohms) MAX.	IMPEDANCE (ohms) MIN.
DGLN1553-1 DFLN1553-1	1-3:16-13 5-7:12-9	1CT:1CT	1-3, 5-7 = 3.0 16-13, 12-9 = 3.0	(1-3, 5-9) 4,000
	1-3:15-14 5-7:11-10	1CT:1.707CT		
DGLN1553-2 DFLN1553-2	1-3:16-13 5-7:12-9	1.4CT:1CT	1-3, 5-7 = 3.5 16-13, 12-9 = 3.0	(1-3, 5-7) 7,200
	1-3:15-14 5-7:11-10	2CT:1CT		
DGLN1553-3 DFLN1553-3	1-3:16-13 5-7:12-9	1.25CT:1CT	1-3, 5-7 = 3.2 16-13, 12-9 = 3.0	(1-3, 5-7) 4,000
	1-3:15-14 5-7:11-10	1.66CT:1CT		
DGLN1553-5* DFLN1553-5*	1-3:16-13 5-7:12-9	1CT:2.12CT	1-3, 5-7 = 1.0 16-13, 12-9 = 3.5	(16-13, 12-9) 4,000
	1-3:15-14 5-7:11-10	1CT:1.5CT		
DGLN1553-40* DFLN1553-40*	1-3:16-13 5-7:12-9	1CT:2.5CT	1-3, 5-7 = 1.0 16-13, 12-9 = 3.5	(16-13, 12-9) 4,000
	1-3:15-14 5-7:11-10	1CT:1.75CT		
DGLN1553-45* DFLN1553-45*	1-3:16-13 5-7:12-9	1CT:2.5CT	1-3, 5-7 = 1.0 16-13, 12-9 = 3.5	(16-13, 12-9) 4,000
	1-3:15-14 5-7:11-10	1CT:1.79CT		

*Designed for transceivers utilizing a single supply voltage (+5V).

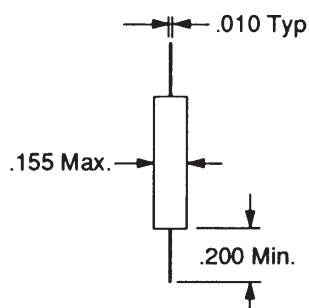
SCHEMATICS AND DIMENSIONS

Notes:

- All dimensions are in inches.
- Tolerances: .xx = +.008
- All specifications and dimensions are subject to change without notice.



DFLN1553-X



DGLN1553-X

