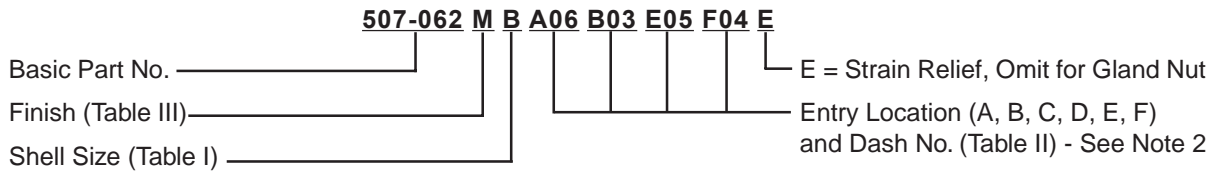


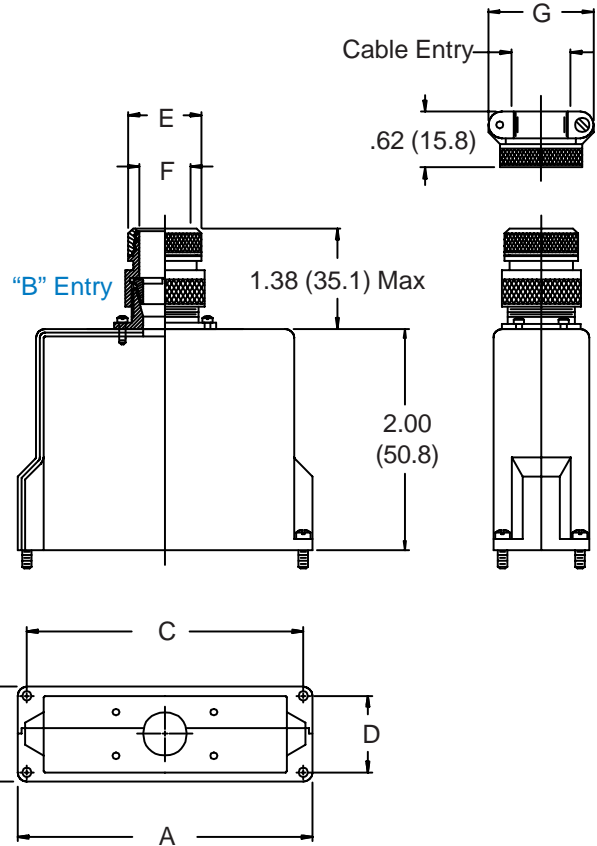
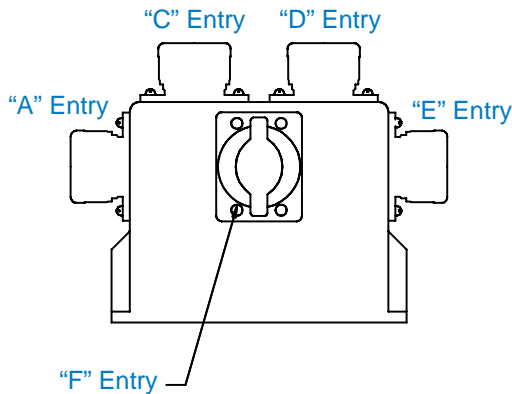
**507-062**  
**EMI/RFI Backshell**  
 With Lamp Thread Type Split Strain-Relief  
 for MIL-C-83733 Connectors



MIL-C-83733  
Backshells



1. Metric dimensions (mm) are indicated in parentheses.
2. When entry options "C" and/or "D" are selected, entry option "B" cannot be selected. When "C" and "D" are selected on shell size A, the maximum dash number available is 02.
3. Material/Finish:  
 Backshell, Adapter, Clamp,  
 Ferrule = Al Alloy/See Table III  
 Hardware = SST/Passivate



Shell Size	A Dim	B Dim	C ±.005 (.1)	D ±.005 (.1)	Max Entry
A	2.095 (53.2)	1.000 (25.4)	1.895 (48.1)	.815 (20.7)	.750 (19.1)
B	3.395 (86.2)	1.000 (25.4)	3.195 (81.2)	.815 (20.7)	.750 (19.1)

Dash No.	E Max	F Entry Max	G Max	Cable Entry	
				Min	Max
01	.510 (13.0)	.078 (2.0)	.78 (19.8)	.062 (1.6)	.125 (3.2)
02	.577 (14.7)	.203 (5.2)	.97 (24.6)	.125 (3.2)	.250 (6.4)
03	.702 (17.8)	.328 (8.3)	1.05 (26.7)	.250 (6.4)	.375 (9.5)
04	.827 (21.0)	.453 (11.5)	1.16 (29.5)	.250 (6.4)	.500 (12.7)
05	.982 (24.9)	.578 (14.7)	1.22 (31.0)	.375 (9.5)	.625 (15.9)
06	1.077 (27.4)	.703 (17.9)	1.34 (34.0)	.500 (12.7)	.750 (19.1)

Sym.	Finish
B	Cadmium Plate, Olive Drab
M	Electroless Nickel
N	Cadmium Plate, Olive Drab, Over Nickel
NF	Cadmium Plate, Olive Drab, Over Electroless Nickel (500 Hour Salt Spray)

**CONSULT FACTORY FOR OTHER AVAILABLE FINISHES**