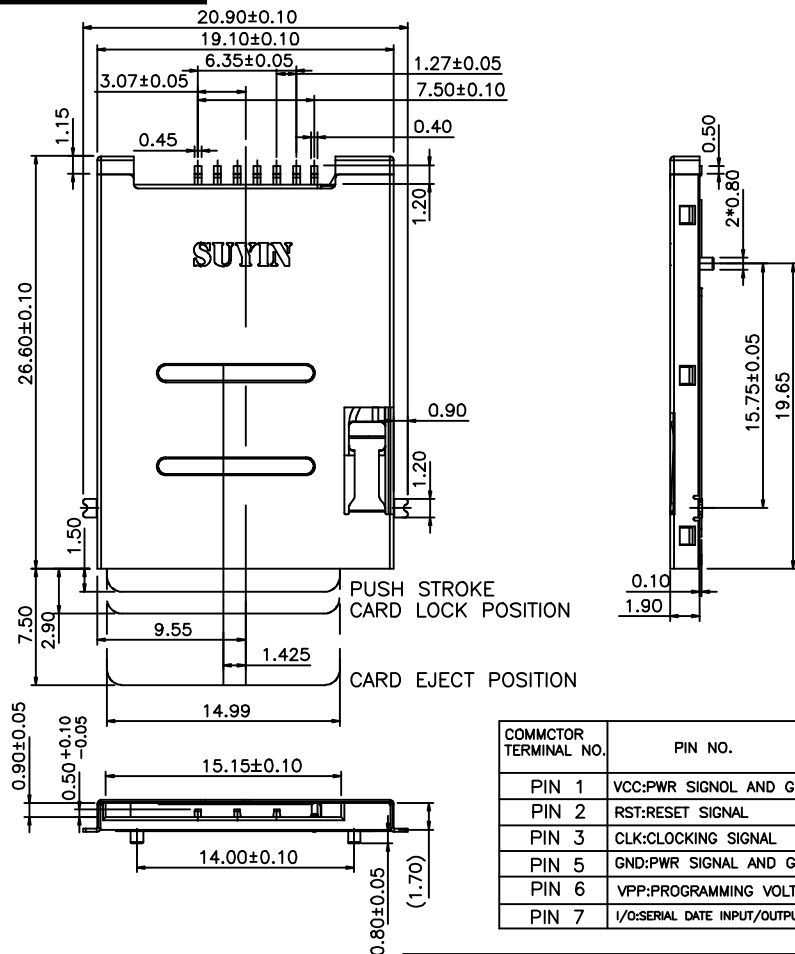




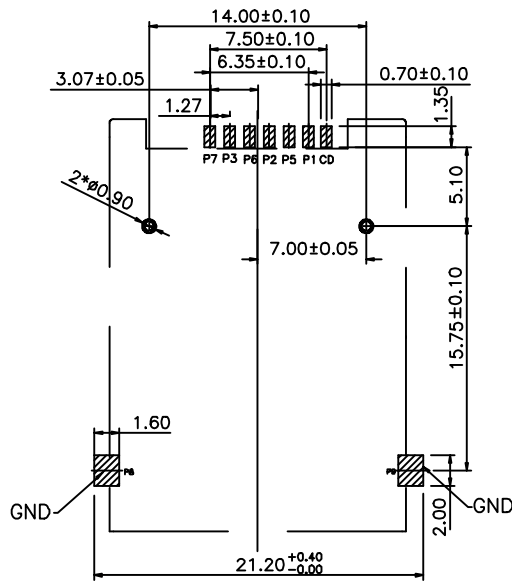
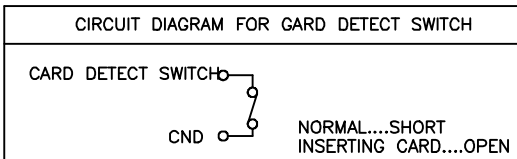
**RoHS Compliant**  
2002/95/EC  
**HSF**

Level-1 Controlled Substances are banned

# RECOMMENDED P.C.B LAYOUT (COMPONENT SIDE)



COMMCTOR TERMINAL NO.	PIN NO.
PIN 1	VCC:PWR SIGNAL AND GND
PIN 2	RST:RESET SIGNAL
PIN 3	CLK:CLOCKING SIGNAL
PIN 5	GND:PWR SIGNAL AND GND
PIN 6	VPP:PROGRAMMING VOLTAGE
PIN 7	I/O:SERIAL DATE INPUT/OUTPUT



NOTES:

254070MA007XX20ZL

A. PLATING A

- S1-05u"MIN.GOLD IN CONTACT AREA/  
100u"MIN.TIN IN SOLDER AREA.
- S2-GOLD FLASH IN CONTACT AREA/  
100u"MIN.TIN IN SOLDER AREA.
- S3-10u"MIN.GOLD IN CONTACT AREA/  
100u"MIN.TIN IN SOLDER AREA.
- S4-15u"MIN.GOLD IN CONTACT AREA/  
100u"MIN.TIN IN SOLDER AREA.
- S5-30u"MIN.GOLD IN CONTACT AREA/  
100u"MIN.TIN IN SOLDER AREA.
- S6-50u"MIN.GOLD IN CONTACT AREA/  
100u"MIN.TIN IN SOLDER AREA.

- H1-05u"MIN.GOLD IN CONTACT AREA /  
100u"MIN.TIN IN SOLDER AREA.50u"MIN.NICKEL
- H2-GOLD FLASH IN CONTACT AREA /  
100u"MIN.TIN IN SOLDER AREA.50u"MIN.NICKEL
- H3-10u"MIN.GOLD IN CONTACT AREA /  
100u"MIN.TIN IN SOLDER AREA.50u"MIN.NICKEL
- H4-15u"MIN.GOLD IN CONTACT AREA /  
100u"MIN.TIN IN SOLDER AREA.50u"MIN.NICKEL
- H5-30u"MIN.GOLD IN CONTACT AREA /  
100u"MIN.TIN IN SOLDER AREA.50u"MIN.NICKEL
- H6-50u"MIN.GOLD IN CONTACT AREA /  
100u"MIN.TIN IN SOLDER AREA.50u"MIN.NICKEL

NO.	DESCRIPTION	MATERIAL	COLOR	REMARK
3	SHELL	METAL SHELL		GALD PLATED
2	TERMINAL	COPPER ALLOY		GALD PLATED
1	HOUSING	HIGH TEMP	BLACK	UL 94V-0

**SUYIN**  
CONNECTOR

CUSTOMER COPY	TITLE: SIM CARD PUSH-PUSH CONN.			
PART NO.		254070FB007XX20ZL		
PRODUCT SPEC.		254070FB007XX20ZL		
FILE NAME.	DING	254070FB007XX20ZL-C		
SCALE	2:1	UNIT:mm	A4	SHEET: 1 of 2

ECN(DCN) NO.	REV	DATE	DESCRIPTION	CHANGE	APPRO.	GENERAL TOLERANCE UNLESS OTHERWISE NOTED
	0		NEW RELEASE	李顏慧 蔡志鴻	Angle	±2'
DCBS-080304-03	PB	08'/03/04	PB1:新增電鍍系列	冉佳龍 蔡志鴻	30 ~	±0.50
DCB-070908-19	PA	07'/09/08	PA1:0.20→0.40	李彦慧 蔡志鴻	10 ~ 30	±0.30
	PO	07'/06/28	NEW	李彦慧 蔡志鴻	~ 10	±0.15

DRAW	李顏慧	08'/06/10
DESIGN	李顏慧	08'/06/10
CHECK	張麗鳴	08'/06/10
APPRO.	蔡志鴻	08'/06/10