


.100" × .100" Preassembled Wiremount Socket

.050" Pitch Cable (Optional Plastic Strain Relief)

891 Series



- Preassembled, terminates faster than two-piece sockets
- “Sword” packaging makes easy loading of manual and semi-automatic assembly equipment
- “Bumps” prevent premature latch locking during shipment
- Optional double-sided adhesive pull tab for easy unplugging
- Double-recessed cover for cable terminating from either side eliminates need for single-recessed cover connectors

Date Modified: September 28, 1999

TS-0449-16
Sheet 1 of 2

95

Physical

Insulation

Material: Glass Filled Polyester (PBT)
Flammability: UL 94V-0
Color: Gray

Contact

Material: Phosphor Bronze (C510)
Plating
Underplate: 100 μ " [2.54 μ m] Nickel — QQ-N-290, Class 2
Wiping Area: 30 μ " [0.76 μ m] Gold — MIL-G-45204, Type II, Grade C

Wire Accommodation: 26 & 28 AWG Stranded

Marking: 3M Logo, Part Identification Number and Orientation Triangle

Electrical

Current Rating: 1 A

Insulation Resistance: $> 1 \times 10^9 \Omega$ at 500 Vdc

Withstanding Voltage: 1000 Vrms at Sea Level

Environmental

Temperature Rating: -55°C to $+105^\circ\text{C}$

UL File No.: E68080

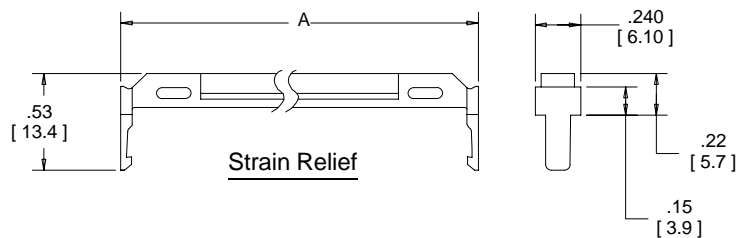
3M Interconnect Solutions Division

6801 River Place Blvd.
Austin, TX 78726-9000

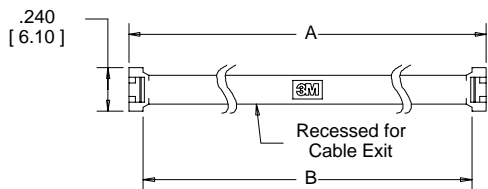
For technical, sales or ordering information call
800-225-5373

.100" × .100" Preassembled Wiremount Socket .050" Pitch Cable (Optional Plastic Strain Relief)

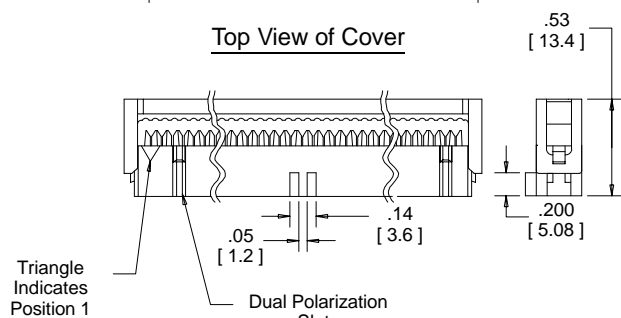
891 Series



| Contact Quantity | Dimensions | |
|------------------|---------------|---------------|
| | A | B |
| 10 | .68 [17.3] | .53 [13.5] |
| 14 | .88 [22.4] | .73 [18.5] |
| 16 | .98 [24.9] | .83 [21.1] |
| 20 | 1.18 [30.0] | 1.03 [26.2] |
| 24 | 1.38 [35.1] | 1.23 [31.2] |
| 26 | 1.48 [37.6] | 1.33 [33.8] |
| 30 | 1.68 [42.7] | 1.53 [38.9] |
| 34 | 1.88 [47.7] | 1.73 [43.9] |
| 36 | 1.98 [50.3] | 1.83 [46.5] |
| 40 | 2.18 [55.4] | 2.03 [51.6] |
| 44 | 2.38 [60.5] | 2.23 [56.4] |
| 50 | 2.68 [68.1] | 2.53 [64.1] |
| 60 | 3.18 [80.0] | 3.03 [80.0] |

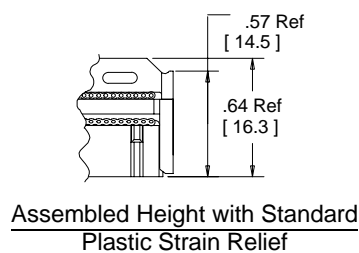


Top View of Cover

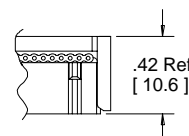


Triangle Indicates Position 1

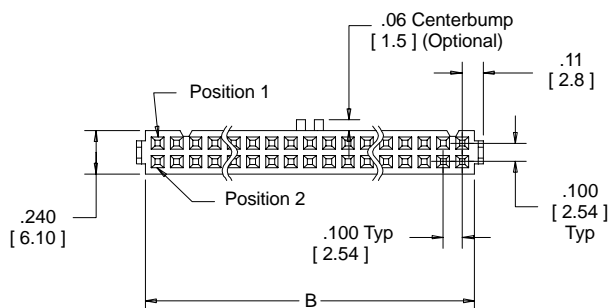
Dual Polarization Slots



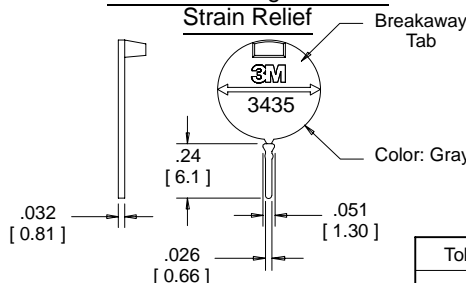
Assembled Height with Standard Plastic Strain Relief



Assembled Height Without Strain Relief



Bottom View of Body



3435-0 Keying Plug

(Optional: Order Separately)

| Tolerance Unless Noted | | |
|------------------------|-----|-------|
| | .0 | .00 |
| Inch | ±.1 | ±.01 |
| | | ±.005 |

[] Dimensions for Reference only

Note: See TS-0721 for mating post pattern.

Ordering Information

Sockets
891XX-0XXXXX

Contact Quantity:
See Table

Polarization Options:
0 = Without Centerbump
1 = With Centerbump

Strain Relief Options:
1 = Without Strain Relief

Package Style Options:
0 = Preassembled
1 = Two Piece Outside Bandolier

Plating Option:
HA = 15 μ" [0.38 μm] Gold
with 30 μ" [0.76 μm] Nickel

Strain Relief
(Order Separately)
3448-891XX

Contact Quantity:
See Table

Pull Tabs
(Order Separately)

See TS-0496.

TS-0449-16
Sheet 2 of 2