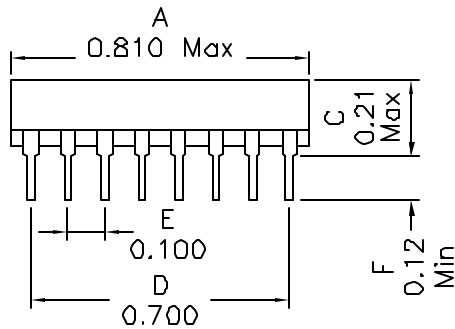
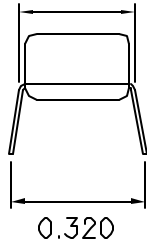


1. Mechanical Dimensions:



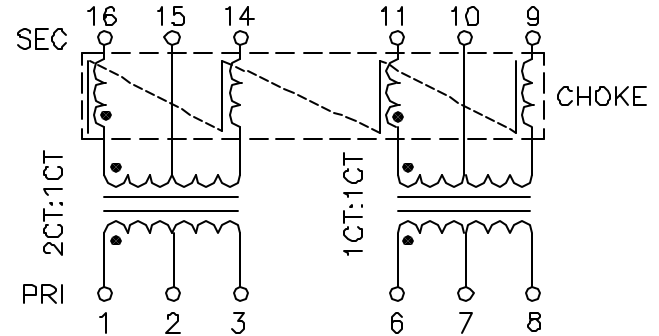
0.310±0.010



Notes:

1. Solderability: Leads shall meet MIL-STD-202G, Method 208H for solderability.
2. Flammability: UL94V-D
3. ASTM oxygen index: > 28%
4. Insulation System: Class F 155°C. UL file E151556
5. Operating Temperature Range: All listed parameters are to be within tolerance from -40°C to +85°C
6. Storage Temperature Range: -55°C to +125°C
7. Aqueous wash compatible
8. Electrical and mechanical specifications 100% tested
9. RoHS Compliant Component

2. Schematics:



3. Electrical Specifications: @25°C

Isolation: 1500Vrms, Pri-Sec

Turns Ratio: (1-2-3):(16-15-14)=2CT:1CT±2%

(6-7-8):(11-10-9)=1CT:1CT±2%

PRI OCL: 100uH ±20% @100KHz 50mV

PRI Q: tbd Min @100KHz 50mV

LL: Pins 1-3 0.40uH Max @100KHz 50mV (Short 16-14)

Pins 6-8 0.20uH Max @100KHz 50mV (Short 11-9)

PRI DCR: 0.3 ohms Max

SEC DCR: 0.8 ohms Max

Cw/w: Pri-Sec 10pF Max @100KHz 50mV

CHOKE OCL: 30uH Typ @100KHz 50mV

DOC. REV A/1

PROPRIETARY Document is the property of XFMRS Group & is not allowed to be duplicated without authorization.

XFMRS Inc www.XFMRS.com		Title: 10 BASE T Magnetics	
UNLESS OTHERWISE SPECIFIED TOLERANCES: .xxx ±0.010 Dimensions in INCH		P/N: XF10062A	REV. A
DWN.	Mei Chen	Apr-09-10	
CHK.	YK Liao	Apr-09-10	
SHT 1 OF 1	APP.	Joe Huff	Apr-09-10