

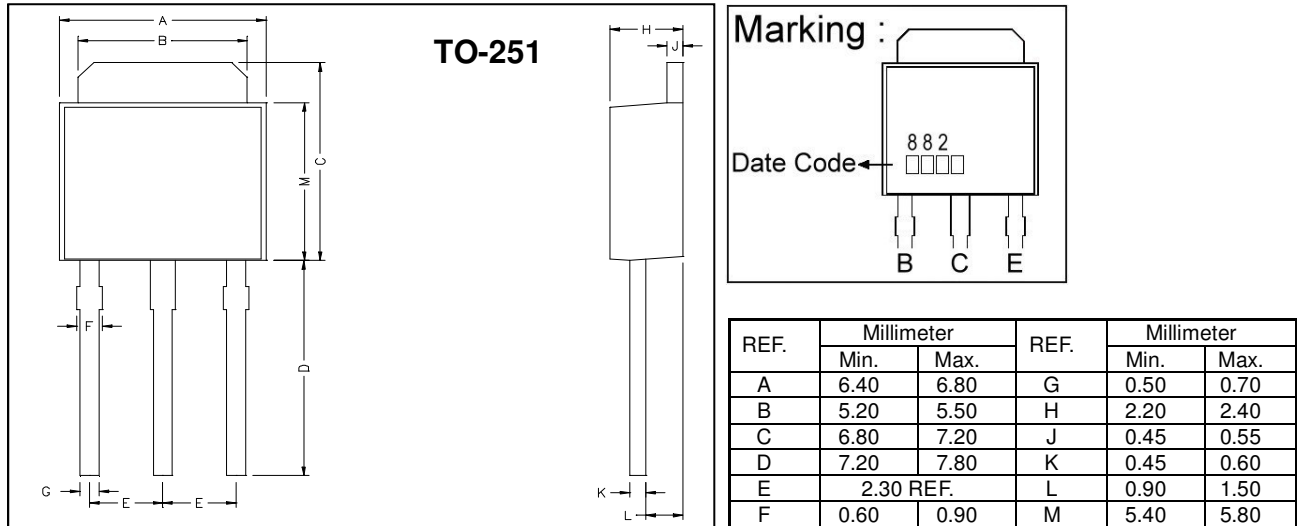
GI882

NPN EPITAXIAL PLANAR TRANSISTOR

Description

The GI882 is designed for using in output stage of 20W amplifier, voltage regulator, DC-DC converter and relay driver.

Package Dimensions



Absolute Maximum Ratings at Ta = 25°C

Parameter	Symbol	Ratings	Unit
Junction Temperature	Tj	+150	°C
Storage Temperature	Tstg	-55~+150	°C
Collector to Base Voltage	Vcbo	40	V
Collector to Emitter Voltage	Vceo	30	V
Emitter to Base Voltage	Vebo	5	V
Collector Current	Ic	3	A
Collector Current (Pulse)	Ic	7	A
Base Current	Ib	0.6	A
Total Power Dissipation(Tc=25°C)	Pd	10	W

Electrical Characteristics (Ta = 25°C)

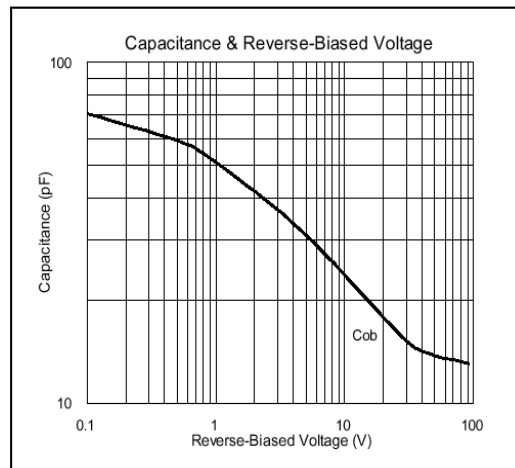
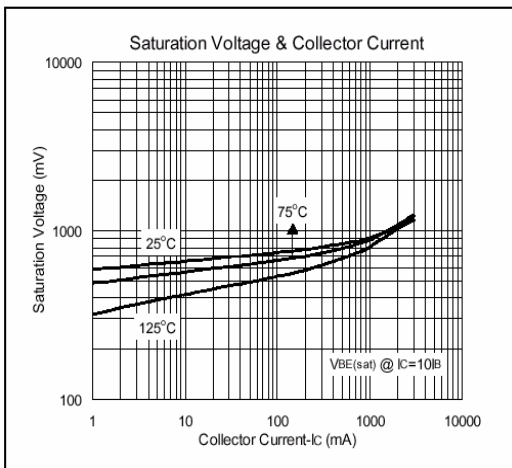
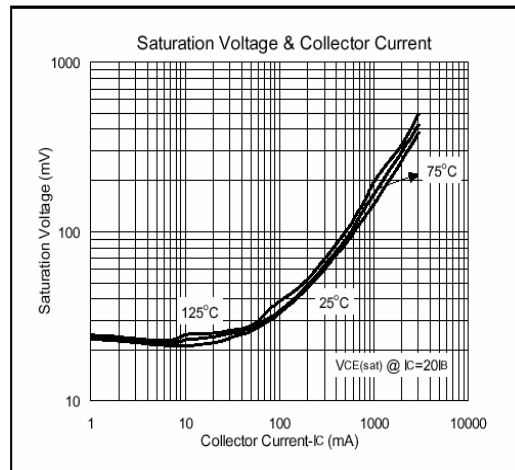
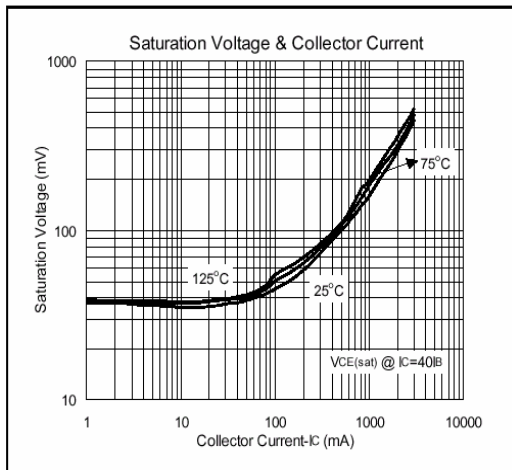
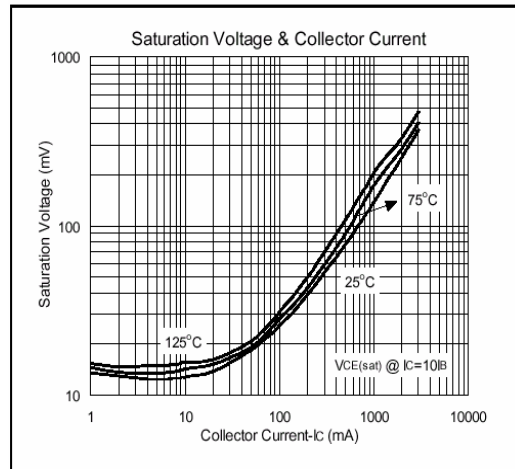
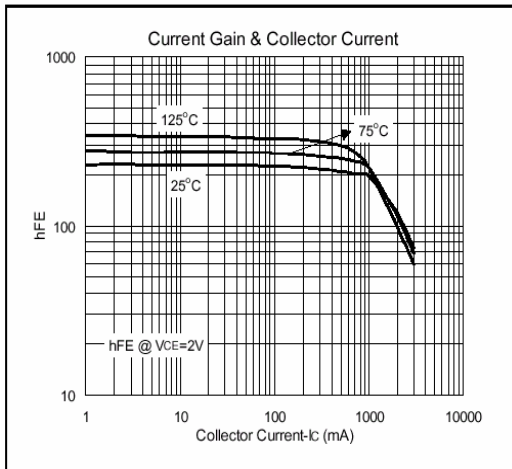
Symbol	Min.	Typ.	Max.	Unit	Test Conditions
BVcbo	40	-	-	V	Ic=100uA, IE=0
BVceo	30	-	-	V	Ic=1mA, Ib=0
BVebo	5	-	-	V	IE=10uA, Ic=0
Icbo	-	-	1	uA	Vcb=30V, IE=0
IEBO	-	-	1	uA	VEB=3V, Ic=0
*VCE(sat)	-	-	0.5	V	Ic=2A, Ib=0.2A
*VBE(sat)	-	1	2	V	Ic=2A, Ib=0.2A
*hFE1	30	-	-		VCE=2V, Ic=20mA
*hFE2	100	-	500		VCE=2V, Ic=1A
fT	-	90	-	MHz	VCE=5V, Ic=0.1A, f=100MHz
Cob	-	45	-	pF	Vcb=10V, IE=0, f=1MHz

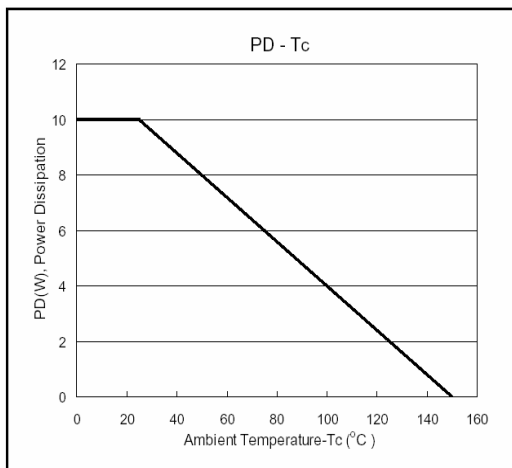
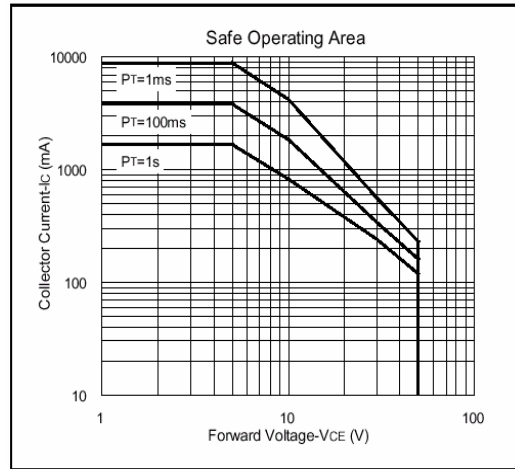
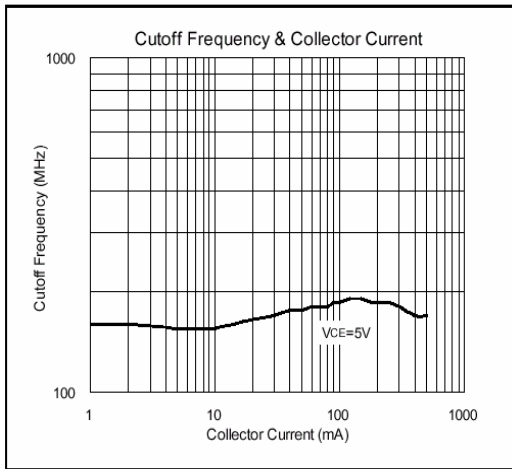
* Pulse Test: Pulse Width ≤ 380μs, Duty Cycle ≤ 2%

Classification Of hFE2

Rank	Q	P	E
Range	100 - 200	160 - 320	250 - 500

Characteristics Curve





Important Notice:

- All rights are reserved. Reproduction in whole or in part is prohibited without the prior written approval of GTM.
- GTM reserves the right to make changes to its products without notice.
- GTM semiconductor products are not warranted to be suitable for use in life-support Applications, or systems.
- GTM assumes no liability for any consequence of customer product design, infringement of patents, or application assistance.

Head Office And Factory:

- **Taiwan:** No. 17-1 Tatung Rd. Fu Kou Hsin-Chu Industrial Park, Hsin-Chu, Taiwan, R. O. C.
 TEL : 886-3-597-7061 FAX : 886-3-597-9220, 597-0785
- **China:** (201203) No.255, Jang-Jiang Tsai-Lueng RD. , Pu-Dung-Hsin District, Shang-Hai City, China
 TEL : 86-21-5895-7671 ~ 4 FAX : 86-21-38950165