

P-tec Corp. Tel:(800)688-0613
 2405 Commerce Circle Tel:(719) 589 3122
 Alamosa Co. 81101 Fax:(719) 589 3592
 www.p-tec.net sales@p-tec.net



PL00240 Series SMD LED Right Angle 0803 Package

Features

- *Oval Lens Side View Package 3.0 x 2.0 x 1.0mm
- *GaAsP Hi-Eff Red Chip used
- *Low Current Requirements
- *High Light Output
- *Compatible with IR Solder-Process
- *Industry Standard Footprint
- *2000 or 1000 pcs per Reel
- *RoHS Compliant

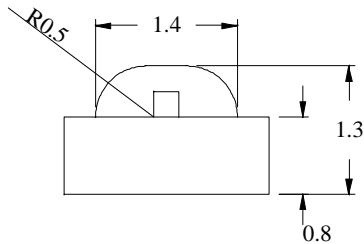
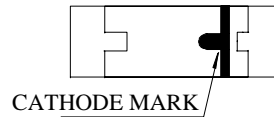
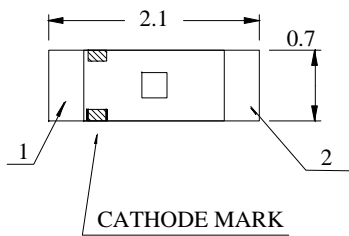
Absolute Maximum Ratings at $T_A = 25^\circ\text{C}$

Power Dissipation	75mW
Reverse Voltage (<100 μ A)	5.0V
Max Forward Current	30mA
Peak Forward Current(1/10 Duty Cycle, 0.1ms Pulse Width)	100mA
Operating Temperature Range	-40 $^\circ\text{C}$ to +85 $^\circ\text{C}$
Storage Temperature Range	-40 $^\circ\text{C}$ to +85 $^\circ\text{C}$
Reflow Soldering Temperature.....	260 $^\circ\text{C}$ for 10 seconds

Electrical & Optical Characteristics at $T_A = 25^\circ\text{C}$

Part Number	Emitting Color	Chip Material	Peak Wave Length	Dominant Wave Length	Viewing Angle 2 θ 1/2	Forward Voltage @20mA (V)		Luminous Intensity @20mA (mcd)	
						Typ	Max	Min	Typ
Water Clear Lens			nm	nm	Deg	Typ	Max	Min	Typ
PL00240-WCR12	Orange-Red	GaAsP	630	620	120 $^\circ$	2.0	2.5	5.0	14.0

Package Dimensions are in **Millimeters**. Tolerance is $\pm 0.25\text{mm}$ unless otherwise specified.



Recommended Soldering Pad Layout

