

PLEASE CHECK WWW.MOLEX.COM FOR LATEST PART INFORMATION

Part Number: [0736441206](#)
Status: **Active**
Overview: [hdm](#)
Description: 2.00mm (.079") Pitch HDM® Board-to-Board Backplane Header, Vertical, SMC, Press-Fit, Guide Post Location B, Polarizing Key Position D, 144 Circuits

Documents:

[Drawing \(PDF\)](#) [RoHS Certificate of Compliance \(PDF\)](#)

Agency Certification

CSA LR19980
 UL E29179

General

Product Family Backplane Connectors
 Series [73644](#)
 Application Backplane
 Comments Standard Press-Fit
 Component Type PCB Header
 Overview [hdm](#)
 Product Name HDM®
 Style N/A

Physical

Circuits (Loaded) 144
 Circuits (maximum) 144
 Color - Resin Black, Natural
 Durability (mating cycles max) 250
 First Mate / Last Break No
 Flammability 94V-0
 Guide to Mating Part Yes
 Keying to Mating Part Yes
 Material - Metal Phosphor Bronze, Stainless Steel
 Material - Plating Mating Gold
 Material - Plating Termination Gold
 Material - Resin High Temperature Thermoplastic
 Number of Columns 24
 Number of Pairs Open Pin Field
 Number of Rows 6
 Orientation Vertical
 PC Tail Length (in) 0.138 In
 PC Tail Length (mm) 3.50 mm
 PCB Locator No
 PCB Retention Yes
 PCB Thickness Recommended (in) 0.098 In
 PCB Thickness Recommended (mm) 2.50 mm
 Packaging Type Tube
 Pitch - Mating Interface (in) 0.079 In
 Pitch - Mating Interface (mm) 2.00 mm
 Pitch - Term. Interface (in) 0.079 In
 Pitch - Term. Interface (mm) 2.00 mm
 Plating min: Mating (µin) 30
 Plating min: Mating (µm) 0.75
 Plating min: Termination (µin) 2
 Plating min: Termination (µm) 0.05
 Polarized to PCB No

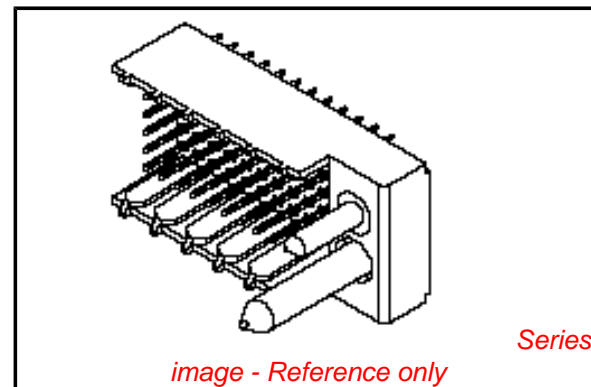


image - Reference only

EU RoHS **China RoHS**

Compliance Status

Not Reviewed

REACH SVHC

Not Reviewed

Halogen-Free

Status

Not Reviewed

Need more information on product environmental compliance?

Email productcompliance@molex.com
 For a multiple part number RoHS Certificate of Compliance, [click here](#)

Please visit the [Contact Us](#) section for any non-product compliance questions.

Search Parts in this Series

[73644Series](#)

Mates With

[73632](#) HDM PLUS® Board-to-Board Daughtercard Receptacle. [73780](#) HDM® Board-to-Board Daughtercard Receptacle

Application Tooling | FAQ

Tooling specifications and manuals are found by selecting the products below. Crimp Height Specifications are then contained in the Application Tooling Specification document.

Global

Description	Product #
Flat Rock Tooling for Pneumatic Press	0622013700
HDM® Backplane Insertion Signal Contact Tool	0621001400
HDM® Backplane Insertion Head for 144 Positions	0622005703

Stackable	No
Surface Mount Compatible (SMC)	Yes
Temperature Range - Operating	-55°C to +105°C
Termination Interface: Style	Through Hole - Compliant Pin

Extraction Tool	0621001000
-----------------	------------

Electrical

Current - Maximum per Contact	1A
Data Rate	1.0 Gbps
Real Signals (per 25mm)	75
Shielded	No
Voltage - Maximum	250V AC

Material Info

Reference - Drawing Numbers

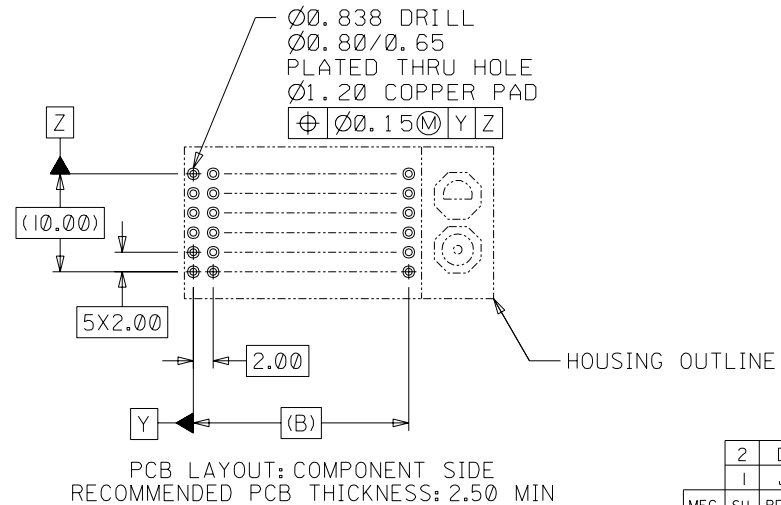
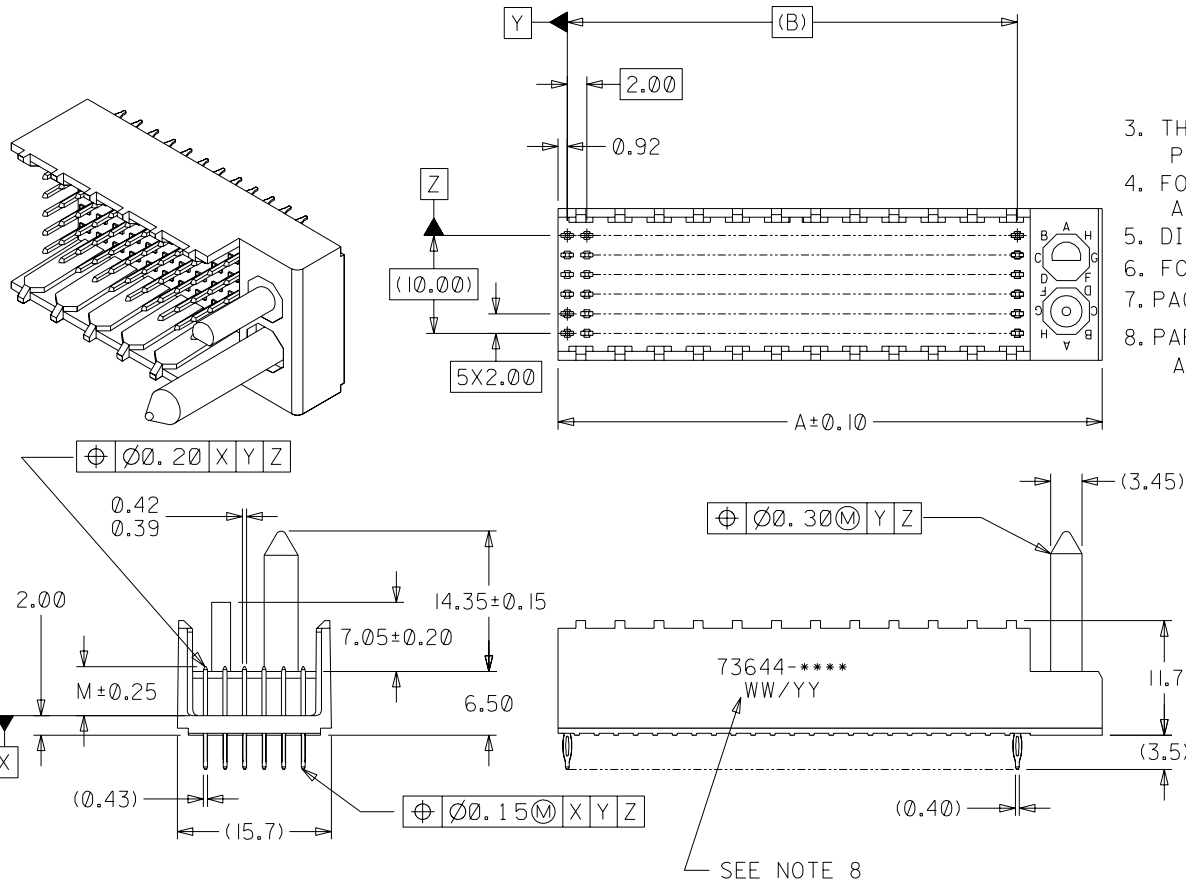
Packaging Specification	PK-70873-0818
Sales Drawing	SDA-73644-****

HDM and High Density Metric are trademarks of Amphenol Corporation

This document was generated on 05/14/2010

PLEASE CHECK WWW.MOLEX.COM FOR LATEST PART INFORMATION

- NOTES:**
- MATERIALS: HOUSING - LIQUID CRYSTAL POLYMER (LCP), GLASS-FILLED, UL94V-0, COLOR: BLACK, TERMINAL - PHOSPHOR BRONZE.
 - FINISHES: SELECTIVE GOLD (Au) IN CONTACT AREA, 0.00076mm MINIMUM THICKNESS; NICKEL (Ni) AND GOLD FLASH OVERALL SELECTIVE GOLD (Au) IN CONTACT AREA, 0.00076mm MIN. THICKNESS; SELECTIVE TIN/LEAD (Sb/Pb) IN TAIL AREA; NICKEL (Ni) OVERALL.
 - THIS PART CONFORMS TO MOLEX PRODUCT SPECIFICATION PS-73670-9999.
 - FOR MIXED CONTACT MATING LENGTHS, CONSULT FACTORY FOR AVAILABILITY.
 - DIMENSIONS ARE IN MILLIMETERS.
 - FOR SPECIFIC MATERIAL NUMBERS, REFER TO SHEET 2.
 - PACKAGE PER PK-70873-0818.
 - PARTS MARKED WITH PART NUMBER AND DATE CODE, ON EITHER SIDE, APPROXIMATELY WHERE SHOWN.



2	D
1	J
MFG. SH.	REV.

▽ = 0 ▼ = 0 REVISE ONLY ON CAD SYSTEM

DIMENSIONS SHOWN (METRIC) INCH	
UNLESS OTHERWISE SPECIFIED TOLERANCES: ANGULAR ± 1/2°	
INCH	METRIC
3 PLACE ± N/A	---
2 PLACE ± N/A	± 0.05
1 PLACE ---	± 0.10

DRAFT WHERE APPLICABLE MUST REMAIN WITHIN DIMENSIONS

DRWG. BY: JRR	CHK'D. BY: SMR
APP'D. BY: CAB	SCALE: 2 : 1

TITLE: SALES ASSY, HDM BACKPLANE MODULE, POLAR/GUIDE OPTION

MOLEX INCORPORATED LISLE, ILL. 60532	SHEET NO. 1 OF 2	DATE 96/12/18
---	------------------	---------------

PART NO. SEE CHART SDA-73644-****

FILE NAME: S73644X1 DGN	DIV. DA	SIZE B
-------------------------	---------	--------

I	REVISED ECR UDT2000-0348 BINGHAM 99/10/12	G	REVISED ECR UDT1999-0476 BINGHAM 98/12/21
H	REVISED ECR UDT1999-0662 BINGHAM 99/05/18	J	REVISED ECR UCP2003-2260 THOMAS 03/04/25
LTR.	REVISIONS	LTR.	REVISIONS

MATERIAL NUMBER	NUMBER OF SIGNAL CONTACTS	PLATING	DIM "A"	DIM "B"	DIM "M"
73644-00**	72	SELECTIVE GOLD/GOLD FLASH	31.60	22.00	5.00
73644-01**	72	SELECTIVE GOLD/GOLD FLASH	31.60	22.00	5.50
73644-02**	72	SELECTIVE GOLD/GOLD FLASH	31.60	22.00	6.00
73644-10**	144	SELECTIVE GOLD/GOLD FLASH	55.60	46.00	5.00
73644-11**	144	SELECTIVE GOLD/GOLD FLASH	55.60	46.00	5.50
73644-12**	144	SELECTIVE GOLD/GOLD FLASH	55.60	46.00	6.00
73644-20**	72	SELECTIVE GOLD/SELECTIVE TIN-LEAD	31.60	22.00	5.00
73644-21**	72	SELECTIVE GOLD/SELECTIVE TIN-LEAD	31.60	22.00	5.50
73644-22**	72	SELECTIVE GOLD/SELECTIVE TIN-LEAD	31.60	22.00	6.00
73644-30**	144	SELECTIVE GOLD/SELECTIVE TIN-LEAD	55.60	46.00	5.00
73644-31**	144	SELECTIVE GOLD/SELECTIVE TIN-LEAD	55.60	46.00	5.50
73644-32**	144	SELECTIVE GOLD/SELECTIVE TIN-LEAD	55.60	46.00	6.00

MATERIAL NUMBER ASSIGNMENT

73644- * * * *

0 = 72-CIRCUIT, GOLD/GOLD FLASH
 1 = 144-CIRCUIT, GOLD/GOLD FLASH
 2 = 72-CIRCUIT, GOLD/TIN-LEAD
 3 = 144-CIRCUIT, GOLD/TIN-LEAD

0 = 5.00 MATING LENGTH
 1 = 5.50 MATING LENGTH
 2 = 6.00 MATING LENGTH

NUMBER	GUIDE POST LOCATION	POLAR KEY POSITION
00	B	
01	A	A
02	B	
03	A	B
04	B	C
05	A	
06	B	D
07	A	
08	B	E
09	A	
10	B	F
11	A	
12	B	G
13	A	
14	B	H
15	A	
16	B	
17	A	N/A
18	N/A	



REF. MATERIAL NUMBER 73644-0009
 GUIDE PIN IS IN LOCATION A
 POLARIZING KEY IS IN LOCATION B, POSITION E

REF. MATERIAL NUMBER 73644-0008
 GUIDE PIN IS IN LOCATION B
 POLARIZING KEY IS IN LOCATION A, POSITION E

DIMENSIONS SHOWN (METRIC) INCH
 UNLESS OTHERWISE SPECIFIED TOLERANCES: ANGULAR = 1/2°

	INCH	METRIC
3 PLACE	± N/A	---
2 PLACE	± N/A	± N/A
1 PLACE	---	± N/A

 DRAFT WHERE APPLICABLE MUST REMAIN WITHIN DIMENSIONS

REVISION SYMBOLS: ▽ = 0, ▼ = 0
 REVISE ONLY ON CAD SYSTEM

TITLE: SALES ASSY, HDM BACKPLANE MODULE, POLAR/GUIDE OPTION

MOLEX INCORPORATED
 LISLE, ILL. 60532 U.S.A.

SHEET NO. 2 DATE 96/12/18

PART NO. SDA-73644-****

FILE NAME: S73644X2.DGN
 THIS DRAWING CONTAINS INFORMATION THAT IS PROPRIETARY TO MOLEX INC. AND SHOULD NOT BE USED WITHOUT WRITTEN PERMISSION.

DIV. DA SIZE B

DRWG. BY	CHK'D. BY	APP'D. BY	SCALE
JRR	SMR	CAB	---
LTR.	REVISIONS	LTR.	REVISIONS