

Subminiature Fuse, 10 x 10 mm, 125 VAC, 125 VDC



UL 248-14 · 125 VAC · 125 VDC · Quick-Acting F

**Description**

- Low Breaking Capacity

**Standards**- UL 248-14  
- CSA C22.2 no. 248.14**Approvals**

- UL File Number: E42088


**References**

General Product Information


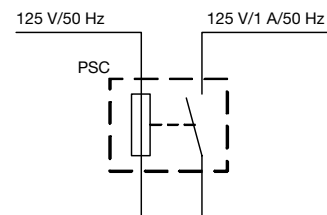
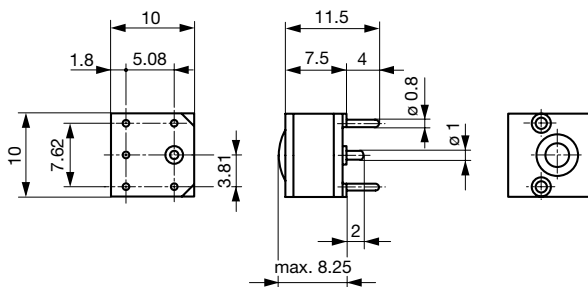
Time-Current Curves see last page

Corresponding Fuseholder 231651

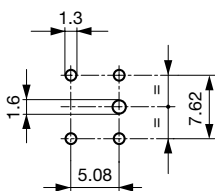
**Weblinks**Approvals: [www.schurter.com/approvals](http://www.schurter.com/approvals)RoHS: <http://www.schurter.com/rohs>CHINA-RoHS: [www.schurter.com/china-rohs](http://www.schurter.com/china-rohs)Webstore: [www.schurterinc.com/estore/search.ihtml](http://www.schurterinc.com/estore/search.ihtml)**Technical Data**

Rated Voltage	125 VAC, 125 VDC
Rated Current	1 - 5 A
Breaking Capacity	50 A
Characteristic	Quick-Acting F
Mounting	PCB, Through hole mounting
Admissible Ambient Air Temp.	-55 °C to 125 °C
Climatic Category	55/125/56 acc. to IEC 60068-1
Unit Weight	2 g
Storage Conditions	0 °C to 60 °C, max. 70% r.h.
Product Marking	 Type, Current Rating, Circuits

Soldering Methods	Iron, Iron
Solderability	235 °C / 2 sec acc. to IEC 60068-2-20, Test Ta, method 1
Resistance to Soldering Heat	260 °C / 5 sec acc. to IEC 60068-2-20, Test Tb, method 1A

**Dimensions**Length  10 mm

The PSC has a colour indication which facilitates a rapid localisation of the fault




### Pre-Arcing Time

Rated Current In 1.5 x In min. 3.0 x In max.

1 A - 5 A	60 min	1 s
-----------	--------	-----

### Variants

[Webstore](#)

Order Number	Rated Current [A]	Rated Voltage [VAC]	Rated Voltage [VDC]	Breaking Capacity	Voltage Drop 1.0 In typ. [mV]	
7100.0160.xx	1	125	125	1)	100	●
7100.0170.xx	2	125	125	1)	80	●
7100.0180.xx	3	125	125	1)	70	●
7100.0190.xx	4	125	125	1)	70	●
7100.0200.xx	5	125	125	1)	70	●

1) 50 A @ 125 VAC/DC

**Packaging Unit** .xx = .71 Magazine (10 pcs.)

### Time-Current Curves

