



Cert. Plate Number: Q14561

Certificate Number: E17276

MR2500L - MR2512L

AUTOMOTIVE RECTIFIER DIODES

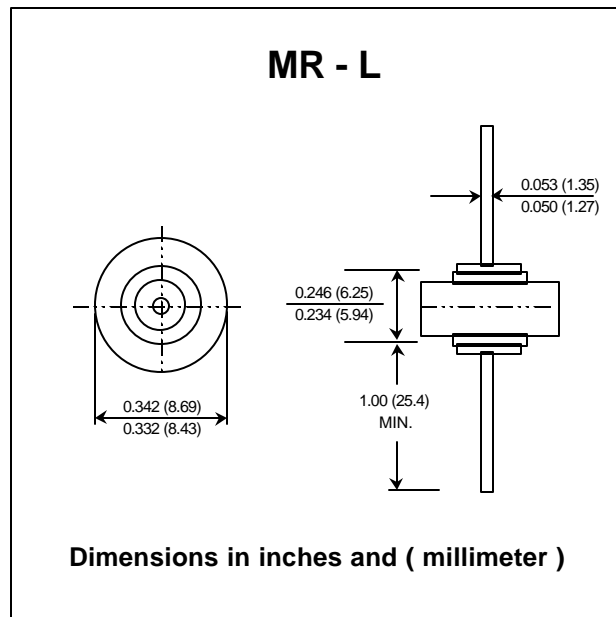
PRV : 50 - 1200 Volts
Io : 25 Amperes

FEATURES :

- * High current capability
- * High surge current capability
- * High reliability
- * Low reverse current
- * Low forward voltage drop

MECHANICAL DATA :

- * Case : Molded plastic
- * Epoxy : UL94V-O rate flame retardant
- * Lead : Axial lead solderable per MIL-STD-202, Method 208 guaranteed
- * Polarity : Cathode polarity band
- * Mounting position : Any
- * Weight : 2.69 grams



DataSheet4U.com

DataShee

MAXIMUM RATINGS AND ELECTRICAL CHARACTERISTICS

Rating at 25 °C ambient temperature unless otherwise specified.

Single phase, half wave, 60 Hz, resistive or inductive load.

For capacitive load, derate current by 20%.

RATING	SYMBOL	MR	MR	MR	MR	MR	MR	MR	MR	MR	UNIT
		2500L	2501L	2502L	2504L	2506L	2508L	2510L	2512L		
Maximum Repetitive Peak Reverse Voltage	V_{RRM}	50	100	200	400	600	800	1000	1200	1200	Volts
Maximum RMS Voltage	V_{RMS}	35	70	140	280	420	560	700	840	840	Volts
Maximum DC Blocking Voltage	V_{DC}	50	100	200	400	600	800	1000	1200	1200	Volts
Average Rectified Forward Current $T_c = 150^\circ\text{C}$	$I_{F(AV)}$	25									Amps.
Peak Forward Surge Current Single half sine wave superimposed on rated load (JEDEC Method)	I_{FSM}	400									Amps.
Maximum Forward Voltage at $I_F = 25$ Amps.	V_F	1.0									Volts
Maximum DC Reverse Current $T_a = 25^\circ\text{C}$ at rated DC Blocking Voltage $T_a = 100^\circ\text{C}$	I_R	5.0									μA
	$I_{R(H)}$	1.0									mA
Thermal Resistance (Note 1)	$R_{\theta JC}$	0.8									$^\circ\text{C/W}$
Junction Temperature Range	T_J	- 65 to + 175									$^\circ\text{C}$
Storage Temperature Range	T_{STG}	- 65 to + 175									$^\circ\text{C}$

Note : (1) Thermal resistance from junction to case. Single side cooled.

UPDATE : MARCH 13, 2000



Cert. Ref. Number: Q18561



Certificate Number: 217276

RATING AND CHARACTERISTIC CURVES (MR2500L - MR2512L)

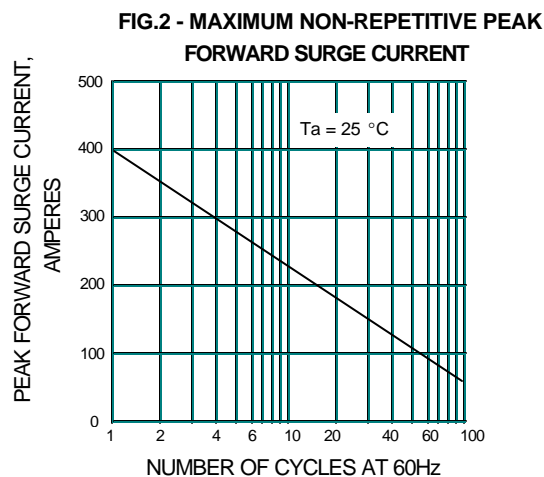
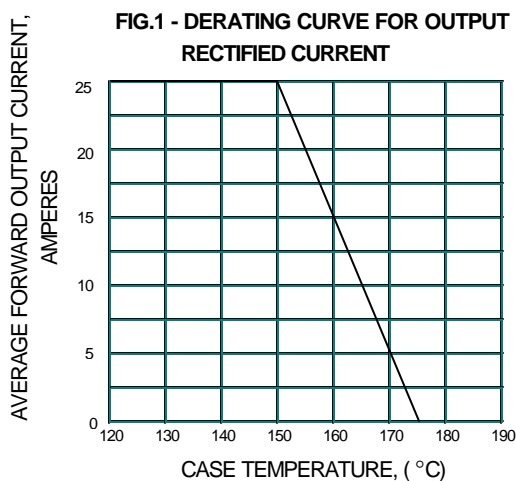


FIG.3 - TYPICAL FORWARD CHARACTERISTICS

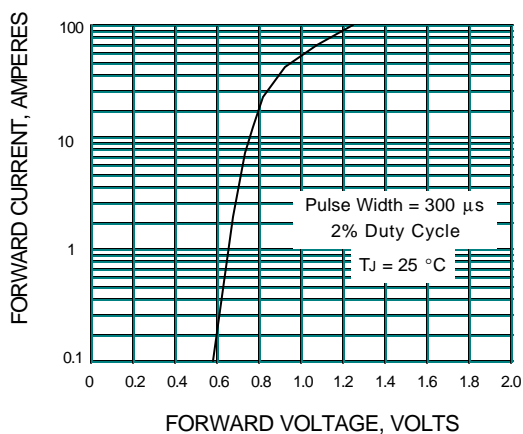
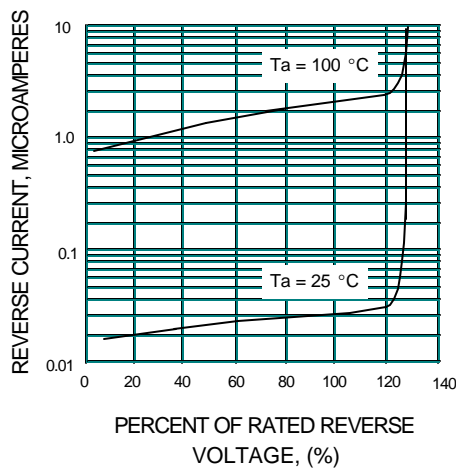


FIG.4 - TYPICAL REVERSE CHARACTERISTICS



DataSheet4U.com

et4U.com