

H3CT-A/H3CT-B/H3CT-C**STON**
DIN SIZE 48×48mm
MULTI-FUNCTION
MULTI-RANGE TIMER
歐洲規格尺寸
48×48mm
限時繼電器


H3CT-A

H3CT-A +Y48

- CE Approved .
- STON or P&B RELAY inside.
- MOTOROLA IC inside.
- You can order multi-voltage AC/DC24~240V .
- 德國 CE 認證。
- 內部採用美國第一品牌 P&B 繼電器。
- 使用美國 MOTOROLA IC 。
- 四段切換時間，一瞬時一限時或兩限時可切換。
- 具有全電壓 AC/DC 24~240V 規格。

ORDERING INFORMATION 訂購說明

Ex **H3CT** **B** **AD2420**

Timer Type 型式	Time range 時間範圍		Operating voltage 電壓範圍	
A : H3CT-A B : H3CT-B C : H3CT-C	A	1S/10S/ 1M/10M	C	1M/10M/ 1H/10H
	B	3S/30S/ 3M/30M		
				D12 : DC12V D24 : DC24V A110 : AC110V A220 : AC220V A240 : AC240V A380 : AC380V A415 : AC415V A440 : AC440V AD2420 : AC/DC24~240V

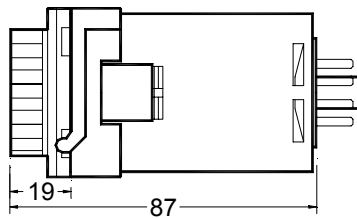
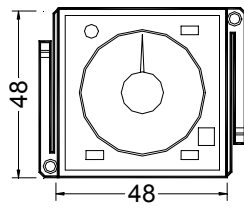
SPECIFICATIONS & CHARACTERISTICS 規格 & 特性

Type 型式	H3CT-A/H3CT-B/H3CT-C	
Rate operation voltage 額定電壓	DC: 12V 24V AC: 110V 220V 240V 380V 415V 440V AD/DC: AC/DC 24~240V	
Operating voltage range 電壓使用範圍	DC: 85%~110% AC: 80%~110%	
Rated frequency 額定頻率	AC: 50~60Hz	
Rated power consumption 額定功率消耗	About: 2VA	
Rated control capacity 輸出容量	DC: 5A 28VDC AC: 5A 250VAC P.F.=1	
Setting accuracy 設定誤差	± 10%	
Reset time 復歸時間	Less than 0.1S	
Life 壽命	Mechanical 機械	5000000
	Electrical 電氣	100000
Output arrangement 輸出方式	Time out 2 form C / Time out 1 form C & Instantaneous 1 form C	
Max. temperature rise 最大溫升	55 deg.	
Ambient temperature 周圍溫度	-10°C to +65°C 但不結冰結露 But no ice	
Ambient humidity 周圍溼度	Max. 85% RH	
Weight 重量	About 135g	

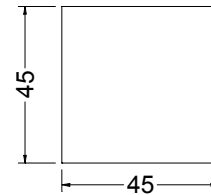
H3CT-A/H3CT-B/H3CT-C

◦ DIMENSIONS 規格尺寸

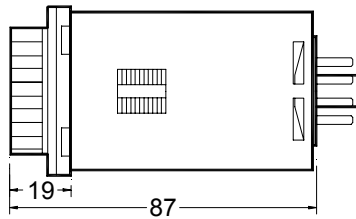
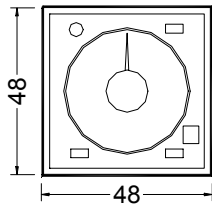
H3CT-□ + Y-48 Adapter



INSERT HOLE

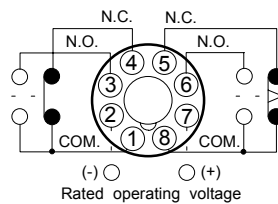


H3CT-□

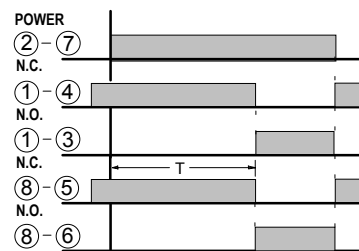
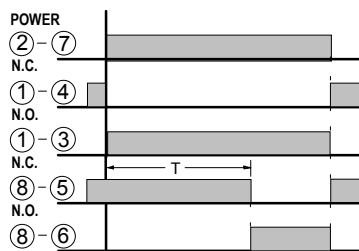
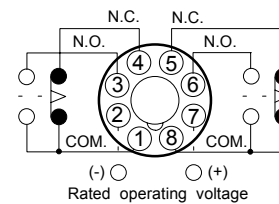


◦ OPERATION 操作方式

H3CT-□ MODE A



MODE B



COM. : Common terminal
 N.C. : Normally closed contact
 N.O. : Normally open contact
 ●▲● : Timed out contact
 ○○ : Instantaneous contact

- NOTE:
- Set time should be greater than min. operation time.
 - Once power is cut off or timing operation is completed, power off time is needed to start the operation again.
 - Do not change the set time during operation.
 - When changing set time, cut off power and set the time.