

PLEASE CHECK WWW.MOLEX.COM FOR LATEST PART INFORMATION

Part Number: [0022023153](#)
Status: **Active**
Overview:
Description: 2.54mm (.100") Vertical, Non-ZIF, Low Profile Receptacle, 15 Circuits

Agency Certification

UL E29179

General

Product Family FFC/FPC Connectors
 Series 5229
 Overview ffc_fpc_throughhole
 Product Name N/A

Physical

Circuits (Loaded) 15
 Contact Position N/A
 Entry Angle Vertical
 Flammability 94V-0
 Mated Height (in) 0.256 In
 Mated Height (mm) 6.50 mm
 Number of Rows 1
 Orientation Vertical
 PC Tail Length (in) 0.142 In
 PC Tail Length (mm) 3.60 mm
 PCB Retention None
 Packaging Type Tray
 Pitch - Mating Interface (in) 0.100 In
 Pitch - Mating Interface (mm) 2.54 mm
 Polarized to PCB No
 Stackable No
 Surface Mount Compatible (SMC) No
 Temperature Range - Operating -40°C to +105°C
 Termination Interface: Style Through Hole
 Wire/Cable Type FFC/FPC

Electrical

Current - Maximum per Contact 0.5A, 1A
 Voltage - Maximum 200V

Material Info

Old Part Number 5229-15CPB

Reference - Drawing Numbers

Packaging Specification SPK-5229-001
 Product Specification PS-5229-001, PS-5229-002, PS-5229-005,
 PS-5229-006, PS-5229-007
 Sales Drawing SD-5229-NCPB

EU RoHS
ELV and RoHS
Compliant
REACH SVHC
Contains SVHC: No
Halogen-Free
Status
Not Reviewed

China RoHS

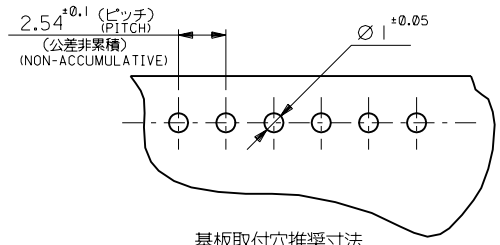
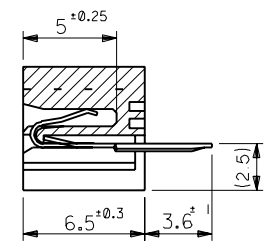
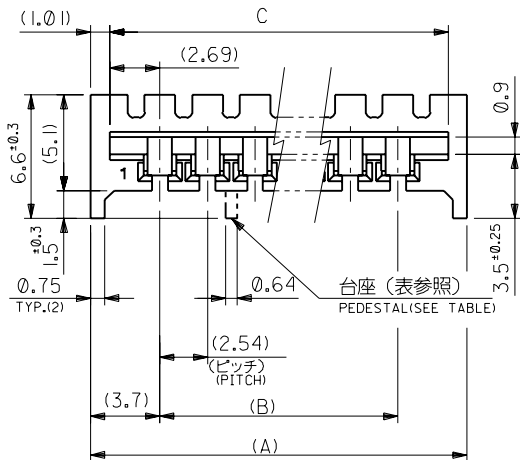


Need more information on product environmental compliance?

Email productcompliance@molex.com
 For a multiple part number RoHS Certificate of Compliance, [click here](#)

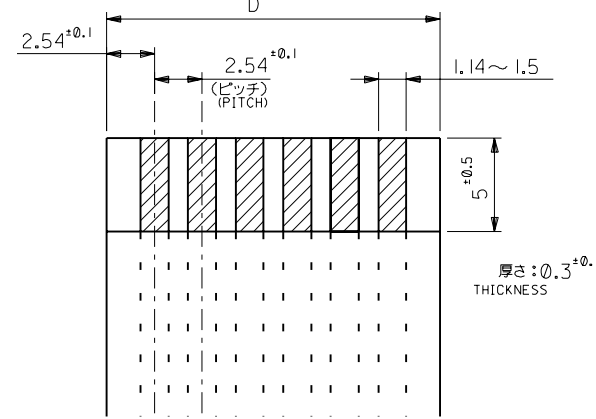
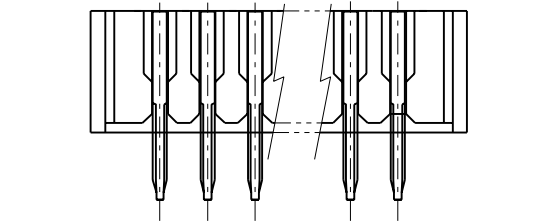
Please visit the [Contact Us](#) section for any non-product compliance questions.

Search Parts in this Series
[5229Series](#)



基板取付穴推奨寸法
RECOMMENDED PC BOARD HOLE DIMENSION

9&10, 18&19	71.12	71.42	66.04	73.44	22-02 - 3273	5229 - 27CPB	27
8&9, 18&19	68.58	68.88	63.5	70.9	- 3263	- 26CPB	26
8&9, 17&18	66.04	66.34	60.96	68.36	- 3253	- 25CPB	25
8&9, 16&17	63.5	63.8	58.42	65.82	- 3243	- 24CPB	24
8&9, 15&16	60.96	61.26	55.88	63.28	- 3233	- 23CPB	23
7&8, 15&16	58.42	58.72	53.34	60.74	- 3223	- 22CPB	22
7&8, 14&15	55.88	56.18	50.8	58.2	- 3213	- 21CPB	21
10&11	53.34	53.64	48.26	55.66	- 3203	- 20CPB	20
9&10	50.8	51.1	45.72	53.12	- 3193	- 19CPB	19
9&10	48.26	48.56	43.18	50.58	- 3183	- 18CPB	18
8&9	45.72	46.02	40.64	48.04	- 3173	- 17CPB	17
8&9	43.18	43.48	38.1	45.5	- 3163	- 16CPB	16
7&8	40.64	40.94	35.56	42.96	- 3153	- 15CPB	15
7&8	38.1	38.4	33.02	40.42	- 3143	- 14CPB	14
6&7	35.56	35.86	30.48	37.88	- 3133	- 13CPB	13
6&7	33.02	33.32	27.94	35.34	- 3123	- 12CPB	12
5&6	30.48	30.78	25.4	32.8	- 3113	- 11CPB	11
—	27.94	28.24	22.86	30.26	- 3103	- 10CPB	10
—	25.4	25.7	20.32	27.72	- 3093	- 09CPB	9
—	22.86	23.16	17.78	25.18	- 3083	- 08CPB	8
—	20.32	20.62	15.24	22.64	- 3073	- 07CPB	7
—	17.78	18.08	12.7	20.1	- 3063	- 06CPB	6
—	15.24	15.54	10.16	17.56	- 3053	- 05CPB	5
—	12.7	13	7.62	15.02	- 3043	- 04CPB	4
—	10.16	10.46	5.08	12.48	22-02 - 3033	5229 - 03CPB	3
PEDESTAL LOCATION (BETWEEN THE CKTS)	D	C	B	A	EDP.NO.	ENG.NO.	NO. OF CKTS.



適合FFC推奨寸法
APPLICABLE FFC RECOMMENDED DIMENSION

角度 ANGLE	±3°					
30以上 OVER	±0.3					
10以上 30未満 UNDER	±0.25	H	REVISED (JC2001-0774)	N.Y. S.K.	01/03/14	
10未満 UNDER	±0.2	G	REDRAWN (JC70323)	M.H. M.F.	06/05/23	
一般公差 GENERAL TOLERANCES	記号 LTR	変更内容 REVISION RECORD	DR. CHK.	日付 DATE	尺度 SCALE	4 : 1

材料 MATERIAL
ハウジング: ポリエステル樹脂 (94V-0)
TERMINAL: PHOSPHOR BRONZE, PRE-TINNED PLATING
仕上げ FINISH — —
適用電線範囲 WIRE RANGE — —
被覆外径 INS. RANGE — —

molex MOLEX-JAPAN CO.,LTD.
日本モレックス株式会社
REVISE ONLY ON CAD SYSTEM
TITLE 名称
F.F.C. CONN.
RECEPTACLE HSG ASS'Y
DWG. NO. SD-5229-NCPB
REV H