

TOSHIBA InGaAlP LED

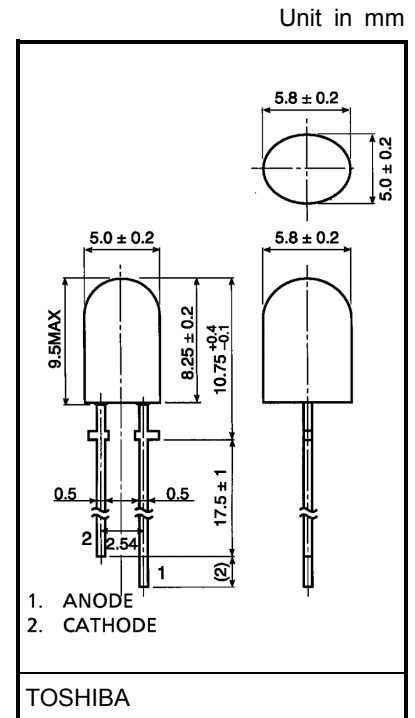
## TLRE27C, TLRME27C, TLSE27C TLOE27C, TLYE27C, TLGE27C

### Panel Circuit Indicator

- Elliptical lens: Colored transparent lens
- InGaAlP technology
- All plastic mold type
- High intensity light emission
- Excellent low current light output
- Applications: Outdoor message signboards, full color panel, backlight

### Line-Up

Product Name	Color	Material
TLRE27C	Red	InGaAlP
TLRME27C	Red	
TLSE27C	Red	
TLOE27C	Orange	
TLYE27C	Yellow	
TLGE27C	Green	



Weight: 0.3g

### Maximum Ratings (Ta = 25°C)

Product Name	Forward Current I <sub>F</sub> (mA)	Reverse Voltage V <sub>R</sub> (V)	Power Dissipation P <sub>D</sub> (mW)	Operating Temperature T <sub>opr</sub> (°C)	Storage Temperature T <sub>stg</sub> (°C)
TLRE27C	50	4	120	-40~100	-40~120
TLRME27C	50	4	120	-40~100	-40~120
TLSE27C	50	4	120	-40~100	-40~120
TLOE27C	50	4	120	-40~100	-40~120
TLYE27C	50	4	120	-40~100	-40~120
TLGE27C	50	4	120	-40~100	-40~120

## Electrical And Optical Characteristics (Ta = 25°C)

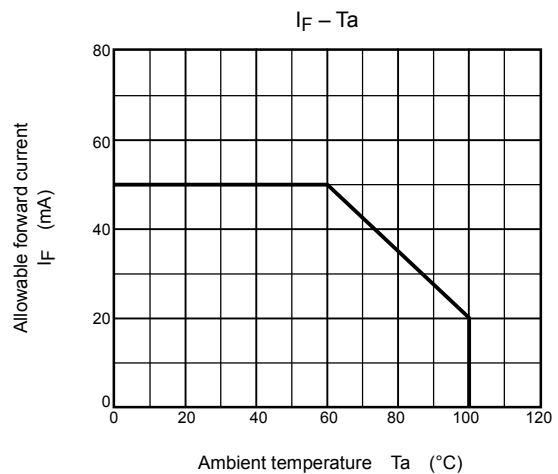
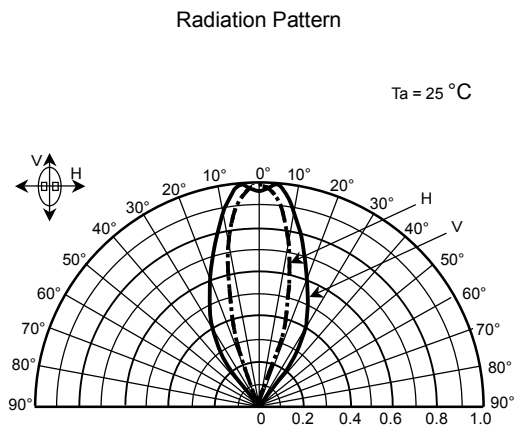
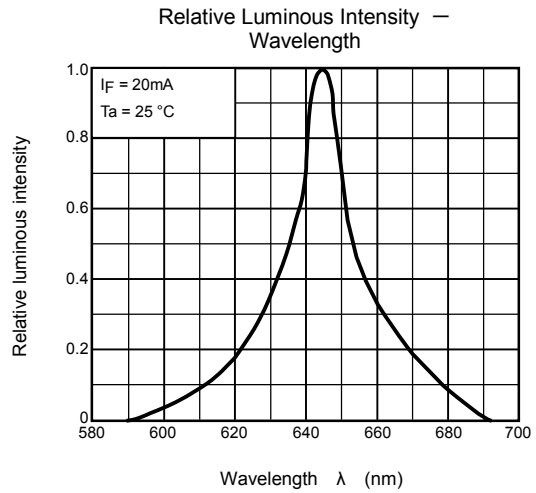
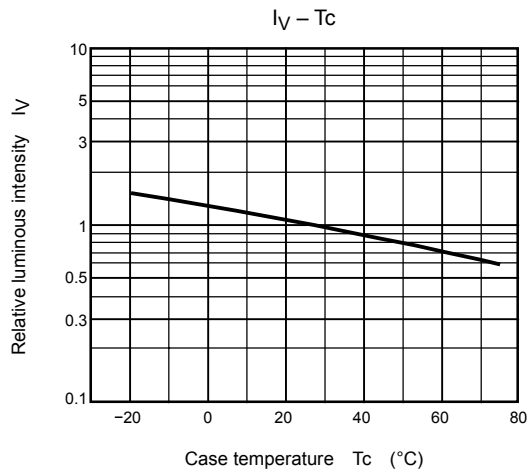
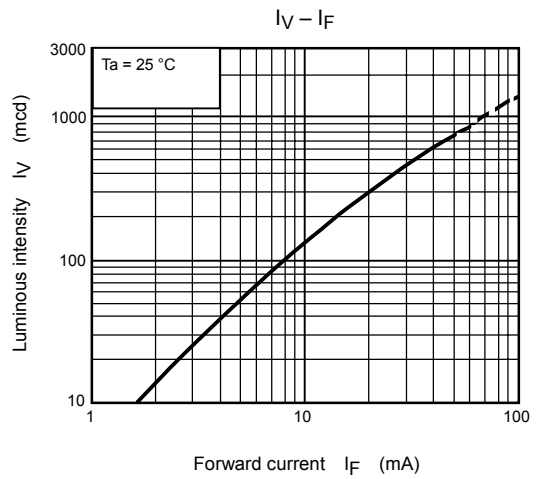
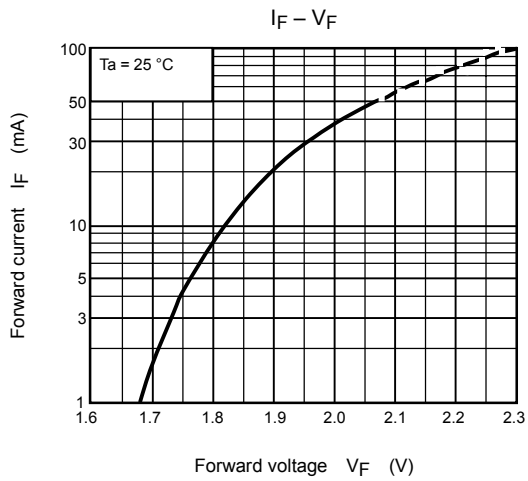
Product Name	Typ. Emission Wavelength				Luminous Intensity I <sub>v</sub>			Forward Voltage V <sub>F</sub>			Reverse Current I <sub>R</sub>	
	λ <sub>d</sub>	λ <sub>p</sub>	Δλ	I <sub>F</sub>	Min	Typ.	I <sub>F</sub>	Typ.	Max	I <sub>F</sub>	Max	V <sub>R</sub>
TLRE27C	630	(644)	20	20	85	300	20	1.9	2.4	20	50	4
TLRME27C	626	(636)	23	20	153	400	20	1.9	2.4	20	50	4
TLSE27C	613	(623)	20	20	272	750	20	1.9	2.4	20	50	4
TLOE27C	605	(612)	20	20	272	800	20	2.0	2.4	20	50	4
TLYE27C	587	(590)	17	20	272	650	20	2.0	2.4	20	50	4
TLGE27C	571	(574)	17	20	85	250	20	2.0	2.4	20	50	4
Unit	nm			mA	mcd		mA	V		mA	μA	V

## Precautions

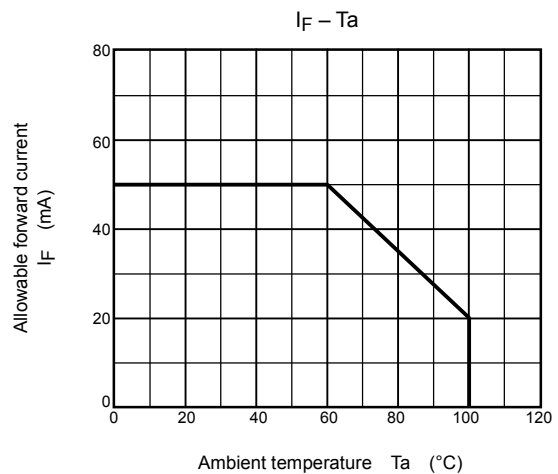
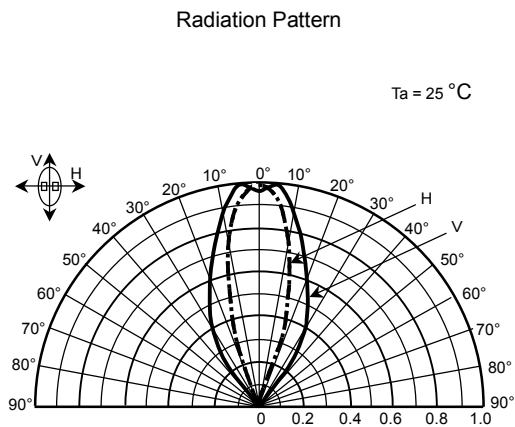
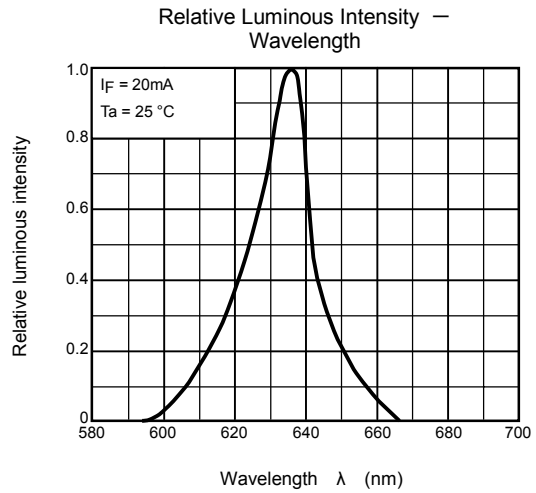
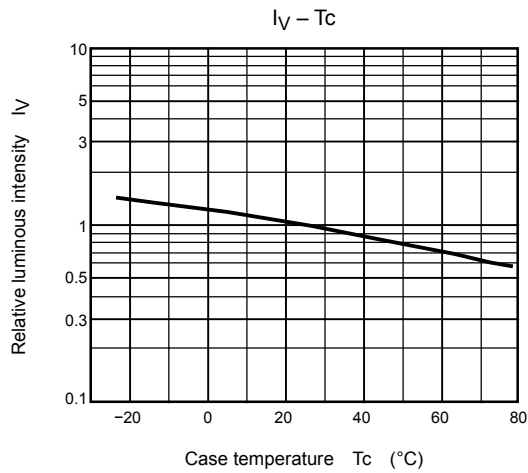
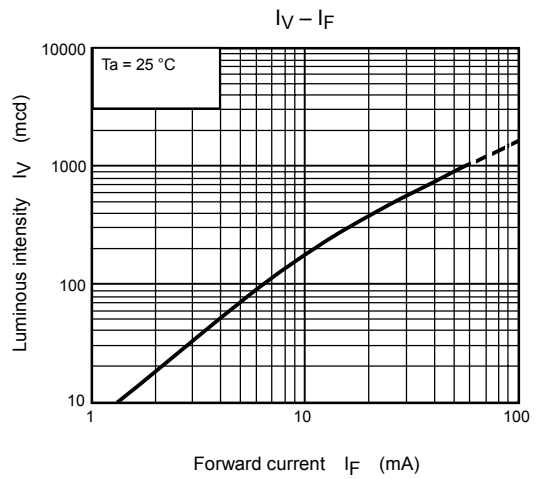
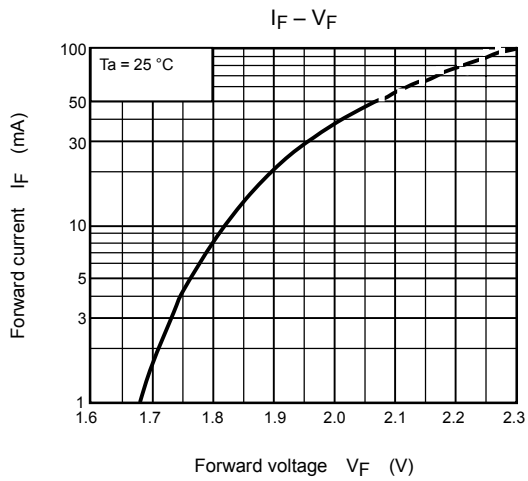
Please be careful of the following:

- Soldering temperature: 260°C max, soldering time: 3 s max  
(Soldering portion of lead: Below the lead stopper)
- If the lead is formed, the lead should be formed up to 5 mm from the body of the device without forming stress to the resin. Soldering should be performed after lead forming.
- This visible LED lamp also emits some IR light.  
If a photodetector is located near the LED lamp, please ensure that it will not be affected by this IR light.

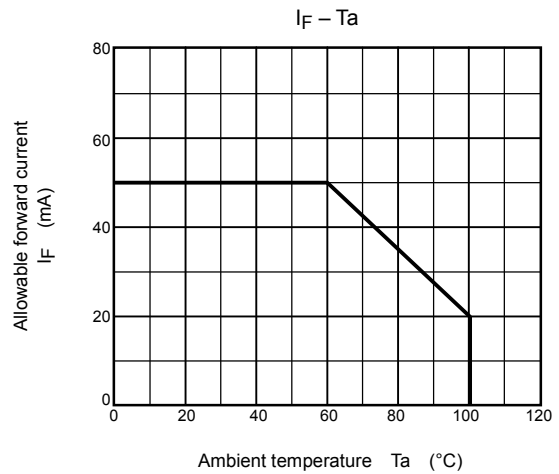
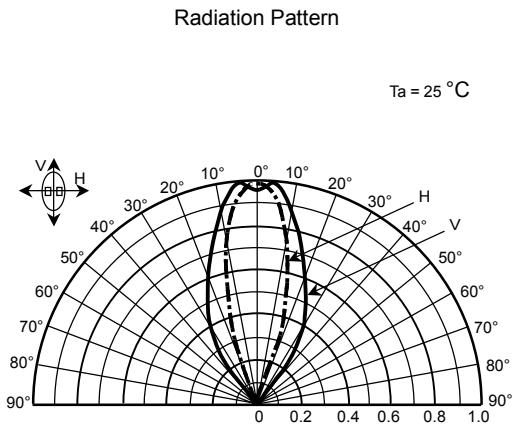
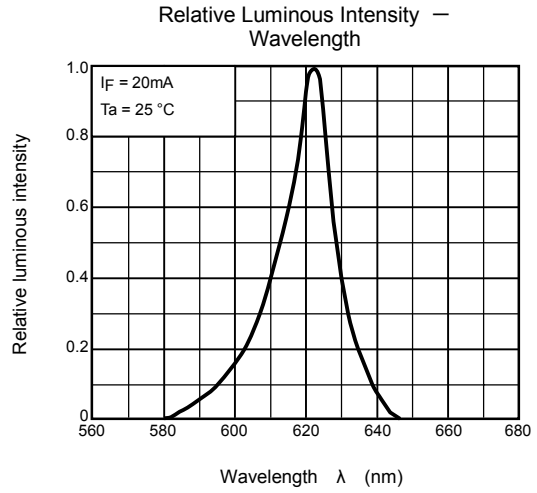
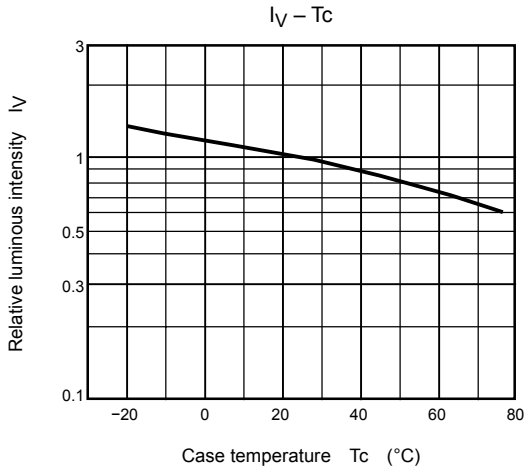
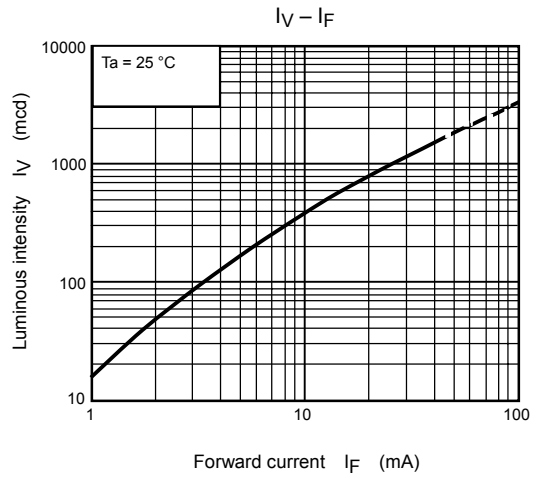
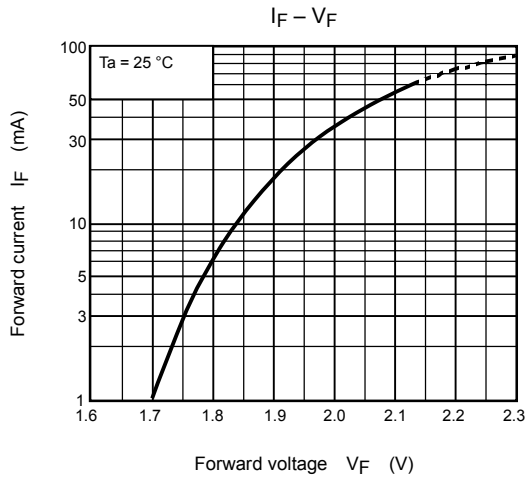
TLRE27C



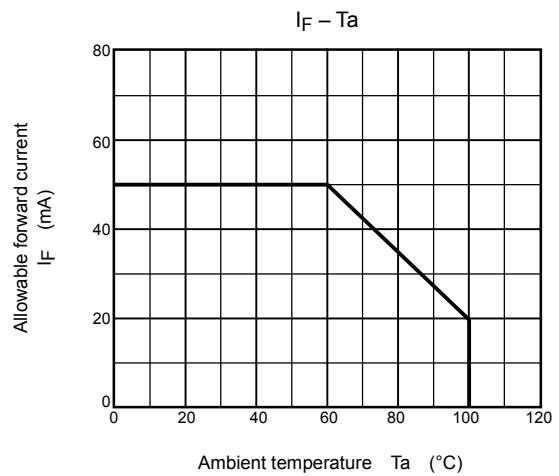
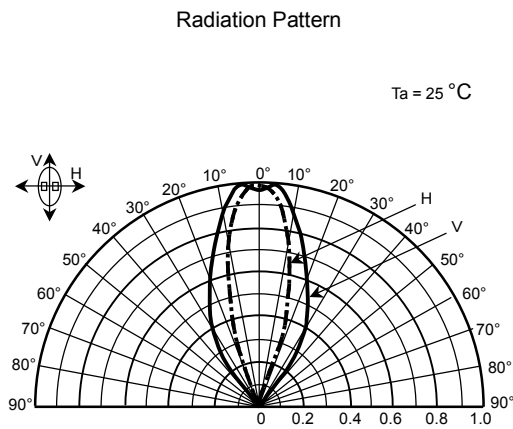
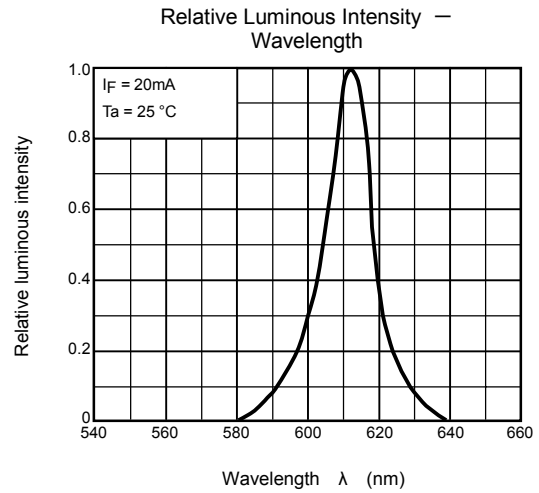
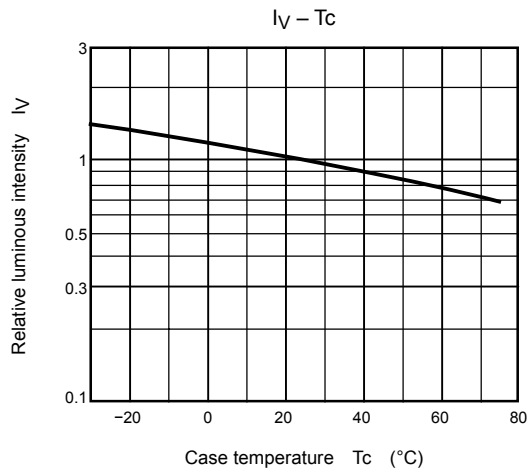
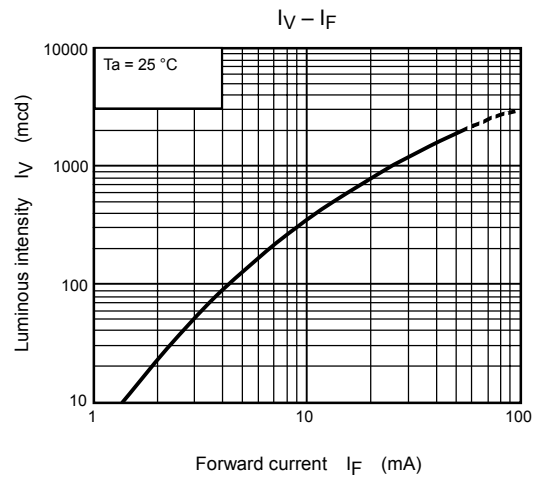
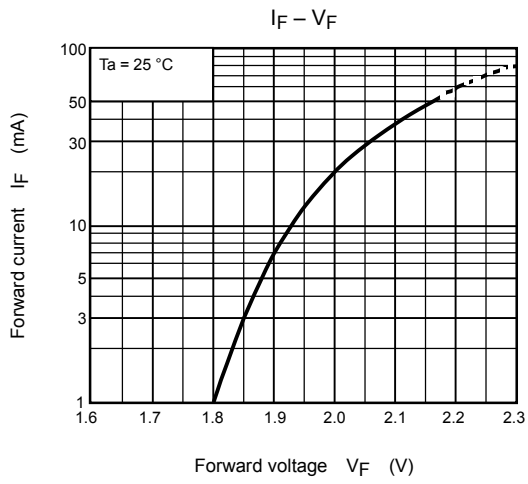
TLRME27C



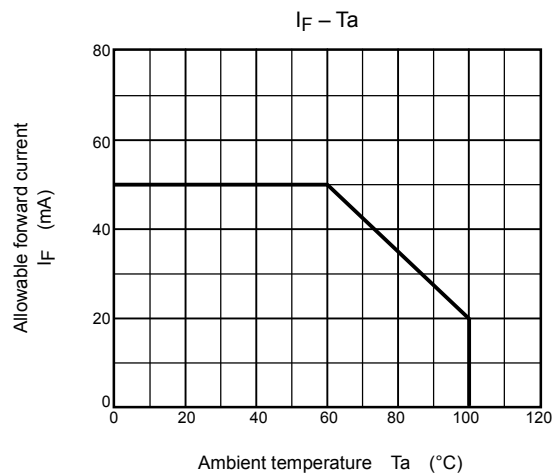
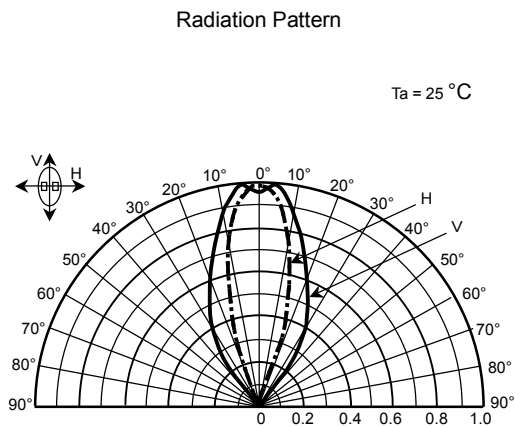
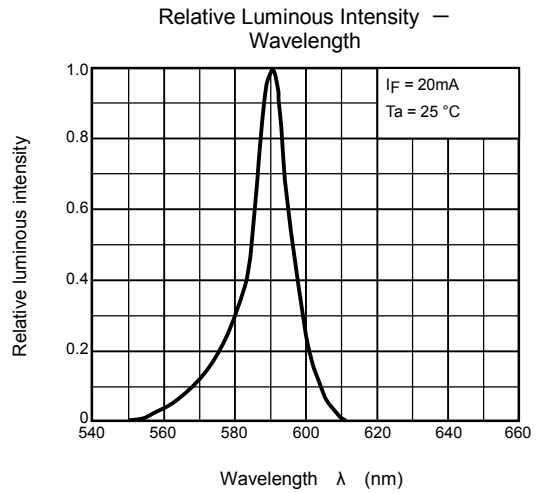
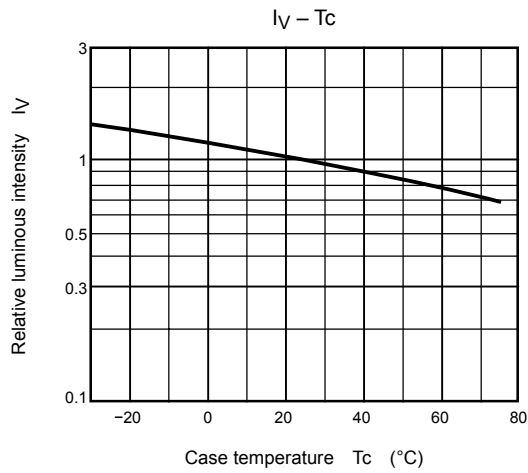
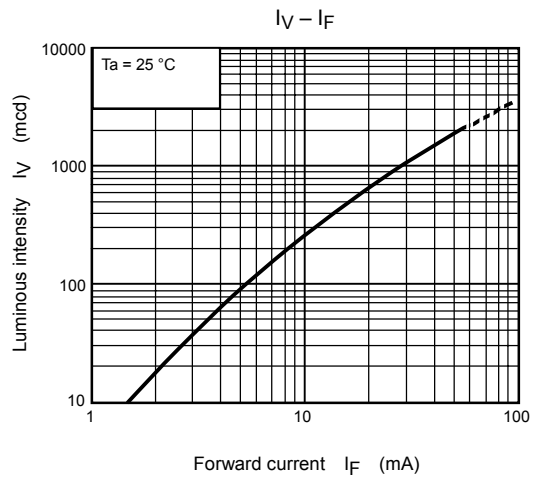
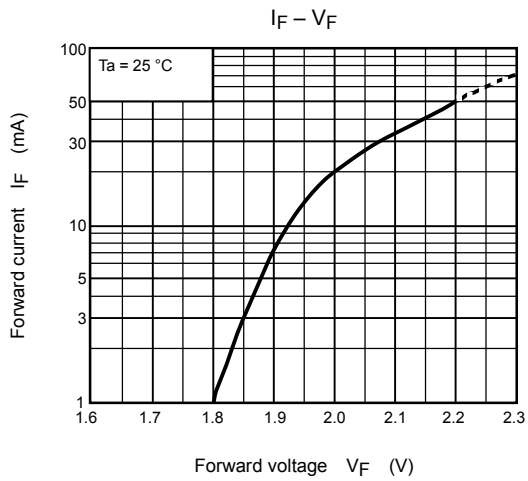
TLSE27C



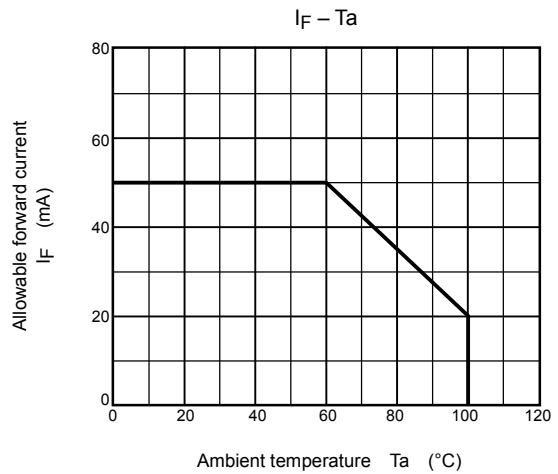
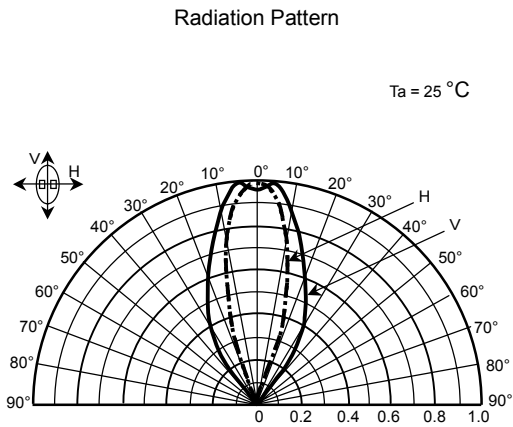
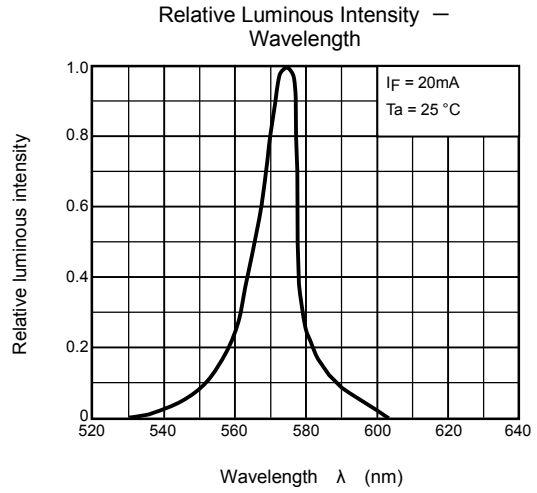
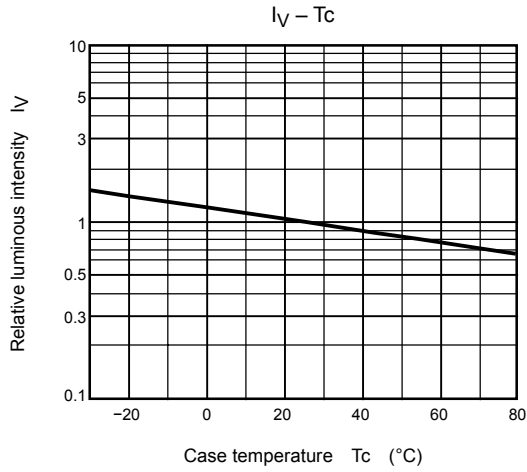
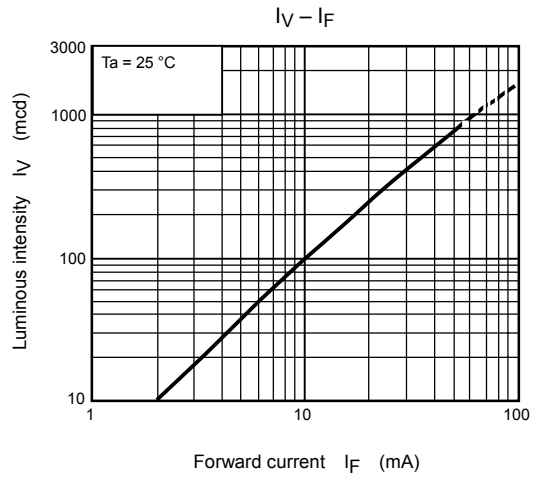
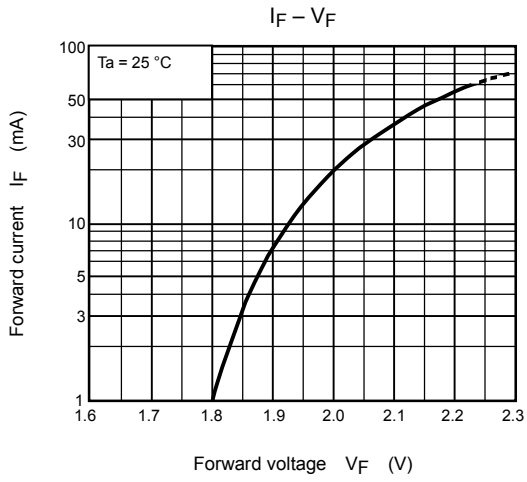
TLOE27C



TLYE27C



TLGE27C





**RESTRICTIONS ON PRODUCT USE**

000707EAC

- TOSHIBA is continually working to improve the quality and reliability of its products. Nevertheless, semiconductor devices in general can malfunction or fail due to their inherent electrical sensitivity and vulnerability to physical stress. It is the responsibility of the buyer, when utilizing TOSHIBA products, to comply with the standards of safety in making a safe design for the entire system, and to avoid situations in which a malfunction or failure of such TOSHIBA products could cause loss of human life, bodily injury or damage to property.  
In developing your designs, please ensure that TOSHIBA products are used within specified operating ranges as set forth in the most recent TOSHIBA products specifications. Also, please keep in mind the precautions and conditions set forth in the "Handling Guide for Semiconductor Devices," or "TOSHIBA Semiconductor Reliability Handbook" etc..
- The TOSHIBA products listed in this document are intended for usage in general electronics applications (computer, personal equipment, office equipment, measuring equipment, industrial robotics, domestic appliances, etc.). These TOSHIBA products are neither intended nor warranted for usage in equipment that requires extraordinarily high quality and/or reliability or a malfunction or failure of which may cause loss of human life or bodily injury ("Unintended Usage"). Unintended Usage include atomic energy control instruments, airplane or spaceship instruments, transportation instruments, traffic signal instruments, combustion control instruments, medical instruments, all types of safety devices, etc.. Unintended Usage of TOSHIBA products listed in this document shall be made at the customer's own risk.
- Gallium arsenide (GaAs) is a substance used in the products described in this document. GaAs dust and fumes are toxic. Do not break, cut or pulverize the product, or use chemicals to dissolve them. When disposing of the products, follow the appropriate regulations. Do not dispose of the products with other industrial waste or with domestic garbage.
- The information contained herein is presented only as a guide for the applications of our products. No responsibility is assumed by TOSHIBA CORPORATION for any infringements of intellectual property or other rights of the third parties which may result from its use. No license is granted by implication or otherwise under any intellectual property or other rights of TOSHIBA CORPORATION or others.
- The information contained herein is subject to change without notice.