



# BAW56TB,BAV70TB,BAV99TB,BAL99TB

## SURFACE MOUNT SWITCHING DIODES

**VOLTAGE** 100Volts **POWER** 200mWatts

SOT-523

Unit: inch ( mm )

### FEATURES

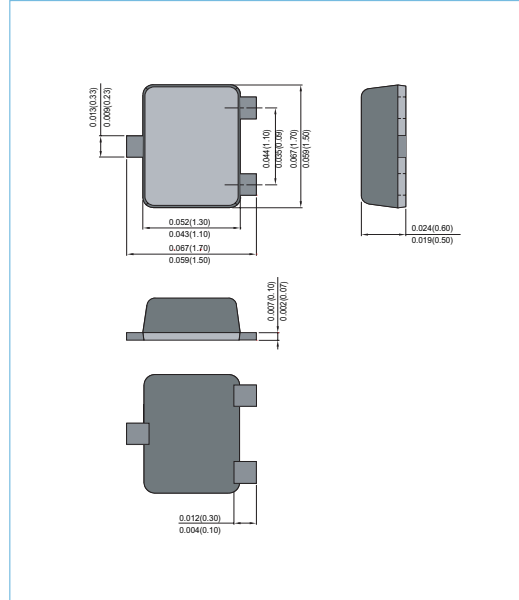
- Fast switching speed.
- Surface mount package Ideally Suited for Automatic insertion
- Electrically Identical to Standard JEDEC
- High Conductance
- In compliance with EU RoHS 2002/95/EC directives

### MECHANICAL DATA

Case : SOT-523, Plastic

Terminals : Solderable per MIL-STD-750, Method 2026

Approx. Weight : 0.002gram



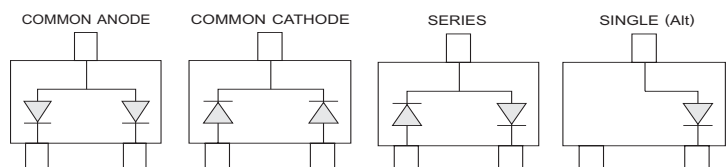
### MAXIMUM RATINGS AND ELECTRICAL CHARACTERISTICS

Ratings at 25°C ambient temperature unless otherwise specified. For capacitive load, derate current by 20%.

PARAMETER	SYMBOL	BAW56TB	BAV70TB	BAV99TB	BAL99TB	UNITS
Marking Code		LB	LC	LD	LF	
Reverse Voltage	$V_R$	75				V
Peak Reverse Voltage	$V_{RM}$	100				V
Rectified Current (Average), Half Wave Rectification with Resistive Load and $f \geq 50$ Hz	$I_o$	Single Diode Double Diode		150 75		mA
Peak Forward Surge Current,1.0us	$I_{FSM}$	4.0				A
Power Dissipation Derate Above 25°C	$P_{TOT}$	200				mW
Maximum Forward Voltage	$V_F$	0.715 @ $I_F=0.001A$ 0.855 @ $I_F=0.01A$ 1.0 @ $I_F=0.05A$ 1.25 @ $I_F=0.15A$				V
Maximum DC Reverse Current at 25V 75V	$I_R$	0.03 2.5				$\mu A$
Maximum Junction Capacitance( Notes 1)	$C_J$	1.5				pF
Maximum Reverse Recovery Time (Notes 2)	$T_{RR}$	4.0				ns
Typical Maximum Thermal Resistance	$R_{\theta JA}$	833				°C / W
Junction Temperature Range	$T_J$	-55 to +150				°C
Circuit Figure		Common Anode	Common Cathode	Series	Single(Alt)	

**NOTE:**

1.  $C_J$  at  $V_R=0$ ,  $f=1MHz$
2. From  $I_F=10mA$  to  $I_R=1mA$ ,  $V_R=6Volts$ ,  $R_L=100\Omega$





## BAW56TB,BAV70TB,BAV99TB,BAL99TB

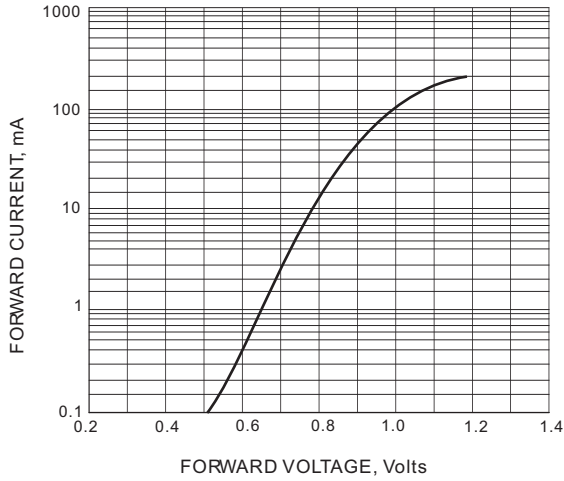


FIG. 1-TYPICAL FORWARD CHARACTERISTIC

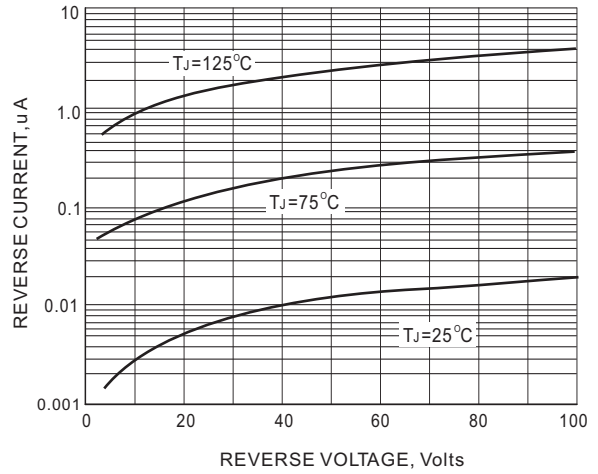


FIG. 2-TYPICAL REVERSE CHARACTERISTICS

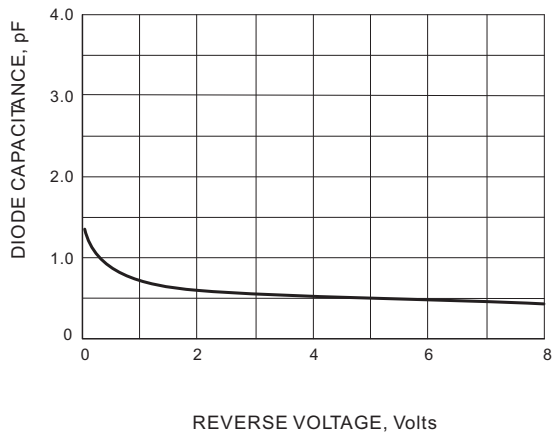


FIG. 3 TYPICAL JUNCTION CAPACITANCE

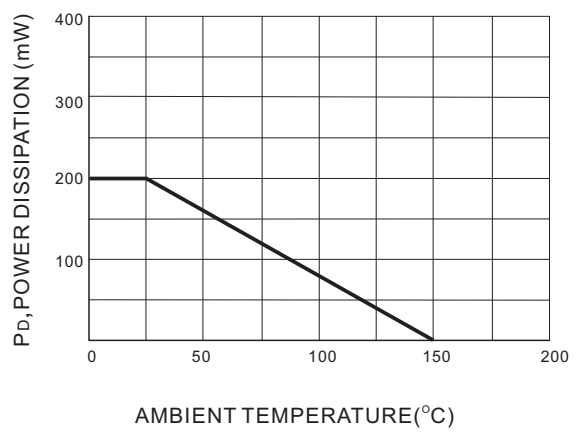
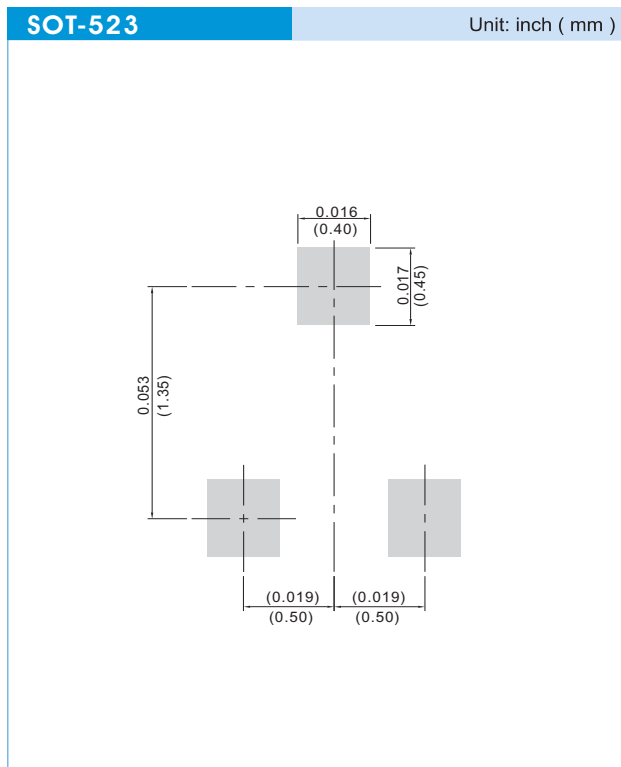


FIG. 4 POWER DERATING CURVE



## BAW56TB,BAV70TB,BAV99TB,BAL99TB

### MOUNTING PAD LAYOUT



### ORDER INFORMATION

- Packing information  
T/R - 4K per 7" plastic Reel

### LEGAL STATEMENT

#### Copyright PanJit International, Inc 2009

The information presented in this document is believed to be accurate and reliable. The specifications and information herein are subject to change without notice. Pan Jit makes no warranty, representation or guarantee regarding the suitability of its products for any particular purpose. Pan Jit products are not authorized for use in life support devices or systems. Pan Jit does not convey any license under its patent rights or rights of others.