

"High Frequency Ceramic Solutions"

2.45 GHz Antenna (Wide Bandwidth)

P/N 2450AT43H0100

Detail Specification: 12/01/08

Page 1 of 4

General Specifications

Part Number	2450AT43H0100
Frequency Range	2400 - 2500
Peak Gain	2.1 dBi typ. (XZ-V)
Average Gain	1.0 dBi typ. (XZ-V)
Return Loss	9.5 dB min.
Impedance	50 Ω
Input Power	2W max.

Operating Temperature	-40 to +85°C
Storage Temperature Range	+5~+35°C, Humidity 45~75%RH 12 mos. Max
Reel Quantity	2,000

No.	Function	Terminal Configuration
1	Feeding Point	
2	NC	

Mechanical Dimensions

	In	mm		
L	0.236 ± 0.008	6.00 ± 0.20		
W	0.079 ± 0.008	2.00 ± 0.20		
T	0.047 +.004/-0.008	1.20 +0.1/-0.2		
a	0.020 ± 0.012	0.50 ± 0.30		

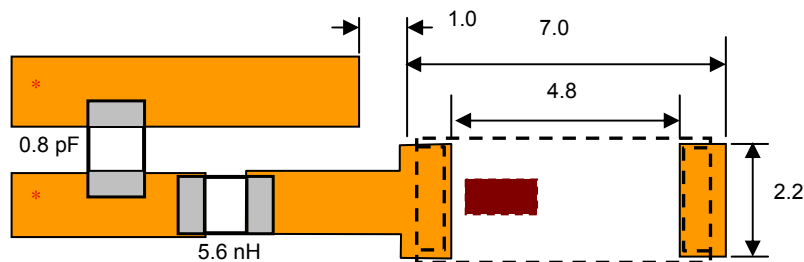
Case size/type 43-3

Mounting Considerations

Mount these devices with brown mark facing up. Units: mm

* Line width should be designed to provide 50 Ω impedance matching characteristics, depending on PCB material and thickness

With Matching Circuit (Wide Bandwidth)



(Matching circuit and component values will be different, depending on PCB layout)

Johanson Technology, Inc. reserves the right to make design changes without notice.

All sales are subject to Johanson Technology, Inc. terms and conditions.



www.johansontechnology.com

4001 Calle Tecate • Camarillo, CA 93012 • TEL 805.389.1166 FAX 805.389.1821

2007 Johanson Technology, Inc. All Rights Reserved

"High Frequency Ceramic Solutions"

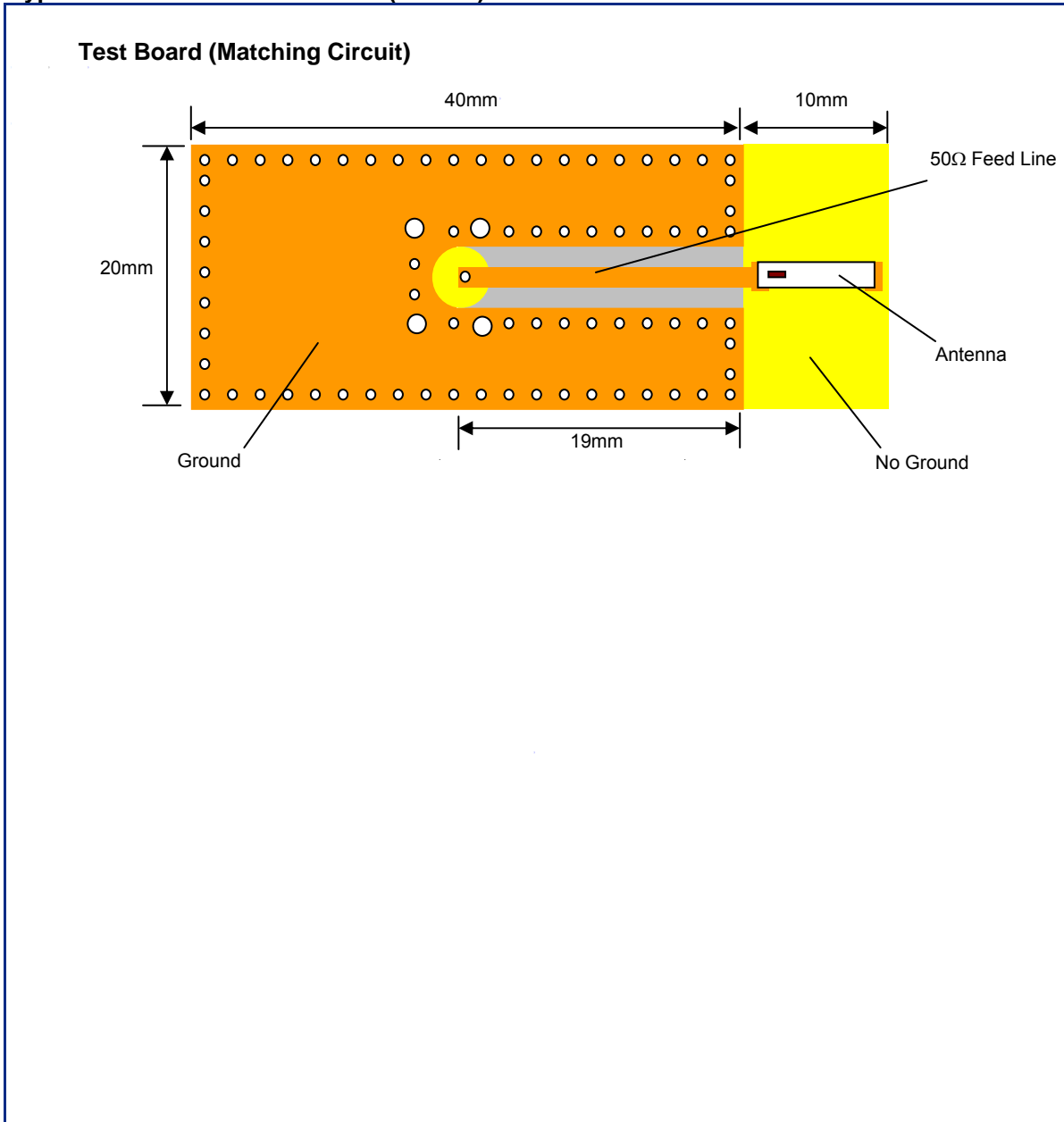
2.45 GHz Antenna (Wide Bandwidth)

P/N 2450AT43H0100

Detail Specification: 12/01/08

Page 2 of 4

Typical Electrical Characteristics (T=25°C)



Johanson Technology, Inc. reserves the right to make design changes without notice.
All sales are subject to Johanson Technology, Inc. terms and conditions.

"High Frequency Ceramic Solutions"

2.45 GHz Antenna (Wide Bandwidth)

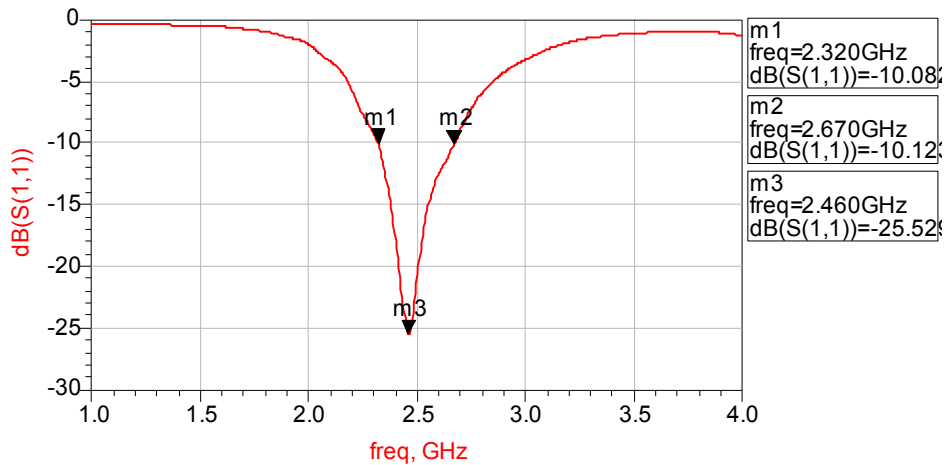
P/N 2450AT43H0100

Detail Specification: 12/01/08

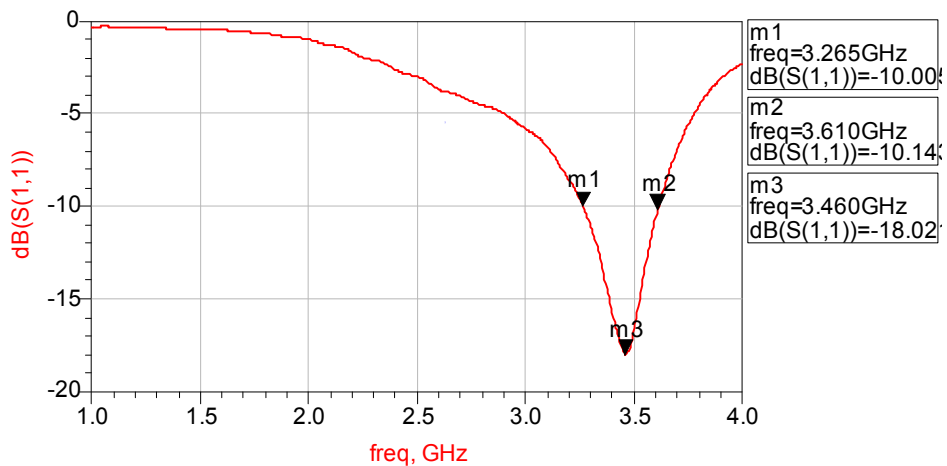
Page 3 of 4

Mounting Considerations

(a) With Matching Circuits



(b) Without Matching Circuits



Johanson Technology, Inc. reserves the right to make design changes without notice.
All sales are subject to Johanson Technology, Inc. terms and conditions.



www.johansontechnology.com

4001 Calle Tecate • Camarillo, CA 93012 • TEL 805.389.1166 FAX 805.389.1821

2007 Johanson Technology, Inc. All Rights Reserved

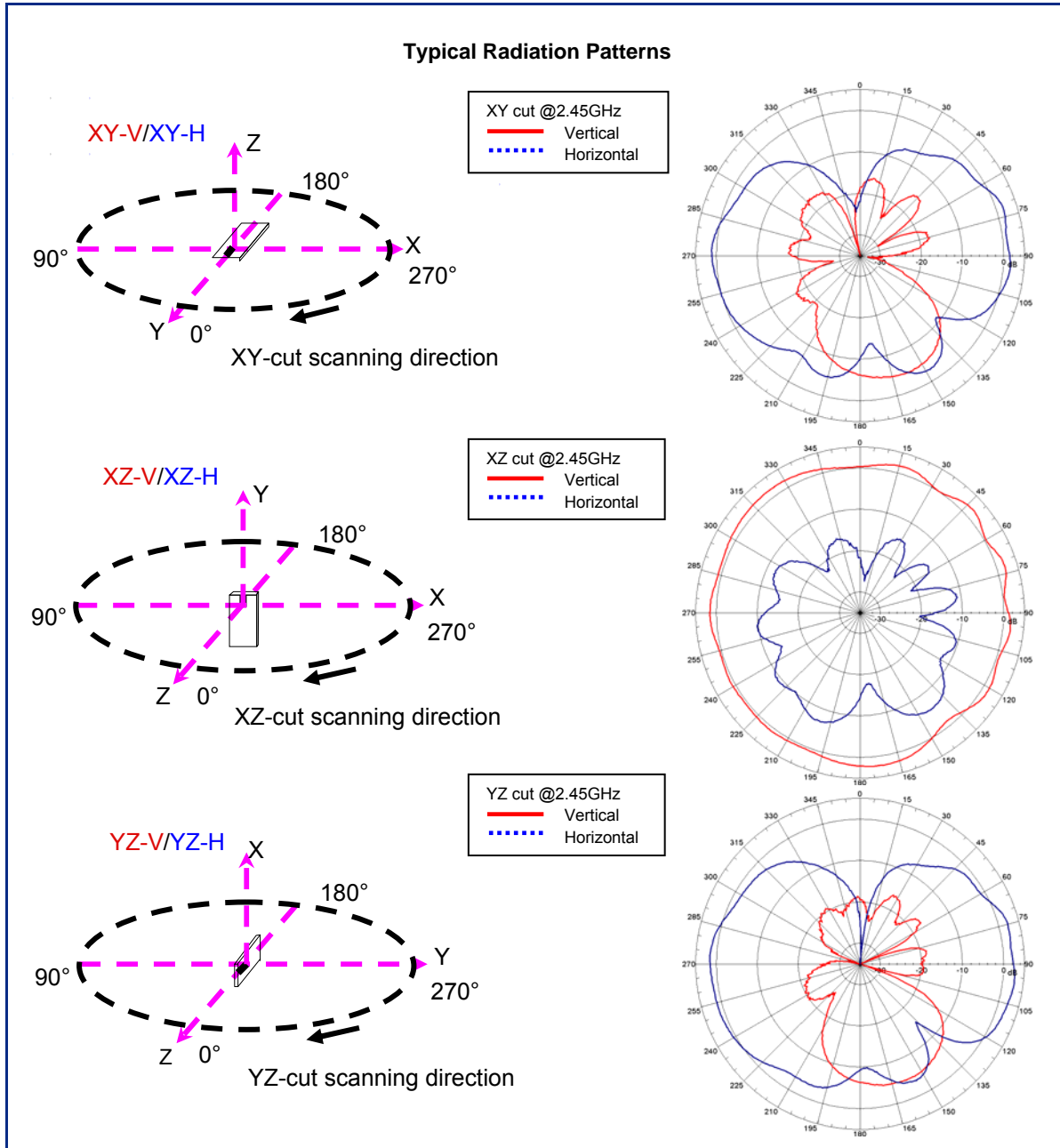
"High Frequency Ceramic Solutions"

2.45 GHz Antenna (Wide Bandwidth)

P/N 2450AT43H0100

Detail Specification: 12/01/08

Page 4 of 4



Johanson Technology, Inc. reserves the right to make design changes without notice.
 All sales are subject to Johanson Technology, Inc. terms and conditions.



www.johansontechnology.com

4001 Calle Tecate • Camarillo, CA 93012 • TEL 805.389.1166 FAX 805.389.1821

2003 Johanson Technology, Inc. All Rights Reserved