

PLEASE CHECK WWW.MOLEX.COM FOR LATEST PART INFORMATION

Part Number: [0520892719](#)
Status: **Active**
Overview:
Description: 1.00mm (.039") Pitch FFC/FPC Connector, Through-Hole, Right Angle, Low Profile, ZIF, Top Contact Style Receptacle, 27 Circuits, Lead-free

General

Product Family	FFC/FPC Connectors
Series	52089
Overview	ffc_fpc_throughhole
Product Name	N/A

Physical

Circuits (Loaded)	27
Color - Resin	Natural
Contact Position	Top
Durability (mating cycles max)	20
Entry Angle	90° Angle
Mated Height (in)	0.118 In
Mated Height (mm)	3.00 mm
Material - Metal	Phosphor Bronze
Material - Plating Mating	Tin-Bismuth
Material - Plating Termination	Tin-Bismuth
Material - Resin	Nylon, Polyester
Number of Rows	1
Orientation	Right Angle
PC Tail Length (in)	0.079 In
PC Tail Length (mm)	2.00 mm
PCB Retention	None
PCB Thickness Recommended (in)	0.024 In
PCB Thickness Recommended (mm)	0.60 mm
Packaging Type	Tray
Pitch - Mating Interface (in)	0.039 In
Pitch - Mating Interface (mm)	1.00 mm
Plating min: Mating (µin)	40
Plating min: Mating (µm)	1
Plating min: Termination (µin)	40
Plating min: Termination (µm)	1
Polarized to PCB	No
Stackable	No
Surface Mount Compatible (SMC)	No
Temperature Range - Operating	-20°C to +80°C
Termination Interface: Style	Through Hole
Wire/Cable Type	FFC/FPC

Electrical

Current - Maximum per Contact	0.2A, 0.4A, 0.5A
Voltage - Maximum	50V

Material Info

Reference - Drawing Numbers

Packaging Specification	SPK-52089-001
Product Specification	PS-52089-013, RPS-52089-011, RPS-52089-014
Sales Drawing	SD-52089-001

EU RoHS

**ELV and RoHS
Compliant**

REACH SVHC

Not Reviewed

Halogen-Free

Status

Not Reviewed

China RoHS



**Need more information on product
environmental compliance?**

Email productcompliance@molex.com
 For a multiple part number RoHS Certificate of
 Compliance, [click here](#)

Please visit the [Contact Us](#) section for any
 non-product compliance questions.

Search Parts in this Series

52089Series

This document was generated on 06/04/2010

PLEASE CHECK WWW.MOLEX.COM FOR LATEST PART INFORMATION

10 9 8 7 6 5 4 3 2 1

F

E

D

C

B

A

F

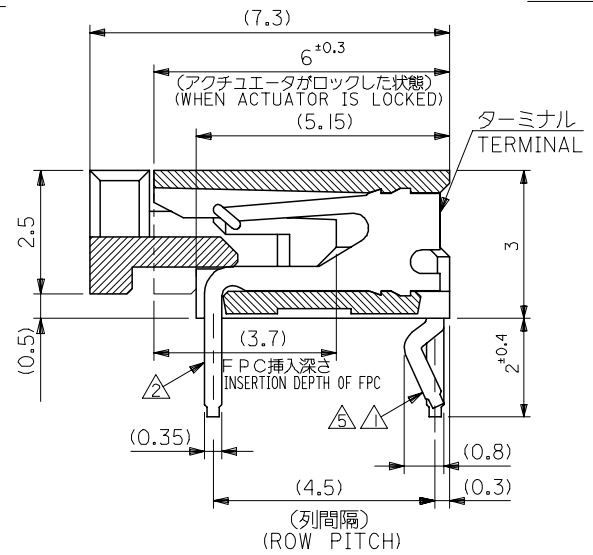
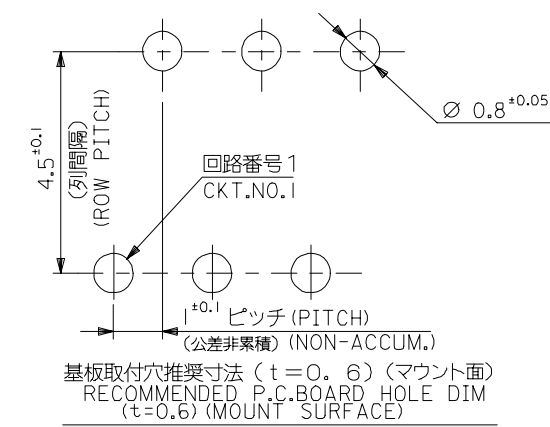
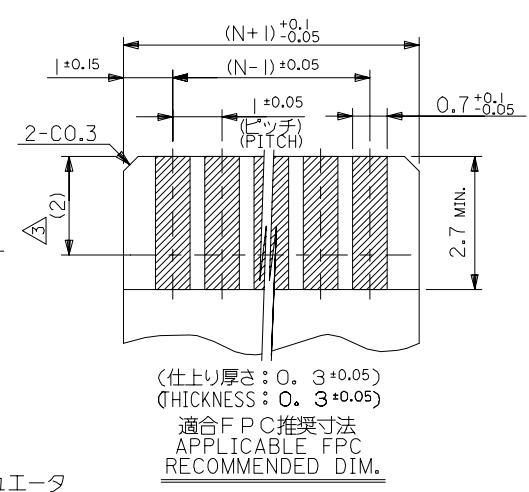
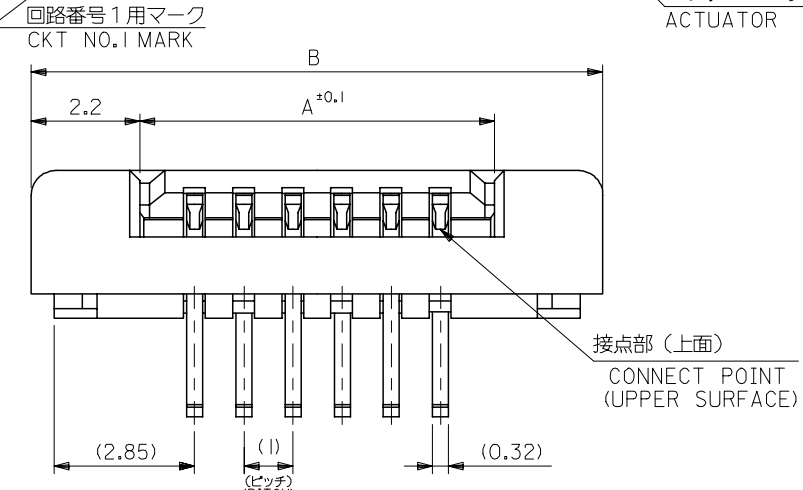
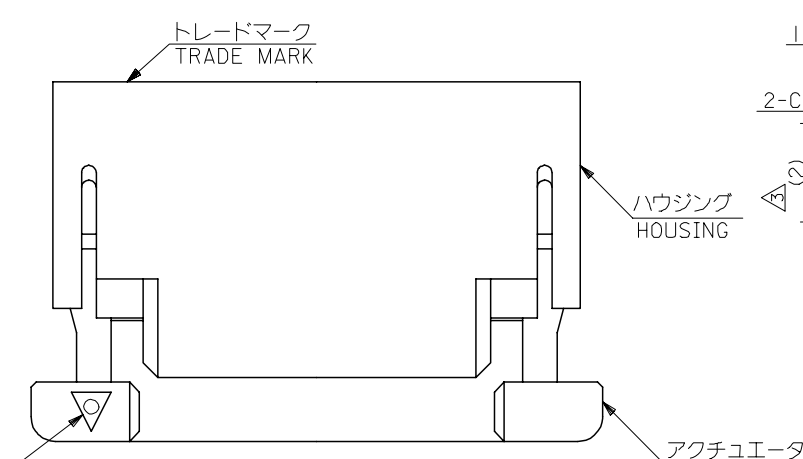
E

D

C

B

A



35.6	31.2	52089-3019	30
34.6	30.2	-2919	29
33.6	29.2	-2819	28
32.6	28.2	-2719	27
31.6	27.2	-2619	26
30.6	26.2	-2519	25
29.6	25.2	-2419	24
28.6	24.2	-2319	23
27.6	23.2	-2219	22
26.6	22.2	-2119	21
25.6	21.2	-2019	20
24.6	20.2	-1919	19
23.6	19.2	-1819	18
22.6	18.2	-1719	17
21.6	17.2	-1619	16
20.6	16.2	-1519	15
19.6	15.2	-1419	14
18.6	14.2	-1319	13
17.6	13.2	-1219	12
16.6	12.2	-1119	11
15.6	11.2	-1019	10
14.6	10.2	-0919	9
13.6	9.2	-0819	8
12.6	8.2	-0719	7
11.6	7.2	-0619	6
10.6	6.2	-0519	5
9.6	5.2	52089-0419	4
B	A	MATERIAL NO.	極数 CKT.

注記 NOTES

- △ CKT. NO. 1を基準に偶数番目のソルダーテール。
EVEN NUMBER SOLDER TAIL
- △ CKT. NO. 1を基準に奇数番目のソルダーテール。
ODD NUMBER SOLDER TAIL
- △ 接点部までの嵌合長さ。
LENGTH TO CONTACT POINT.
- 4. 使用材料 MATERIAL
ハウジング : 66ナイロン, UL94V-0
HOUSING : 66NYLON, UL94V-0
アクチュエータ : ポリエステル, UL94V-0
ACTUATOR : POLYESTER, UL94V-0
ターミナル : リン青銅, ニッケル下地 錫・ヒスマスメッキ
TERMINAL : PHOS-BRO. TIN-BISMUTM OVER NICKEL-PLATED
- △ キングはソルダーテール△の両端のみに適用。
KINK APPLIES BOTH SIDE △ TERMINALS ONLY
- 6. 本製品は 52089-**10 の鉛フリー品である。
THIS PRODUCT IS LEAD FREE OF 52089-**10.

REVISED EC NO: J2005-0258 DRWN: SASAMOR CHKD: TOJO APPR: NUKITA	DESCRIPTION 2004/07/22 2004/07/22 2004/07/28	GENERAL TOLERANCES (UNLESS SPECIFIED)		DIMENSION STYLE MM ONLY		SCALE 10:1	DESIGN UNITS METRIC	THIRD ANGLE PROJECTION		
		10 UNDER	±0.2	DRAWN BY J. SASAMO	DATE 2004/7/22	TITLE 1.0 FPC CONN ZIF R/A				
		10 OVER 30 UNDER	±0.25	CHECKED BY K. TOJO	DATE 2004/7/22	-LEAD FREE-				
		30 OVER	±0.3	APPROVED BY N. UKITA	DATE 2004/7/22	MOLEX INCORPORATED				
DRAFT WHERE APPLICABLE MUST REMAIN WITHIN DIMENSIONS		MATERIAL NO. 52089-**19		DOCUMENT NO. SD-52089-001		SHEET NO. 1 OF 1				
SIZE A3 THIS DRAWING CONTAINS INFORMATION THAT IS PROPRIETARY TO MOLEX INCORPORATED AND SHOULD NOT BE USED WITHOUT WRITTEN PERMISSION										