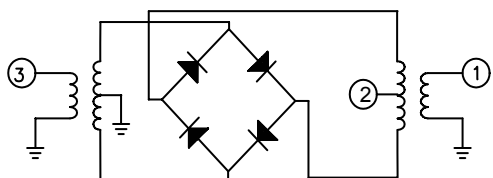


COMMERCIAL SIGNAL PROCESSING RF COMPONENTS

DESCRIPTION

The SPM-6-250H is a low cost, double balanced mixer offering excellent performance to 250 MHz in a miniature package. The performance/cost ratio of this mixer makes the application of advanced mixer technology available to equipment designers who previously were cost-restricted to compromise designs.

FUNCTIONAL SCHEMATIC



SPECIFICATIONS

PARAMETER	MIN.	TYP.	MAX.	UNITS
Frequency Range, L-Port	50		250	MHz
Frequency Range, R-Port	50		250	MHz
Frequency Range, X-Port	DC		150	MHz
LO Power Range		+17		dBm
Temperature Range	-40		+85	°C
Conversion Loss		5.5	7	dB
Isolation L - R	40	50		dB
Isolation L - X	35	45		dB
Isolation R - X	20	25		dB
1 dB Compression		+10		dBm
Input IP3		+30		dBm

PACKAGE

COVER MATERIAL:

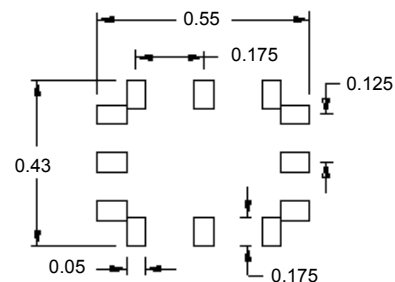
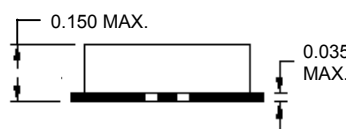
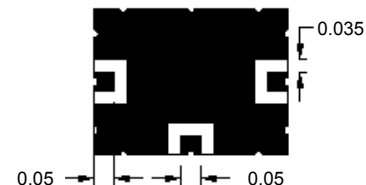
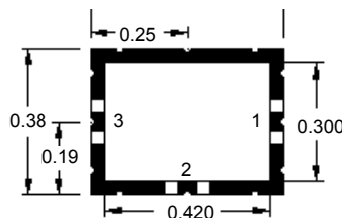
Plastic

BASE MATERIAL:

FR-4

Note: All half via contacts are plated through from the pad on the top side to the pad on the bottom side of the board.

ALL DIMENSIONS ARE IN INCHES.



Pinout Chart	
Pin	Function
1	RF Port
2	IF Port
3	LO Port

TOLERANCES:
 .XX = ±.01
 .XXX = ±.005

Recommended Land Pattern