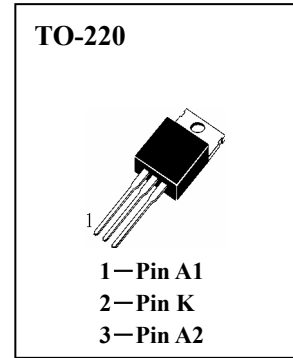


10A SCHOTTKY BARREIER RECTIFIER

Features

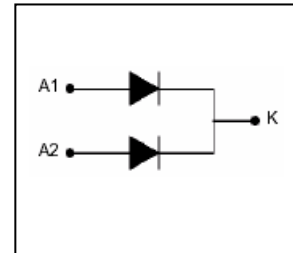
- Schottky Barrier Chip
Guard Ring Die Construction for Transient Protection
Low Power Loss,High Efficiency
High Surge Capability
High Current Capability and Low Forward Voltage Drop
For Use in Low Voltage,High Frequency Inverters,Free Wheelings ,and Polarity Protection Applications

Package



Maximum Ratings

- Tstg Storage Temperature -65~150°C
Tj Operating Temperature -65~150°C
VRRM Peak Repetitive Reverse Voltage 40V
VRWM Working Peak Reverse Voltage 40V
VR DC Blocking Voltage 40V
VR(RMS) RMS Reverse Voltage 28V
IF(AV) Average Rectified Output Current @Tc=95°C Double Dies 10A
(Note 1) Single Die 5A
IFSM Non-Repetitive Peak Forward Surge Current (Single Die, 60Hz) 150A




Electrical Characteristic@Ta=25°C unless otherwise specified

Single phase,half wave,60Hz,resistive or inductive load.
For capacitive load,derate current by 20%.

Table with 6 columns: Characteristic, Symbol, Min, Max, Unit, Condition. Rows include Forward Voltage Drop, Peak Reverse Current, Typical Junction Capacitance, and Typical Thermal Resistance.

Notes:1、 Thermal resistance junction to case mounted on heatsink.
2、 Measured at 1.0 MHz and Applied Reverse Voltage of 4.0V DC.



PERFORMANCE CURVES

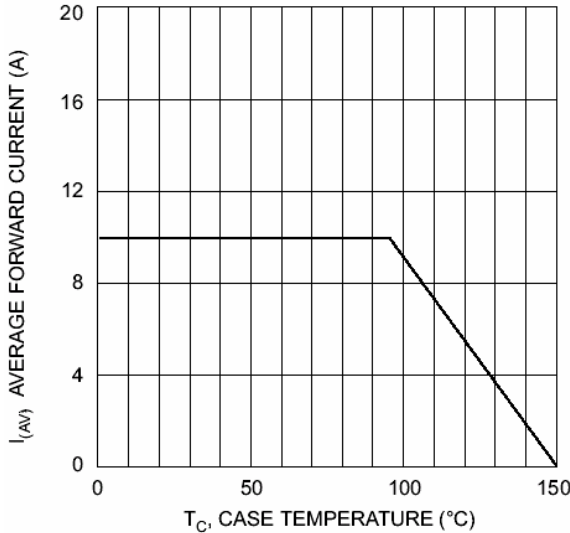


Fig. 1 Forward Current Derating Curve

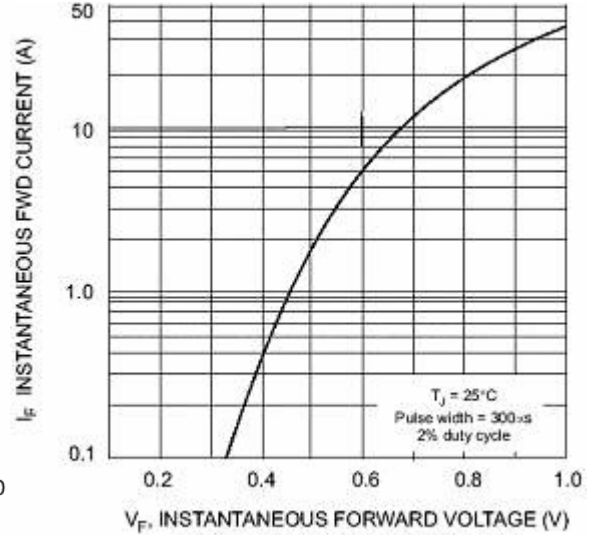


Fig. 2 Typical Forward Characteristics

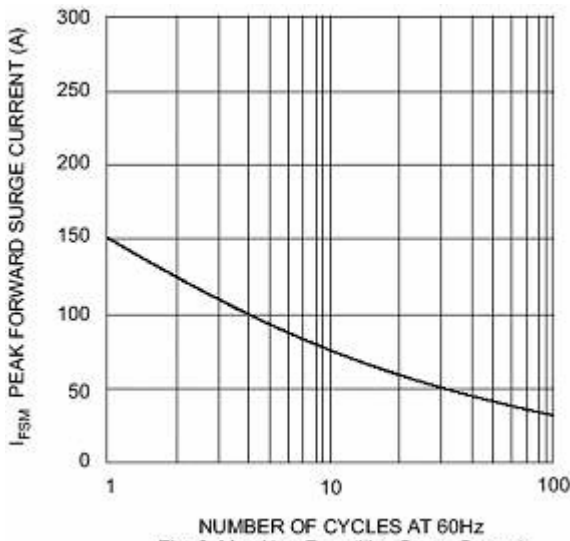


Fig. 3 Max Non-Repetitive Surge Current

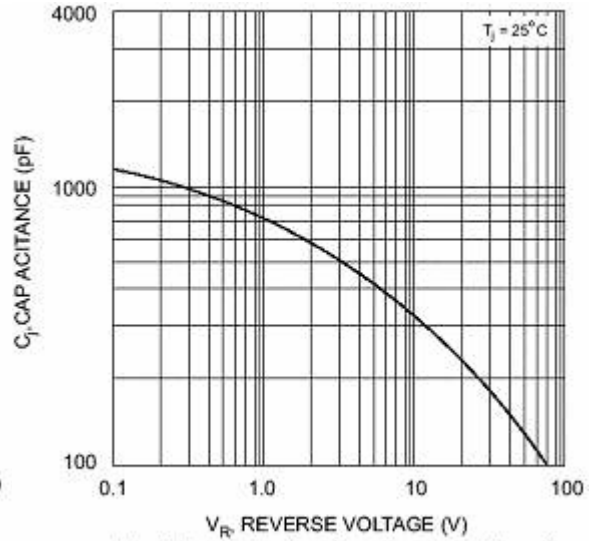


Fig. 4 Typical Junction Capacitance per Element

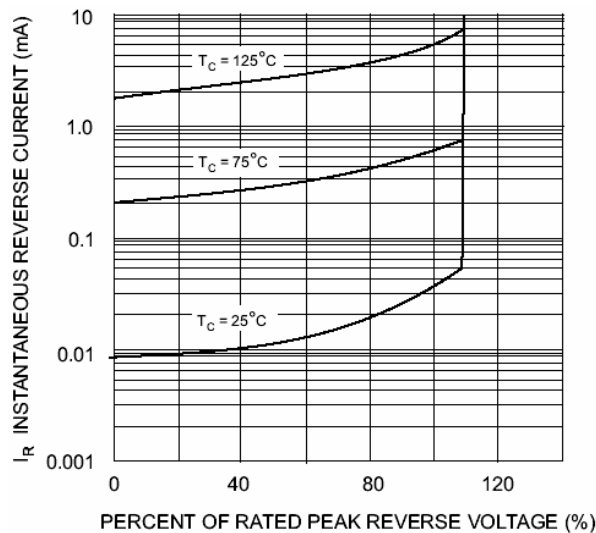


Fig. 5 Typical Reverse Characteristics