

CM2824E702R-10

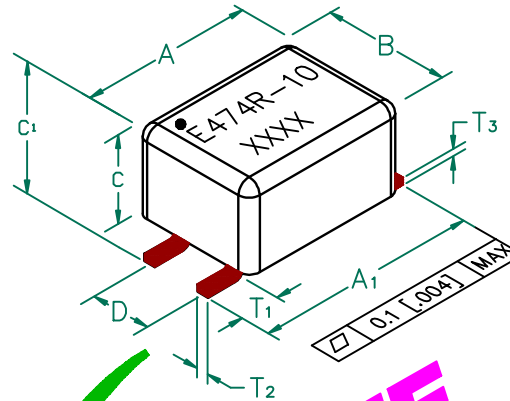
PHYSICAL DIMENSIONS:

A	7.50	[.295]	+	MAX.
A ₁	9.00	[.354]	+	0.40 [.016]
B	5.50	[.217]	+	MAX.
C	3.80	[.150]	+	MAX.
C ₁	4.90	[.193]	+	MAX.
D	2.54	[.100]	+	0.10 [.004]
T ₁	1.75	[.069]	+	TYP.
T ₂	0.50	[.020]	+	0.10 [.004]
T ₃	0.30	[.012]	+	0.10 [.004]

WEIGHT/1000 0.28 kgs [.62 Lbs]

ELECTRICAL SPECIFICATION @ 25°C
OPERATING TEMPERATURE RANGE: 0°C TO +125°C

PARAMETER SYMBOL	REQUIREMENTS		
	MIN	TYP	MAX
Z SPEC @ 4 MHz	5,250	7,000	8,750
DCR(Ω)			0.26
I (mA)			700

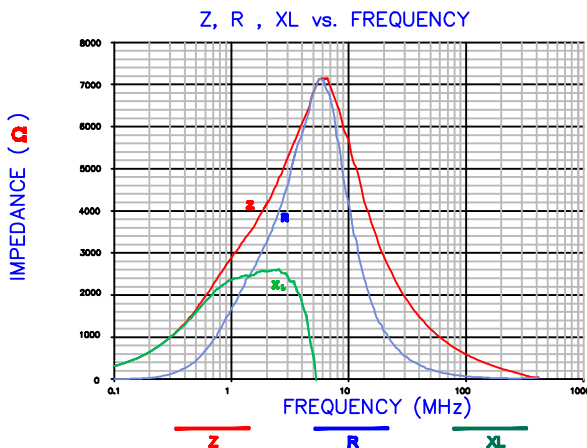
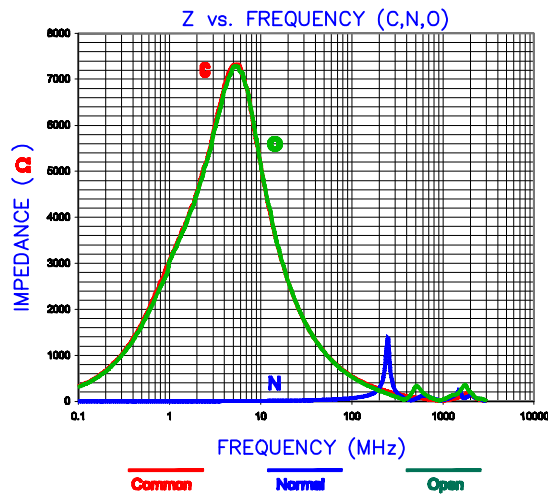


OBSOLETE

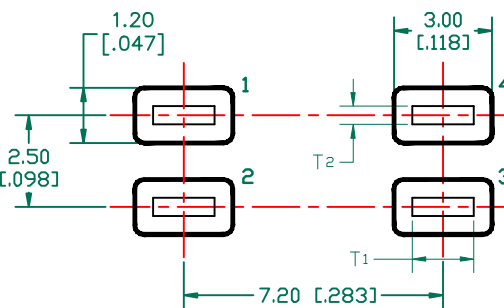


NOTES: UNLESS OTHERWISE SPECIFIED

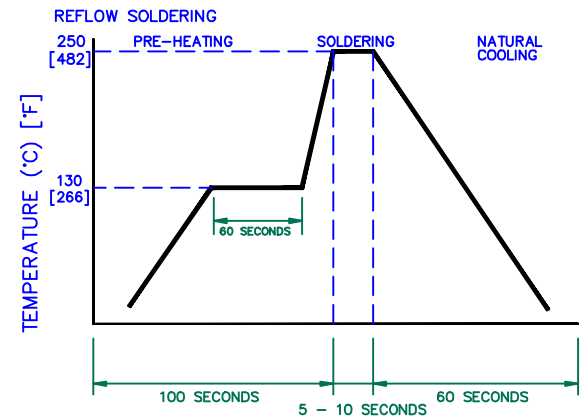
1. TAPED AND REELED ON 13" REELS, 1500 PCS/REEL.
2. OPEN BOTTOM CONSTRUCTION.
3. COMPONENTS SHOULD BE ADEQUATELY PREHEATED BEFORE SOLDERING.



LAND PATTERNS FOR REFLOW SOLDERING



RECOMMENDED SOLDERING CONDITIONS



DIMENSIONS ARE IN mm [INCHES].				THIS DOCUMENT CONTAINS INFORMATION WHICH IS PROPRIETARY AND CONFIDENTIAL TO STEWARD. NO PRODUCTION OR PUBLICATION OF THIS DOCUMENT IN WHOLE OR IN PART SHALL BE MADE WITHOUT WRITTEN AUTHORIZATION FROM STEWARD.			
				Steward Laird			
PROJECT/PART NUMBER:				REV	PART TYPE:	DRAWN BY:	
CM2824E702R-10				B	ASSEMBLY	JRK	
B	UPDATE COMPANY LOGO	11/21/07	JRK	DATE:	05/16/06	SCALE:	NTS
A	ORIGINAL DRAFT	05/16/06	JRK	GAD #		TOOL #	-
REV	DESCRIPTION	DATE	INT	CM2824E702R-10-B		2 of 2	