RF Attenuator

Attenuation Range: 40 dB to 1000 MHz

Model TG9030

100 to 2000 MHz

www.DataSheet4U.com

Features

- 100 MHz to 2000 MHz Typical
- 40 dB Attenuation Range to 1000 MHz
- Operating Temp. - 55 ºC to + 85 ºC
- Screening to the tables of MIL-STD-883 available

Specifications

CHARACTERISTIC	TYPICAL Ta= 25 ºC	MIN/MAX Ta = -55 ºC to +85 ºC
Frequency (MHz)	100 - 2000 MHz	300 - 2000 MHz
Insertion Loss (Vc = 15) (dB)		
100-500 MHz	<2.2	4.0 Max.
500-1000 MHz	<1.8	3.0 Max.
1000-2000 MHz	<2.0	2.5 Max.
Max Attenuation (dB)		
100-500 MHz	<45	40 Min.
500-1000 MHz	<40	35 Min.
1000-2000 MHz	<30	20 Min.
VSWR (Worst Case)		
100-300 MHz	2.0:1	
300-2000 MHz	<2.5:1	3.0:1 Max.
Output		
100-300 MHz	<2.0:1	
300-2000 MHz	<1.75:1	2.0:1 Max.
Flatness over Freq (dB)		
5-500 MHz	±0.5	±3.0 Max.
5-1000 MHz	±1	±2.0 Max.
Bias Power Vdc	+15	+15
mA	8	10 Max.
Control Power Vdc	0 to +15	0 to +15
mA	0 to 6.5	0 to 10 Max.
Switching Speed (nsec) 10% to 90%	<200	400 Max.

Note: Care should always be taken to effectively ground the case of each unit.

Maximum Ratings

Ambient Operating Temperature ..... -55ºC to + 100 ºC
Storage Temperature ..... -62ºC to + 125 ºC
Case Temperature ..... + 125 ºC
DC Voltage ..... + 18 Volts
Continuous RF Input Power ..... + 20 dBm
Short Term RF Input Powe .... 200 Milliwatts (1 Minute Max.)
Maximum Peak Power ..... 1 Watt (3 µsec Max.)

Packaging Options (see Appendix)

TG9030, 5 Pin TO-8 (T5)
TNG9030, 4 Pin Surface Mount (SM3)
BXG9030, Connectorized Housing (H6)

Typical Performance Data

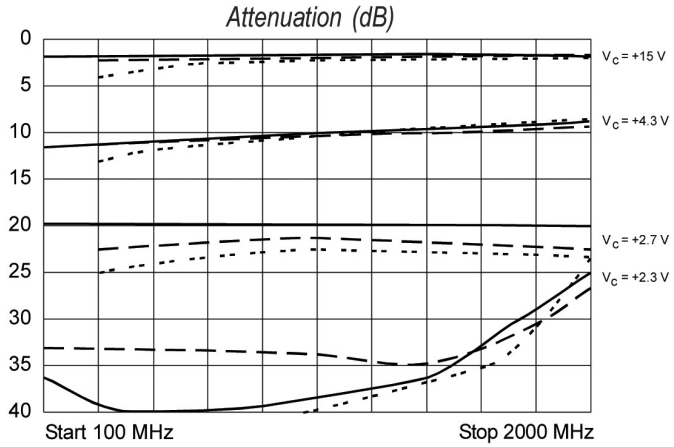

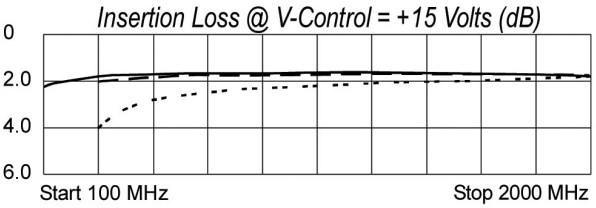

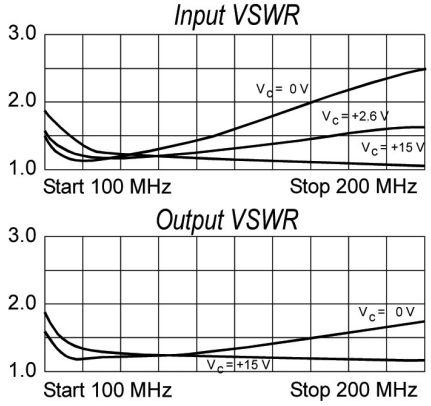

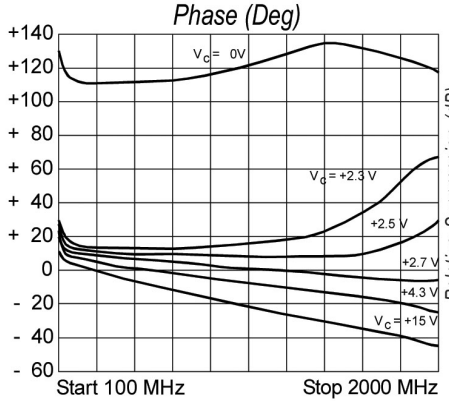

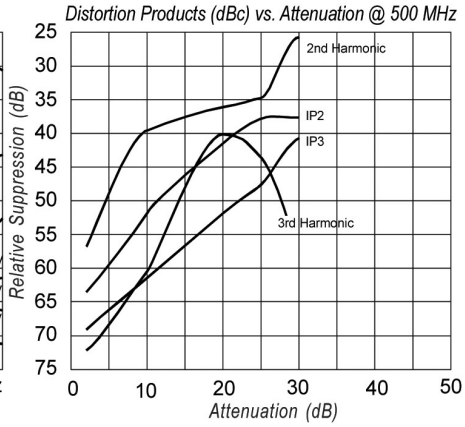

Legend ——— + 25 ºC – – – + 85 ºC - - - - - - -55 ºC

www.DataSheet4U.com