

Features

- Small size, light weight .Low coil power consumption.
- Switching capacity can reach 20A.
- PC board mounting.
- Suitable for household electrical appliance, automation system, electronic equipment, instrument and meter application.
- TV-5、TV-8 Remote control TV receivers, monitor display, audio equipment high and rushing current application.

Ordering Information

JZC-22F S C 5 D DC12V

1 Part number: JZC-22F JZC-22F ₂ JZC-22F ₃	4 Contact Rating: 7A,12A,15A/120VAC 28DC; 6A,7A/220VAC; 6A/250VAC TV-5; (JZC-22F ₂ : 20A/125VAC 28VDC; 10A/220VAC); (JZC-22F ₃ : 20A/125VAC 28VDC; 16A/277VAC TV-8)
2 Enclosure: S: Sealed type; F: Dust cover	5 Coil power consumption: L:0.36W; D:0.45W
3 Contact arrangement: A:1A; B:1B; C:1C	6 Coil rated Voltage(V): DC:3,6,9,12,24,48

Contact Data

Contact Arrangement	1A (SPSTNO)、1B (SPSTNC)、1C (SPDT(B-M))	
Contact Material	Ag·CdO Ag·SnO ₂	
Contact Rating	resistive:5A,12A,15A,20A/120VAC,28VDC; 3A;6A,7A,10A/220VAC ; inductive:10A/250VAC; 15A/28VDC (rushing current 80A) (JZC-22FT only) lamp:TV-5 note:1) 20A/125VDC,28VDC &10A/220VAC JZC-22F ₂ only 2) 20A/125V,28VDC,16A/277VAC&TV-8 JZC-22F ₃ only	
Max. Switching Power	420W 1800VA	Max. Switching Current:20A rushing current 80A
Max. Switching Voltage	110VDC 380VAC	item 3.12 of IEC255-7
Contact Resistance & Voltage drop	≤100mΩ	item 3.30 of IEC255-7
Operation life	Electrical 10 ⁵ Mechanical 10 ⁷	item 3.31 of IEC255-7

Coil Parameter

Dash numbers	Coil voltage VDC		Coil resistance Ω±10%	Pickup voltage VDC(max) (75%of rated voltage)	release voltage VDC(min) (10% of rated voltage)	Coil power consumption W	Operate Time ms	Release Time ms
	Rated	Max.						
003-360	3	3.9	25	2.25	0.3	0.36	≤15	≤5
006-360	6	7.8	100	4.50	0.6			
009-360	9	11.7	225	6.75	0.9			
012-360	12	15.6	400	9.00	1.2			
024-360	24	31.2	1600	18.0	2.4			
048-360	48	62.4	6400	36.0	4.8			
003-450	3	3.9	20	2.25	0.3	0.45	≤15	≤5
006-450	6	7.8	80	4.50	0.6			
009-450	9	11.7	180	6.75	0.9			
012-450	12	15.6	320	9.00	1.2			
024-450	24	31.2	1280	18.0	2.4			
048-450	48	62.4	5120	36.0	4.8			

CAUTION: 1.The use of any coil voltage less than the rated coil voltage will compromise the operation of the relay.
2.Pickup and release voltage are for test purposes only and are not to be used as design criteria.

Solderability 235°C ± 2°C 3 ± 0.5s
 Ambient Temperature -40~70°C (JZC-22F₃:85°C)
 Relative Humidity 85% (at 40°C)
 Mass 13g . 16g(JZC-22F₂) 10g(JZC-22F₃)

IEC68-2-3 Test Ta method 1
 IEC68-2-3 Test Ca

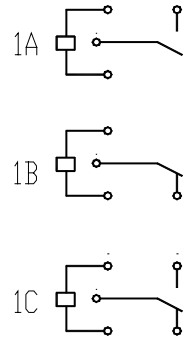
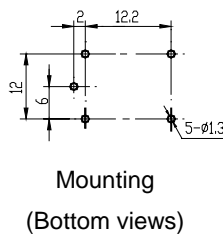
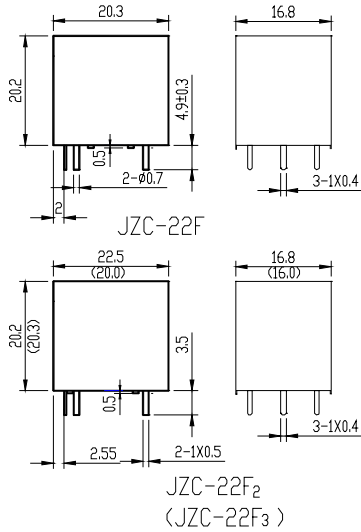
Qualification inspection:

Perform the qualification test as specified in the table IV of IEC255-19-1 and minimum sample size 24.

Safety approvals

Safety approval	UL&CUR	VDE	TüV	CCEE
Load	15A/125VAC,28VDC; TV-5	10A/250VAC 28VDC	6A/250VAC	6A/250VAC

Dimensions (Unit: mm)



Dimensions

	mm	inch
	0.4	0.016
	0.5	0.020
	0.7	0.027
	1.0	0.039
	1.3	0.051
	2.0	0.079
	2.55	0.100
	3.5	0.138
	4.5	0.177
	6.0	0.236
	12.0	0.472
	12.2	0.480
	16.8	0.661
	20.2	0.795
	20.3	0.799
	22.5	0.866

NOTES 1).Dimensions are in millimeter.
 2).Inch equivalents are given for general information only.

Reference Data

