

The **SM04548-47L** is a 450 to 480 MHz solid state GaAs FET amplifier designed for Broadband Wireless Access or any system utilizing spectrum in the 450 MHz band. The amplifier provides 55 dB of linear gain and +47 dBm of output power at P1dB. Our proprietary linearization technique improves the OIP3 by 7 dB. The design provides ultra-linear performance for rigorous system requirements.



Features

- Mis-Match Protected
- Single Power Supply
- Over Voltage Protection
- Thermal Protection with Auto Reset
- Temperature Compensation
- Integral Output Isolator

Options

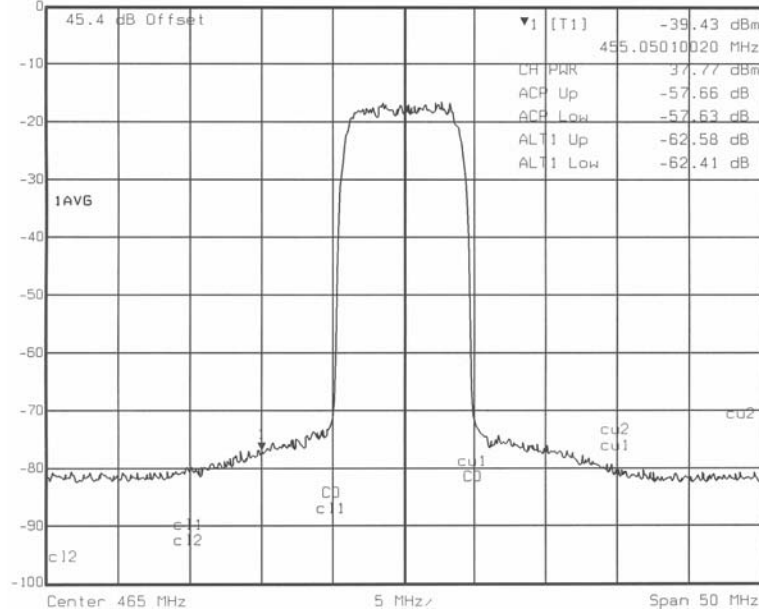
- Reverse Power Detection
- RF Sampling
- Pulse Control up to 1 μ s for TDD with RF Isolation
- Logic On/Off Control
- Integral Heatsink

Configurations

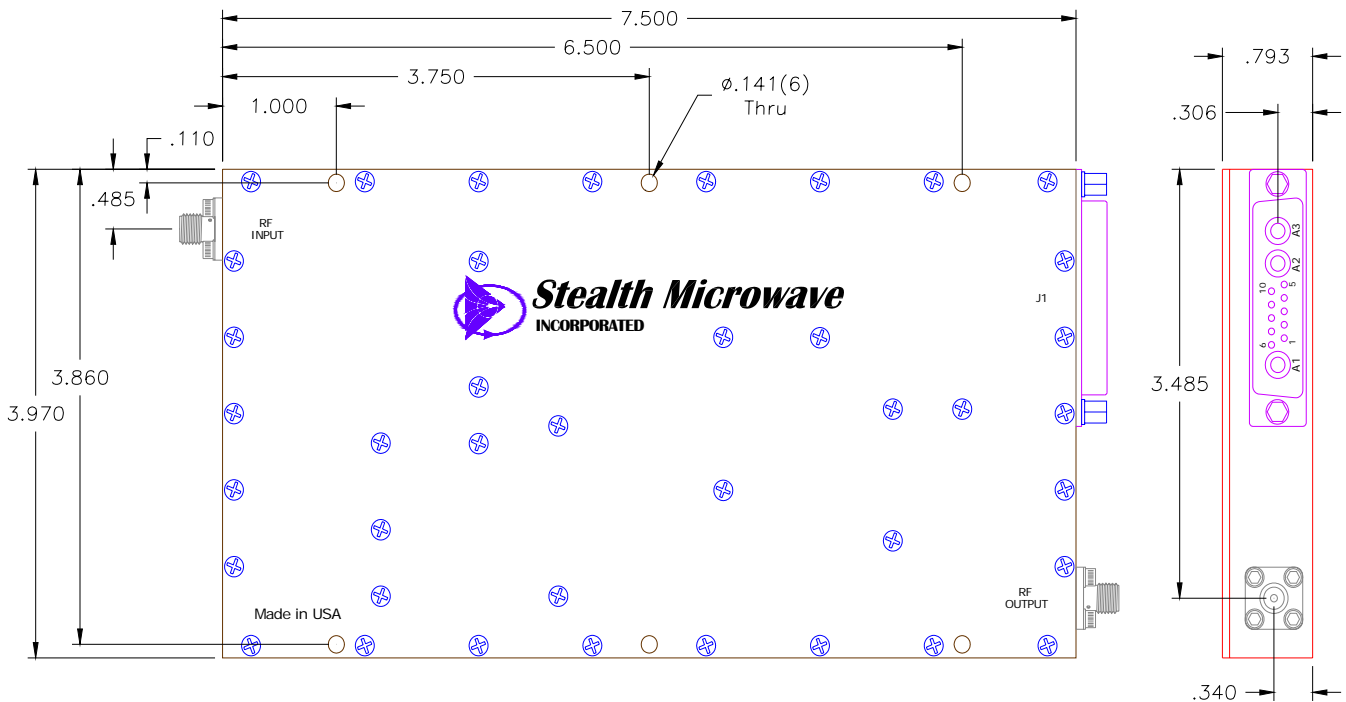
- Module
- 19" Rack

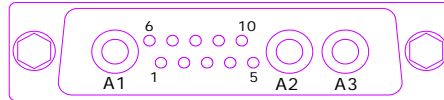
Parameter	Specification
Frequency Range	450 – 480 MHz
Pout (P1dB)	+ 47 dBm (typ.) See p.2 for OFDM output
Third Order Intercept Point	+ 66 dBm
Linear Gain	55 dB \pm 1 dB
Gain Flatness over Full Band	\pm .5 dB
Gain Change over Temperature	\pm .5 dB
Input/Output Return Loss	-16/-18 dB
Power Supply	+ 12 Volts @ 14 A 6.7A when switched @85KHz
Mechanical Dimensions (Without Heatsink) (With Heatsink)	7.5 x 4.0 x .79 inches 7.5 x 5.0 x 3.3 inches
RF Connectors	SMA Female
Operating Temperature	0°C to +55°C
Operating Humidity	95% Non-condensing
Operating Altitude	Up to 10,000 feet above Sea Level

OFDM Performance @ 37.5 dBm (7 MHz BW UMTS-TDD Signal)



DIMENSIONS IN INCHES



J1: 13W3 D-SUB


Pin	Description	Values
RF IN	Input Connector (SMA Female)	- 8 dBm, typical
RF OUT	Output Connector (SMA Female)	+47 dBm @P1dB
1	GND	--
2	Reverse Power Detector	∞ VSWR @ + 38 dBm \approx + 3.0 Volts
3	TTL Logic On/Off	0 Volts = Off, + 5 Volts = On
4	TDD Switching Control	Up to 1 μ s switching speed, RF isolation when off
5 thru 10	GND	--
A1	RF Sample Port	-30dBm sampling output
A2	+12 VDC Supply	+ 12 Volts @ 14 Amperes (typ.)
A3	GND	--

Specifications subject to change without notice.