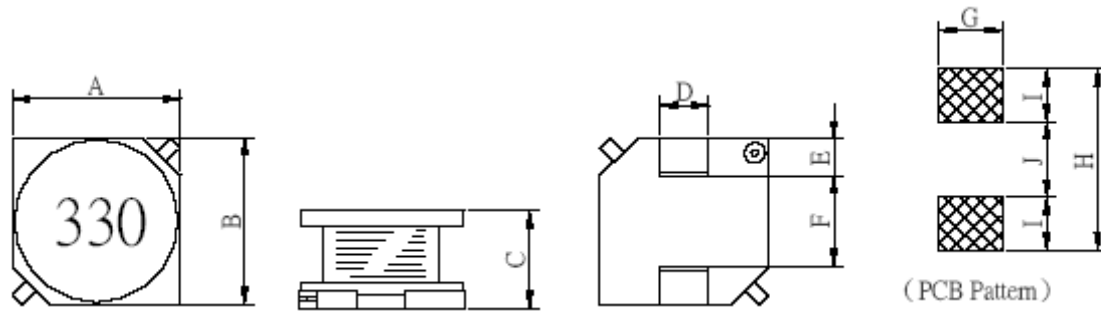


# PNN6028 , PNN7045 , PNN1030 , PNN1045 & PNN1305 SMD Power Inductors Unshielded



C/Severo Ochoa 33 – Parque Tecnológico de Andalucía. 29590 Campanillas .Málaga (Spain) Phone +34 951 231 320 Fax +34 951 231 321  
E-mail: [mar.villarrubia@grupopremo.com](mailto:mar.villarrubia@grupopremo.com) Web <http://www.grupopremo.com>

## 1. Configuration & Dimensions



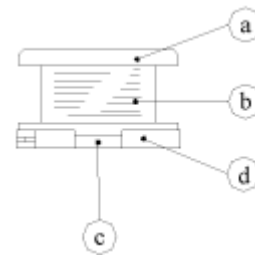
Series	Dimensions [mm]									
	A	B	C	D	E(typ.)	F	G(ref.)	H(ref.)	I(ref.)	J(ref.)
PNN6028	6.0±0.3	6.0±0.3	2.8±0.3	2.0±0.3	1.9	2.2 ref.	2.4	6.7	2.3	2.1
PNN7045	7.0±0.3	7.0±0.3	4.5±0.3	2.0 typ.	1.5	4.0 typ.	2.4	7.8	1.8	4.2
PNN1030	10.0±0.3	10.0±0.3	3.0±0.3	2.4 typ.	2.0	6.0 typ.	2.8	10.4	2.4	5.6
PNN1045	10.0±0.3	10.0±0.3	4.5±0.3	2.4 typ.	2.0	6.0 typ.	2.8	10.4	2.4	5.6
PNN1305	12.7±0.3	12.7±0.3	4.8±0.3	3.0 typ.	2.0	8.6 typ.	3.6	13.6	2.6	8.4

## 2. Schematic Diagram



## 3. Materials

- a.- Core : Ferrite DR Core
- b.- Wire : Enamelled copper wire (class F)
- c.- Terminal : Cu/Ni/Sn
- d.- Base : LCP Base
- e.- Adhesive : Epoxy resin
- f.- Remark : Lead content 200ppm max. include ferrite



# PNN6028 , PNN7045 , PNN1030 , PNN1045 & PNN1305

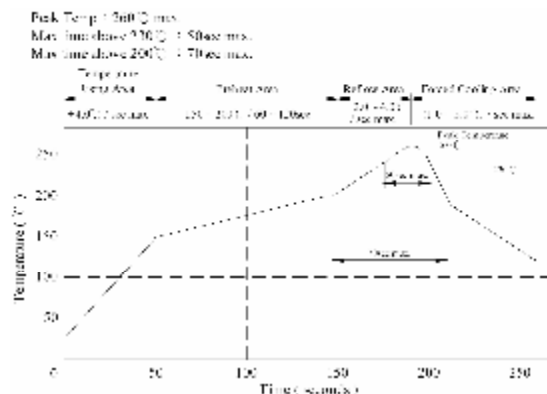
## SMD Power Inductors Unshielded



C/Severo Ochoa 33 – Parque Tecnológico de Andalucía. 29590 Campanillas .Málaga (Spain) Phone +34 951 231 320 Fax +34 951 231 321  
E-mail: [mar.villarrubia@grupopremo.com](mailto:mar.villarrubia@grupopremo.com) Web <http://www.grupopremo.com>

### 4. General Specification

- a.- Temp. rise  $\left\{ \begin{array}{l} 30^{\circ}\text{C max. (PNN1030)} \\ 40^{\circ}\text{C max. (PNN6028,PNN7045,PNN1045,PNN1305)} \end{array} \right.$
- b.- Storage temp. : -40°C ~ +125°C
- c.- Operating temp. : -40°C ~ +125°C  
(Temp. rise included)
- d.- Resistance to solder heat : 260°C. 10 secs



### 5. Electrical Characteristics

#### PNN6028 (1.5μH – 1000μH)

DWG No.	Inductance (mH)	Test Freq. L (KHz)	RDC (Ω) max.	I <sub>rms</sub> (A) max.	I <sub>sat</sub> (A) max.
PNN6028 – 1R5M	1.5±20%	100	0.028	4.00	3.50
PNN6028 – 2R2M	2.2±20%	100	0.030	3.30	2.80
PNN6028 – 3R3M	3.3±20%	100	0.058	2.50	2.30
PNN6028 – 4R7M	4.7±20%	100	0.065	2.20	2.00
PNN6028 – 6R8M	6.8±20%	100	0.085	2.00	1.70
PNN6028 – 100M	10.0±20%	100	0.115	1.70	1.50
PNN6028 – 150M	15.0±20%	100	0.160	1.40	1.15
PNN6028 – 220M	22.0±20%	100	0.210	1.25	0.95
PNN6028 – 330M	33.0±20%	100	0.320	1.00	0.80
PNN6028 – 470K	47.0±10%	100	0.450	0.75	0.70
PNN6028 – 680K	68.0±10%	100	0.650	0.65	0.60
PNN6028 – 101K	100.0±10%	100	0.880	0.52	0.50
PNN6028 – 151K	150.0±10%	100	1.280	0.40	0.38
PNN6028 – 221K	220.0±10%	100	1.920	0.33	0.30
PNN6028 – 331K	330.0±10%	100	2.850	0.28	0.26
PNN6028 – 471K	470.0±10%	100	4.350	0.22	0.21
PNN6028 – 681K	680.0±10%	100	6.500	0.18	0.18
PNN6028 – 102K	1000.0±10%	100	12.500	0.13	0.14

# PNN6028 , PNN7045 , PNN1030 , PNN1045 & PNN1305

## SMD Power Inductors Unshielded



C/Severo Ochoa 33 – Parque Tecnológico de Andalucía. 29590 Campanillas .Málaga (Spain) Phone +34 951 231 320 Fax +34 951 231 321  
E-mail: [mar.villarrubia@grupopremo.com](mailto:mar.villarrubia@grupopremo.com) Web <http://www.grupopremo.com>

### PNN7045 (1.2μH – 1000μH)

DWG No.	Inductance (mH)	Q ref.	Test Freq.		SRF (MHz) typ.	RDC (W) max.	I <sub>rms</sub> (A) max.	I <sub>sat</sub> (A) typ.
			L (KHz)	Q (MHz)				
PNN7045 – 1R2M	1.2±20%	25	100	7.96	90	0.022	3.80	5.00
PNN7045 – 1R5M	1.5±20%	26	100	7.96	109	0.027	3.50	4.50
PNN7045 – 2R2M	2.2±20%	24	100	7.96	79	0.032	3.30	4.00
PNN7045 – 3R3M	3.3±20%	23	100	7.96	47	0.036	2.80	3.70
PNN7045 – 4R7M	4.7±20%	23	100	7.96	38	0.042	2.60	3.40
PNN7045 – 6R8M	6.8±20%	22	100	7.96	35	0.054	2.25	2.70
PNN7045 – 100M	10.0±20%	28	100	2.52	23	0.070	2.00	2.30
PNN7045 – 150M	15.0±20%	24	100	2.52	19	0.086	1.60	1.90
PNN7045 – 220M	22.0±20%	26	100	2.52	18	0.125	1.40	1.62
PNN7045 – 330M	33.0±20%	20	100	2.52	18	0.150	1.22	1.32
PNN7045 – 470K	47.0±10%	21	100	2.52	11	0.230	1.00	1.10
PNN7045 – 680K	68.0±10%	17	100	2.52	11	0.280	0.90	0.92
PNN7045 – 101K	100.0±10%	17	100	0.796	10	0.430	0.75	0.72
PNN7045 – 151K	150.0±10%	17	100	0.796	8	0.580	0.62	0.58
PNN7045 – 221K	220.0±10%	22	100	0.796	6	0.930	0.50	0.48
PNN7045 – 331K	330.0±10%	20	100	0.796	6	1.240	0.42	0.40
PNN7045 – 471K	470.0±10%	20	100	0.796	4	1.850	0.34	0.30
PNN7045 – 681K	680.0±10%	18	100	0.796	4	2.400	0.30	0.26
PNN7045 – 102K	1000.0±10%	48	100	0.252	3	4.000	0.22	0.20

# PNN6028 , PNN7045 , PNN1030 , PNN1045 & PNN1305

## SMD Power Inductors Unshielded



C/Severo Ochoa 33 - Parque Tecnológico de Andalucía. 29590 Campanillas .Málaga (Spain) Phone +34 951 231 320 Fax +34 951 231 321  
E-mail: [mar.villarrubia@grupopremo.com](mailto:mar.villarrubia@grupopremo.com) Web <http://www.grupopremo.com>

### PNN1030 (2.7µH - 1000µH)

DWG No.	Inductance (mH)	Q ref.	Test Freq.		SRF (MHz) typ.	RDC (W) max.	Irms (A) max.	Isat (A) typ.
			L (KHz)	Q (MHz)				
PNN1030 - 2R7M	2.7±20%	13	100	7.96	73.6	0.028	3.00	4.20
PNN1030 - 4R7M	4.7±20%	13	100	7.96	49.5	0.040	2.60	3.50
PNN1030 - 6R8M	6.8±20%	15	100	7.96	38.1	0.052	2.20	2.80
PNN1030 - 100M	10.0±20%	15	100	2.52	33.1	0.064	2.00	2.40
PNN1030 - 150M	15.0±20%	18	100	2.52	25.7	0.100	1.65	1.85
PNN1030 - 220M	22.0±20%	20	100	2.52	22.3	0.145	1.38	1.60
PNN1030 - 330M	33.0±20%	16	100	2.52	16.4	0.200	1.10	1.25
PNN1030 - 470M	47.0±20%	10	100	2.52	14.2	0.270	0.96	1.10
PNN1030 - 680M	68.0±20%	12	100	2.52	12.2	0.360	0.82	0.90
PNN1030 - 101K	100.0±10%	14	100	0.796	9.3	0.540	0.70	0.75
PNN1030 - 151K	150.0±10%	23	100	0.796	7.9	0.700	0.60	0.58
PNN1030 - 221K	220.0±10%	23	100	0.796	6.2	1.150	0.46	0.48
PNN1030 - 331K	330.0±10%	25	100	0.796	5.1	1.700	0.38	0.40
PNN1030 - 471K	470.0±10%	20	100	0.796	3.8	2.250	0.28	0.32
PNN1030 - 681K	680.0±10%	18	100	0.796	3.2	3.300	0.23	0.27
PNN1030 - 102K	1000.0±10%	42	100	0.252	2.5	4.700	0.20	0.23

### PNN1045 (2.7µH - 1000µH)

DWG No.	Inductance (mH)	Q ref.	Test Freq.		SRF (MHz) typ.	RDC (W) max.	Irms (A) max.	Isat (A) typ.
			L (KHz)	Q (MHz)				
PNN1045 - 2R7M	2.7±20%	25	100	7.96	68.7	0.026	4.80	6.20
PNN1045 - 4R5M	4.5±20%	25	100	7.96	44.2	0.033	4.20	5.20
PNN1045 - 6R8M	6.8±20%	22	100	7.96	35.8	0.040	3.50	4.20
PNN1045 - 100M	10.0±20%	26	100	2.52	27.8	0.050	3.20	3.60
PNN1045 - 150M	15.0±20%	26	100	2.52	23.7	0.068	2.50	3.00
PNN1045 - 220M	22.0±20%	22	100	2.52	19.4	0.088	2.20	2.60
PNN1045 - 330M	33.0±20%	20	100	2.52	15.8	0.110	1.90	2.10
PNN1045 - 470M	47.0±20%	21	100	2.52	13.6	0.165	1.60	1.85
PNN1045 - 680M	68.0±20%	21	100	2.52	11.1	0.225	1.30	1.50
PNN1045 - 101K	100.0±10%	14	100	0.796	9.7	0.300	1.10	1.30
PNN1045 - 151K	150.0±10%	16	100	0.796	7.1	0.500	0.85	1.05
PNN1045 - 221K	220.0±10%	15	100	0.796	6.4	0.680	0.72	0.85
PNN1045 - 331K	330.0±10%	12	100	0.796	4.6	0.950	0.62	0.70
PNN1045 - 471K	470.0±10%	12	100	0.796	4.2	1.280	0.52	0.58
PNN1045 - 681K	680.0±10%	13	100	0.796	3.6	1.920	0.43	0.46
PNN1045 - 102K	1000.0±10%	25	100	0.252	2.9	2.700	0.38	0.40

# PNN6028 , PNN7045 , PNN1030 , PNN1045 & PNN1305

## SMD Power Inductors Unshielded



C/Severo Ochoa 33 - Parque Tecnológico de Andalucía. 29590 Campanillas .Málaga (Spain) Phone +34 951 231 320 Fax +34 951 231 321  
E-mail: [mar.villarrubia@grupopremo.com](mailto:mar.villarrubia@grupopremo.com) Web <http://www.grupopremo.com>

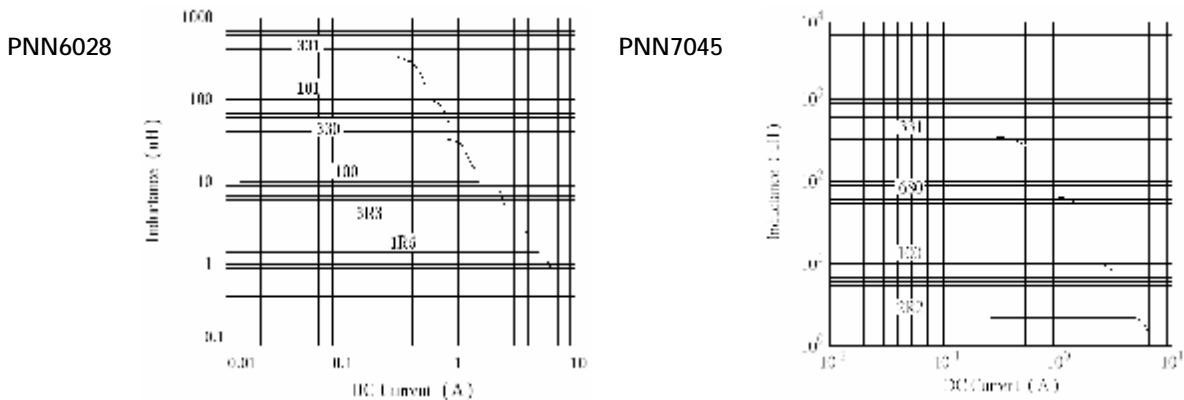
### PNN1305 (2.5µH - 1000µH)

DWG No.	Inductance (mH)	Q ref.	Test Freq.		SRF (MHz) typ.	RDC (mW) max.	I <sub>rms</sub> (A) max.	I <sub>sat</sub> (A) typ.
			L (KHz)	Q (MHz)				
PNN1305 - 2R5	2.5±25%	20	100	7.96	61.0	14	7.20	8.00
PNN1305 - 3R5	3.5±25%	18	100	7.96	43.0	16	6.00	7.00
PNN1305 - 4R6	4.6±25%	20	100	7.96	35.0	18	5.20	6.00
PNN1305 - 6R8	6.8±25%	18	100	7.96	32.0	24	4.30	5.20
PNN1305 - 100M	10.0±20%	25	100	2.52	27.0	37	3.60	4.40
PNN1305 - 150M	15.0±20%	25	100	2.52	24.0	46	3.30	3.70
PNN1305 - 220M	22.0±20%	26	100	2.52	20.0	62	2.90	3.00
PNN1305 - 330M	33.0±20%	22	100	2.52	16.0	85	2.50	2.60
PNN1305 - 470M	47.0±20%	20	100	2.52	13.0	130	1.90	2.00
PNN1305 - 680M	68.0±20%	20	100	2.52	11.0	165	1.65	1.80
PNN1305 - 101K	100.0±10%	18	100	0.796	11.0	255	1.40	1.40
PNN1305 - 151K	150.0±10%	15	100	0.796	8.0	380	1.20	1.15
PNN1305 - 221K	220.0±10%	15	100	0.796	7.0	500	1.00	0.95
PNN1305 - 331K	330.0±10%	10	100	0.796	6.0	700	0.85	0.80
PNN1305 - 471K	470.0±10%	10	100	0.796	4.0	1150	0.67	0.70
PNN1305 - 681K	680.0±10%	10	100	0.796	3.5	1400	0.60	0.58
PNN1305 - 102K	1000.0±10%	32	100	0.252	2.7	2350	0.46	0.47

[Inductance tested at : 0.1V(PNN6028...PNN1045), 10mV(PNN1305)]  
[I<sub>rms</sub> base on temp. rise : 30°C(PNN1030), 40°C(PNN6028,PNN7045,PNN1045,PNN1305)]  
[I<sub>sat</sub> base on ΔL/L0A = 10%(PNN6028...PNN1045), 25%(PNN1305)]

## 6. Curve

### Inductance VS. DC Current Curve



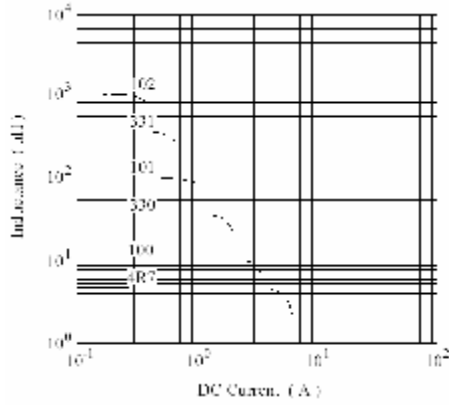
# PNN6028 , PNN7045 , PNN1030 , PNN1045 & PNN1305

## SMD Power Inductors Unshielded

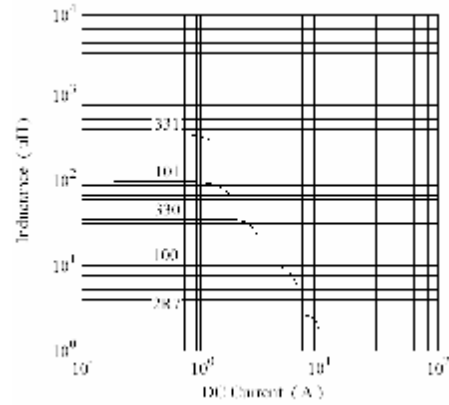


C/Severo Ochoa 33 - Parque Tecnológico de Andalucía. 29590 Campanillas .Málaga (Spain) Phone +34 951 231 320 Fax +34 951 231 321  
E-mail: [mar.villarrubia@grupopremo.com](mailto:mar.villarrubia@grupopremo.com) Web <http://www.grupopremo.com>

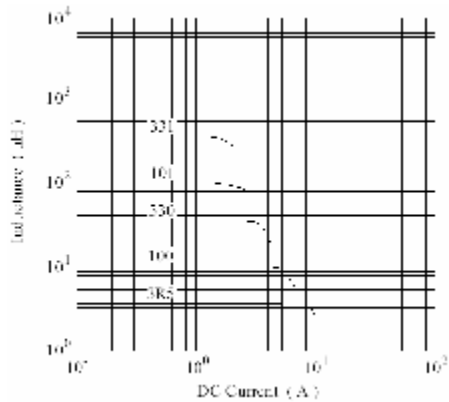
PNN1030



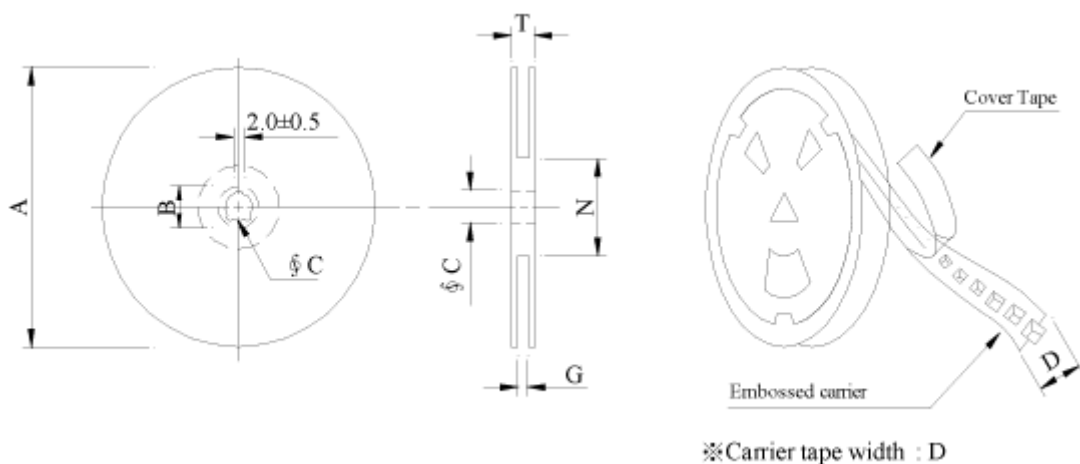
PNN1045



PNN1305



### 7. Packaging Information

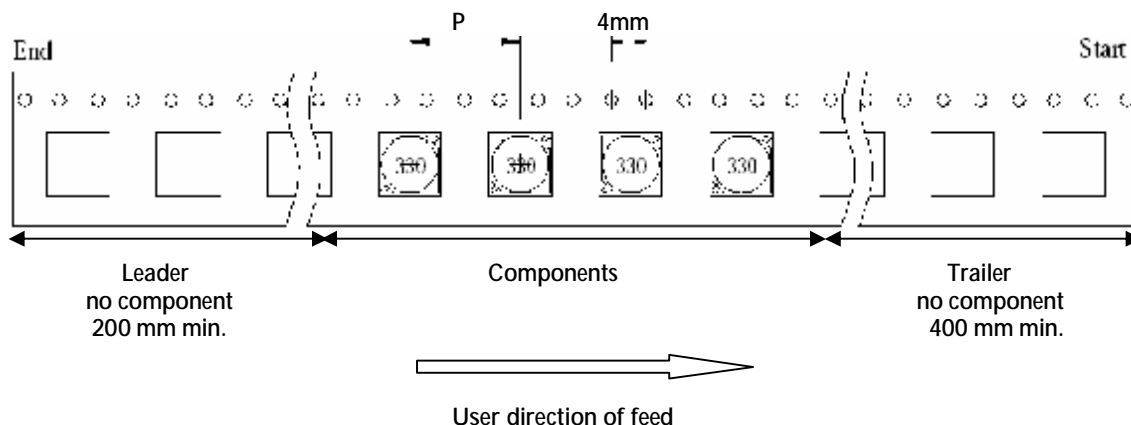


# PNN6028 , PNN7045 , PNN1030 , PNN1045 & PNN1305

## SMD Power Inductors Unshielded



C/Severo Ochoa 33 - Parque Tecnológico de Andalucía. 29590 Campanillas .Málaga (Spain) Phone +34 951 231 320 Fax +34 951 231 321  
E-mail: [mar.villarrubia@grupopremo.com](mailto:mar.villarrubia@grupopremo.com) Web <http://www.grupopremo.com>



(PNN6028, PNN7045 à P = 12mm) (PNN1030, PNN1045, PNN1305 à P = 16mm)

### PNN6028

Style	Dimensions [mm]						
	A	B	C	D	G	N	T
07 - 16	178	21±0.8	13	16	18 <sup>+0</sup>	50 <sup>0</sup>	20.5
13 - 16	330	21±0.8	13±0.5	16	18 <sup>+0</sup>	50 <sup>0</sup>	22.4

### PNN7045

Style	Dimensions [mm]						
	A	B	C	D	G	N	T
13 - 16	330	21±0.8	13±0.5	16	18 <sup>+0</sup>	50 <sup>0</sup>	22.4

### PNN1030, PNN1045 & PNN1305

Style	Dimensions [mm]						
	A	B	C	D	G	N	T
13 - 24	330	21±0.8	13±0.5	24	26 <sup>+0</sup>	50 <sup>0</sup>	30.4

Series	Inner : Reel			Outer : Carton		
	Q'TY(pcs)	G.W.(gw)	Style	Q'TY(pcs)	G.W.(Kg)	Size(cm)
PNN6028	400	300	07 - 16	12,000	10.0	42 x 41 x 24
PNN6028	1,500	1,100	13 - 16	9,000	8.0	40 x 40 x 24
PNN7045	1,000	255	13 - 16	6,000	1.84	40 x 40 x 24
PNN1030	1,000	3,000	13 - 24	4,000	12.0	40 x 40 x 24
PNN1045	700	2,000	13 - 24	2,800	9.0	40 x 40 x 24
PNN1305	600	1,430	13 - 24	2,400	6.8	40 x 40 x 24

# PNN6028 , PNN7045 , PNN1030 , PNN1045 & PNN1305 SMD Power Inductors Unshielded



C/Severo Ochoa 33 – Parque Tecnológico de Andalucía. 29590 Campanillas .Málaga (Spain) Phone +34 951 231 320 Fax +34 951 231 321  
E-mail: [mar.villarrubia@grupopremo.com](mailto:mar.villarrubia@grupopremo.com) Web <http://www.grupopremo.com>

## 8. Labelling



## 9. Reliability Test

Test item	Specification	Test condition						
Solderability	More than 90% of the terminal electrode shall be covered with fresh solder	Preheat : 150±25% for 60 seconds Solder : Sn96.5 / Ag3 / Cu0.5 or equivalent Solder temp. : 235±5°C Flux : Rosin Dip time : 4±1 seconds						
Thermal shock test (Temp. cycle)	Inductance shall not change more than ±20%	<table border="0"> <tr> <td>Room temp. 15 minutes</td> <td>→</td> <td>-25±2°C 30 minutes</td> </tr> <tr> <td>Room temp. 15 minutes</td> <td>→</td> <td>85±2°C 30 minutes</td> </tr> </table> <p>Total : 50 cycles</p>	Room temp. 15 minutes	→	-25±2°C 30 minutes	Room temp. 15 minutes	→	85±2°C 30 minutes
Room temp. 15 minutes		→	-25±2°C 30 minutes					
Room temp. 15 minutes		→	85±2°C 30 minutes					
Humidity Resistance test	Temperature : 40±2°C Humidity : 90 ~ 95% Applied current : Per specifications Time : 500 hours							
High temp. Resistance test	Temperature : 85±2°C Applied current : Per specifications Time : 500 hours							

## 10. Edition Control

Edition	Date	Change description	Made by
1 <sup>st</sup>	31/08/06	Update Specification	Pablo Pozo



---

**PNN6028 , PNN7045 , PNN1030 ,  
PNN1045 & PNN1305**  
**SMD Power Inductors Unshielded**



---

C/Severo Ochoa 33 - Parque Tecnológico de Andalucía. 29590 Campanillas .Málaga (Spain) Phone +34 951 231 320 Fax +34 951 231 321  
E-mail: [mar.villarrubia@grupopremo.com](mailto:mar.villarrubia@grupopremo.com) Web <http://www.grupopremo.com>