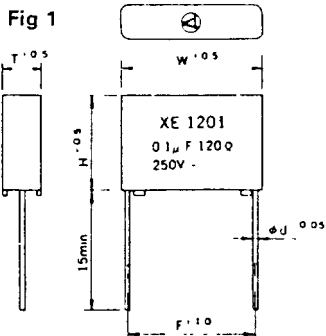
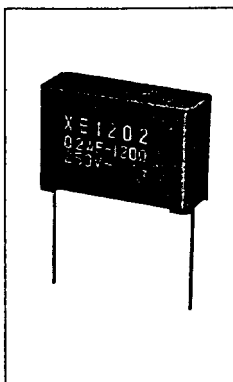


**XE Series**

VDE, SEMKO, DEMKO, NEMKO, UL AND CSA APPROVED



**Dimensions (mm)**

Type	W	H	T	F	d	Fig
XE 12001	17.0	14.0	7.0	15.0	0.6	1
XE 120033	17.5	15.0	8.0	15.0	0.6	1
XE 1201	23.5	17.5	8.5	20.0	0.8	1
XE 1202	30.0	20.0	11.0	27.5	0.8	1

**SPARK QUENCHERS FOR 250V AC**

**TYPE XE**

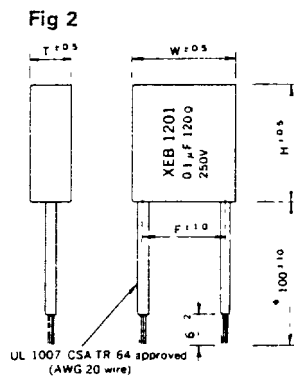
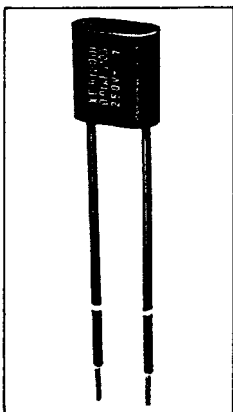
These units have been approved under the safety standards enforced all over the world. They are the smallest 250V units to have been approved under these safety standards, and they can be used not only in equipment destined for export markets but also on the domestic market in all kinds of power line applications in such products as automated equipment and business machines and products.

**TYPE XEB**

The XEB series comes with vinyl cords, and so their functions are many and varied with applications involving direct attachment onto the load. These are high-efficiency units which may be used without discrimination for the domestic market or for export markets.

**XEB Series**

VDE, SEMKO, DEMKO, NEMKO, UL AND CSA APPROVED



**Dimensions (mm)**

Type	W	H	T	F	d	Fig
XEB 12001	16.0	18.0	8.0	12.5	AWG 20	2
XEB 120033	16.0	18.0	8.0	12.5	AWG 20	2
XEB 1201	19.0	23.0	8.5	15.0	AWG 20	2
XEB 1202	21.5	28.0	11.0	17.5	AWG 20	2

**FEATURES**

- High overload capacity
- Non-polarised, so can be used in both AC and DC circuits
- Offer high degree of protection for semiconductor devices such as thyristors and SSRs
- They improve the dv/dt ratio
- Case UL 94-V0 Approved

**Technical Specifications**

Line voltage		250Vrms 50/60Hz			
Test voltage	Line to Line	1200Vrms 50/60Hz 2-5sec			
	Line to Ground	2000Vrms 50/60Hz 60sec			
Insulation resistance	Line to Line	15000 MΩ min (at 20°C 500V DC)			
	Line to Ground	100000 MΩ min (at 20°C 500V DC)			
Peak pulse condition(Max)	Peak to Peak (P-P)	800V max			
	Pulse width	50 msec max			
	Repetitive frequency	120Hz max			
	Pulse width (sec) × Frequency (cycles)	1.5 max	1.0 max	0.45 max	0.15 max
Operation temp range		-40 ~ +85°C			
*Peak pulse voltage (P-P)		1200V			

\*Peak pulse condition is the maximum voltage to be input to both terminals of the Spark Quencher in operation except for line voltage

Type	XE 12001	XE 120033	XE 1201	XE 1202	XEB 12001	XEB 120033	XEB 1201	XEB 1202
Capacitance (μF ±20%)	0.01	0.033	0.1	0.2	0.01	0.003	0.1	0.2
Resistance (Ω ±30%)	120(¼W)	120(¼W)	120(½W)	120(½W)	120(¼W)	120(¼W)	120(½W)	120(½W)