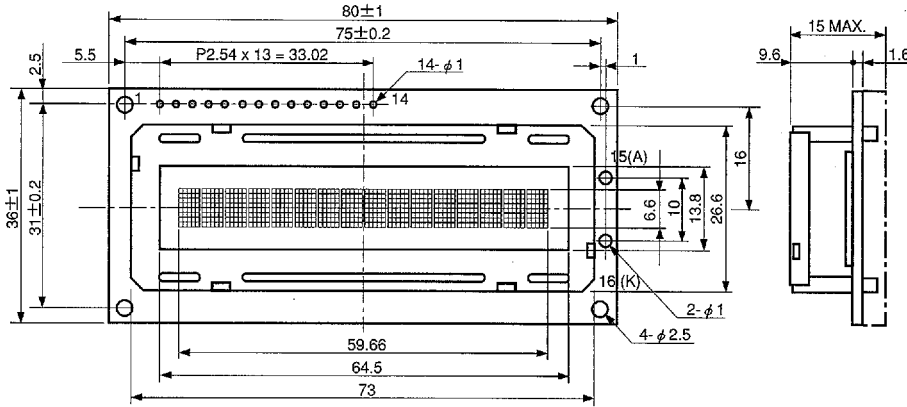
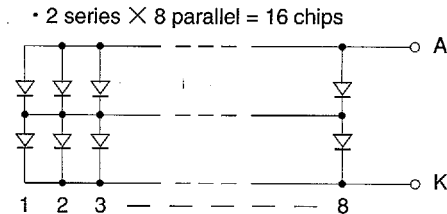


GMD1610FLY With LED backlight

Module Dimensions (LED backlight)

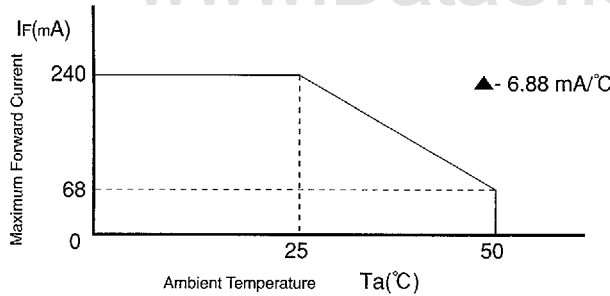


Circuit Diagram of LED Backlight

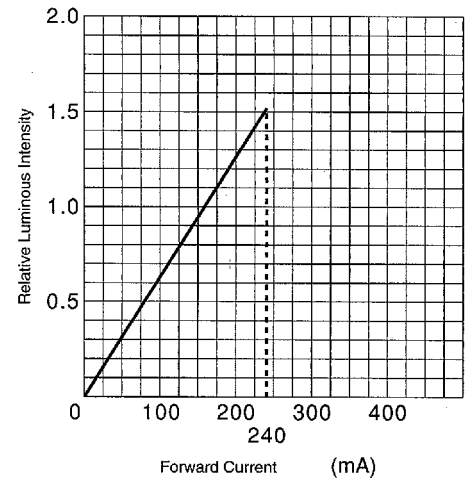


Characteristics of LED Backlight

Maximum Forward Current VS. Ambient Temperature



Relative Luminous Intensity VS. Forward Current



※All the rating and Characteristics of LCD module are specified under the condition for the LED backlight unit to meet the above derating curve.

Absolute Maximum Ratings and Characteristics of LED Backlight

Ta=25°C

Item	Symbol	Absolute Maximum Ratings			Electro-Optical Characteristics								
		Forward Current	Reverse Voltage	Power Dissipation	Forward Voltage		Reverse Current		Luminous Intensity		Peak Wavelength		
					Condition	Condition	Condition	Condition	Condition	Condition			
		IF	VR	Pd	V _F	IR	VR	IV	IF	λp	IF		
Part Number	Rule	MAX.	MAX.	MAX.	TYP.	MAX.	MAX.	MAX.	TYP.	MAX.	TYP.	MAX.	
GMD 1610FLY (Yellow)	PY	240	8	1100	4.3	4.6	160	160	8	85	160	570	160
Unit		mA	V	mW	V		mA	μA	V	cd/m ²	mA	nm	mA

Note: Above specifications should be applied to the LED backlight only.