

## FEATURES

- High Isolation
- $\pm 0.2$  dB Flatness
- 10, 15, 20 dB Coupling Available



MODEL NO.  
DDC09015

Coupler

CPLR

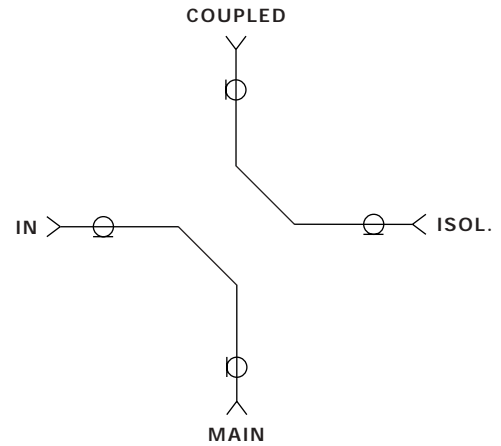
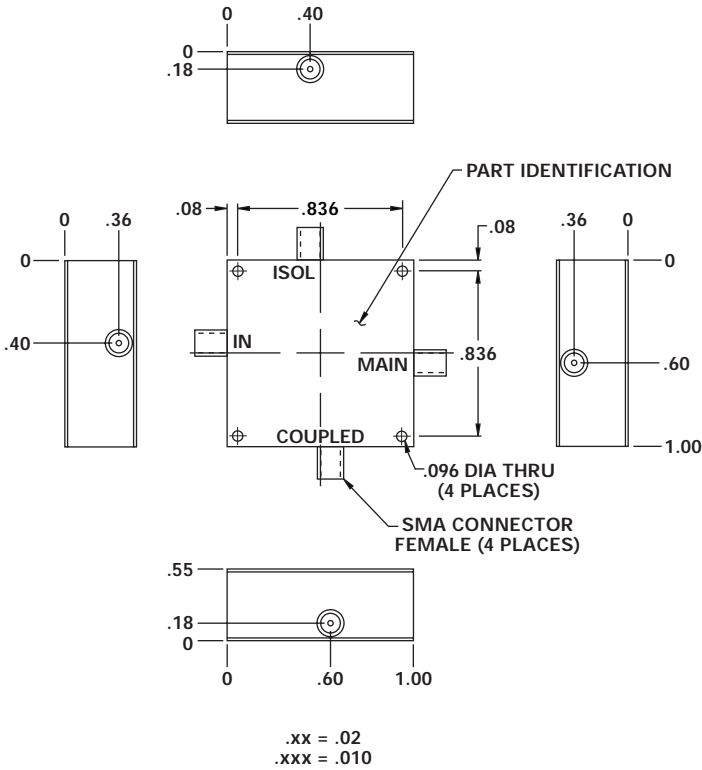
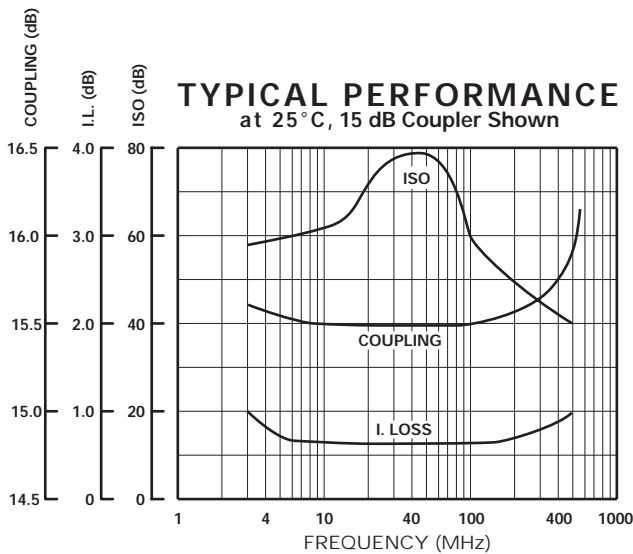


TABLE	
dB	Part Number
10	DDC09010
15	DDC09015
20	DDC09020



## GUARANTEED PERFORMANCE

Parameter	Min	Typ	Max	Units	Conditions
Operating Frequency	10		300	MHz	
Insertion Loss		0.7	0.9	dB	10 - 100 MHz
		1.0	1.4	dB	100 - 300 MHz
Isolation	50	57		dB	10 - 100 MHz
	35			dB	100 - 300 MHz
VSWR		1.15/1	1.3/1		
Impedance		50		OHMS	
Coupling	15.1	15.6	16.1	dB	
Flatness		$\pm 0.2$	$\pm 0.5$	dB	
RF Power			+30	dBm	0.1 dB Compression
			+36	dBm	
Operating Temperature	-55	+25	+85	°C	TA