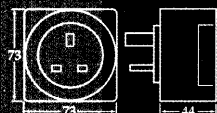
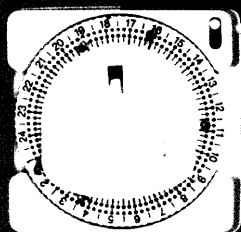
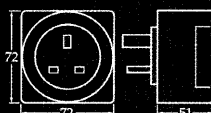




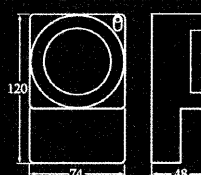
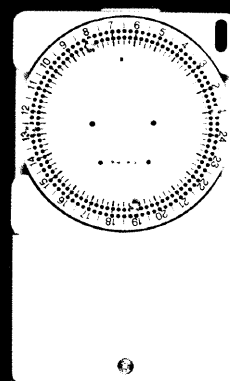
# Consumer Time



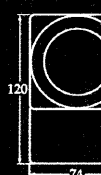
**TS800/820**



**TS830/840**



**TS900**



**TS930**

**NEW**

**An unrivalled range of time controllers for economy and security applications. Plug-in control for all 13 amp appliances and lamps.**

## TS830 24 Hour Segment Time Controller

Easily set by its captive segment dial this time controller will automatically switch appliances ON and OFF at pre-set times over a 24 hour cycle, with a maximum of 96 switchings per day.

### Benefits

- Easy to use segment setting dial.
- Simple to programme and operate.
- Plug-in control for all 13 amp appliances & lamps.
- Manual override.
- 15 minute minimum switching interval which can be increased in 15 minute steps.
- Controls plug-in electrical appliances up to 3kW.

## TS840 7 Day Segment Time Controller

The TS840 has all the features and benefits of the TS830 plus the switching patterns vary from day to day over the period of a week, with a maximum of 84 switchings per week and 2 hour minimum switching intervals which can be increased in 2 hour steps.

## TS900 24 Hour Immersion Heater Time Controller

Economical and convenient the TS900 has been specially designed for installation with both new and existing immersion heater systems. Incorporating ON/OFF switching programmes plus manual override for instant on/off switching.

### Benefits

- For total control of your hot water.
- Switches ON and OFF at preset times.
- Easy to use setting pins.
- 30 minute minimum switching interval which can be increased in 15 minute steps.
- Manual override.
- Integral thermal fuse for extra protection.

## TS930 24 Hour Segment Immersion Heater Time Controller

The TS930 has all the features and benefits of the TS900 time controller plus an easy setting captive segment setting dial and a 15 minute minimum switching interval which can be increased in 15 minute steps.

## TS820 7 Day Plug-In Time Controller

The TS820 plugs straight into a wall socket for security, convenience and economy applications. The unit will repeat the same switching patterns over each 24 hour period.

### Benefits

- Plug-in control for all 13 amp appliances & lamps.
- Switches appliances ON and OFF at preset times.
- Easy to use setting pins.
- 30 minute minimum switching interval which can be increased in 15 minute steps.
- Controls plug-in electrical appliances up to 3kW.

## TS820 7 Day Plug-In Time Controller

The TS820 has all the features and benefits of the TS800 plus the switching patterns vary from day to day over the period of a week with a 4 hour minimum switching interval which can be increased in 2 hour steps.

## TS880 Plug-In Time Controller Twin Pack

The popular TS800 24 hour plug-in time controller is also available in a special value twin-pack.

## TS860 Plug-In Segment Time Controller Twin Pack

The easy set TS830 24 hour segment time controller is also available in a special value twin pack.

### SPECIFICATIONS

	TS800	TS820	TS830	TS840	TS900	TS930
<b>Timer Mode</b>	24 Hour					
	7 Day					
<b>Setting Type</b>	Pins					
	Segments					
<b>Operating Voltage</b>	220 - 240V AC 50 Hz					
<b>Switch Rating 240V AC</b>	13 amp Resistive (3kW)					
	5 amp Inductive					
<b>Operating Temperature</b>	0 - 40 °C					
	0 - 50 °C					
<b>Conforms To Directives</b>	73/23/EEC					
	89/336/EEC					
<b>Dimensions (mm)</b>	Height	73	72	72	120	120
	Width	73	72	72	74	74
	Depth	44	51	51	48	48

Note: Not to be used with fluorescent or low energy lighting. Can be used with filament lighting up to 400W. Cannot be used with discharge lighting (e.g. SON and Metal Halide).