

DC/DC CONVERTERS

LOW COST, DUAL-IN-LINE PACKAGE

FEATURES

- LOW COST
- INDUSTRY-STANDARD PACKAGE
- SINGLE AND DUAL OUTPUTS
- 24-PIN DIP PACKAGE
- BUILT-IN STANDOFFS
- INTERNAL INPUT AND OUTPUT FILTERING

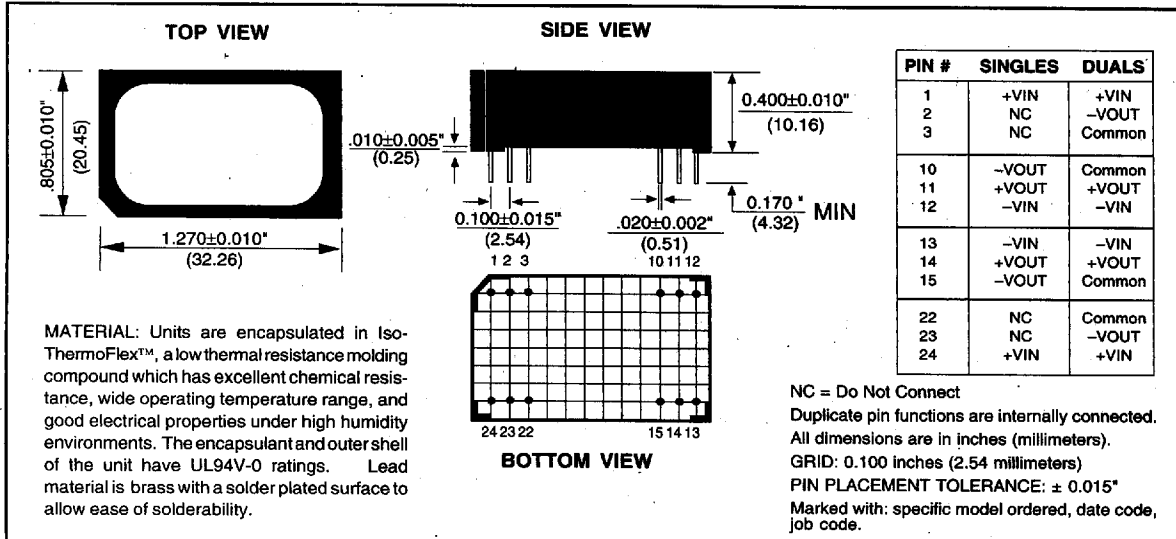
DESCRIPTION

The PWR12XX Series offers a broad line of low-cost, high-performance, unregulated, single and dual output DC/DC converters in a 24-pin DIP package. These miniature converters offer better performance and lower cost in industry-standard packages and pin-outs. The PWR12XX Series is internally filtered. No external parts are necessary. Surface mounted components and Iso-ThermoFlex™

encapsulant allow for superior reliability, excellent thermal dissipation, and an extended temperature range of -25°C to +85°C at no extra cost.

The PWR12XX Series is ideal for use on high-density PC boards where isolated, unregulated, power is needed. Standoffs allow for PC board cleaning, helping preserve isolation. They also allow for visual inspection of solder joints.

MECHANICAL



ELECTRICAL SPECIFICATIONS

Specifications typical at $T_A = +25^\circ\text{C}$, nominal input voltage, and rated output current unless otherwise noted.

MODEL	NOMINAL INPUT VOLTAGE (VDC)	RATED OUTPUT VOLTAGE (VDC)	RATED OUTPUT CURRENT (MA)	INPUT CURRENT		REFLECTED RIPPLE CURRENT (MAP-P)
				NO LOAD (MA)	RATED LOAD (MA)	
PWR1200	5	5	600	30	800	45
PWR1201	5	12	250	30	800	45
PWR1202	5	15	200	30	800	45
PWR1203	5	± 5	± 300	30	800	45
PWR1204	5	± 12	± 125	30	800	45
PWR1205	5	± 15	± 100	30	800	45
PWR1206	12	5	600	30	330	25
PWR1207	12	12	250	30	330	25
PWR1208	12	15	200	30	330	25
PWR1209	12	± 5	± 300	30	330	25
PWR1210	12	± 12	± 125	30	330	25
PWR1211	12	± 15	± 100	30	330	25
PWR1212	15	5	600	30	265	20
PWR1213	15	12	250	30	265	20
PWR1214	15	15	200	30	265	20
PWR1215	15	± 5	± 300	30	265	20
PWR1216	15	± 12	± 125	30	265	20
PWR1217	15	± 15	± 100	30	265	20
PWR1218	24	5	600	30	165	20
PWR1219	24	12	250	30	165	20
PWR1220	24	15	200	30	165	20
PWR1221	24	± 5	± 300	30	165	20
PWR1222	24	± 12	± 125	30	165	20
PWR1223	24	± 15	± 100	30	165	20
PWR1240	5	9	333	30	800	45
PWR1241	12	9	333	30	330	25
PWR1242	15	9	333	30	265	20
PWR1243	24	9	333	30	165	20

COMMON SPECIFICATIONS

Specifications typical at $T_A = +25^\circ\text{C}$, nominal input voltage, and rated output current unless otherwise noted.

PARAMETER	CONDITIONS	MIN	TYP	MAX	UNITS
INPUT Voltage Range		4.5	5	5.5	VDC
		10.8	12	13.2	VDC
		13.5	15	16.5	VDC
		21.6	24	26.4	VDC
ISOLATION Rated Voltage Test Voltage Resistance Capacitance Leakage Current		500			VDC
	60 Hz, 10 Seconds	500			Vpk
			10		GΩ
			90		pF
	$V_{ISO} = 240\text{VAC}, 60\text{HZ}$		10		μAms
OUTPUT Rated Power Voltage Setpoint Accuracy Temperature Coefficient Ripple and Noise (BW = DC to 20MHz) Voltage Line Regulation Load	Rated Load, Nominal V_{IN}		3	± 5	W
			± 3		%
			± 0.02		%/ $^\circ\text{C}$
	No External Components		150		mVp-p
	10μF Across Each Output		10		mVrms
	10μF Across Each Output		30		mVp-p
	No Load, $V_{OUT} = +5\text{V}$			7	VDC
	No Load, $V_{OUT} = \pm 12\text{V}$			± 15	VDC
	No Load, $V_{OUT} = \pm 15\text{V}$			± 18	VDC
				1.2	%/ $\%V_{IN}$
	No Load To Rated Load		6	%	
GENERAL Package Weight Switching Frequency MTTF per MIL-HDBK-217, Rev E* Efficiency			12		g
			150		kHz
	Circuit Stress Method		700		kHr
			75		%
TEMPERATURE Specification Operation Storage		-25	+25	+85	$^\circ\text{C}$
		-40		+125	$^\circ\text{C}$
		-40		+125	$^\circ\text{C}$

* For demonstrated MTTT results reference Power Convertibles' Reliability Report PWR1205

ABSOLUTE MAXIMUM RATINGS

Output Short-Circuit Duration:	Momentary
Internal Power Dissipation	1.3W
Lead Temperature (Soldering, 10 seconds max)	+300°C

APPLICATION NOTES

UNBALANCED LOADS

Unbalanced loads may be used on dual output models with either side providing up to its rated current. Output voltages, by design, will track each other in an unbalanced state within $\pm 10\%$ of one another.

OUTPUT NOISE

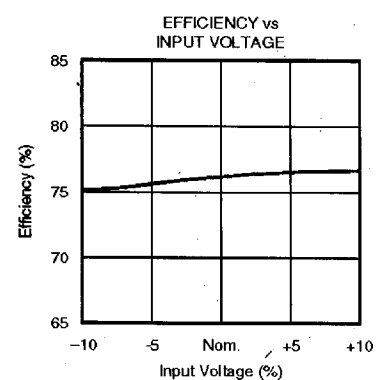
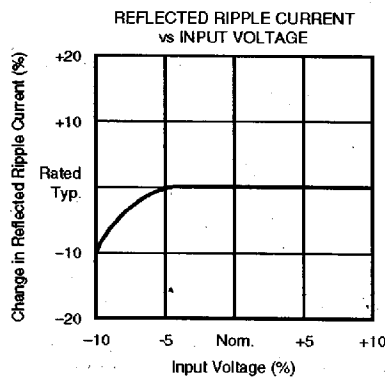
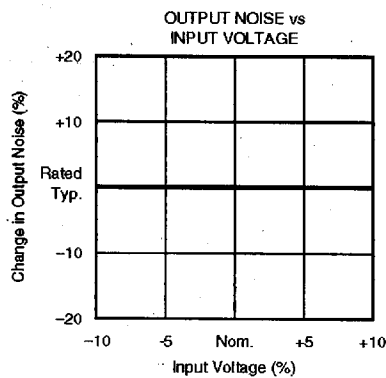
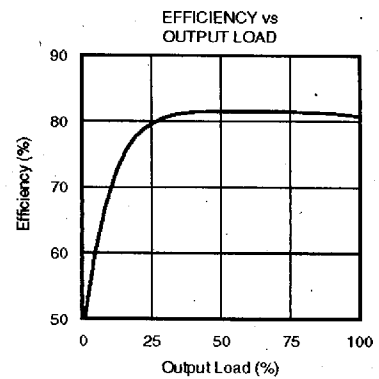
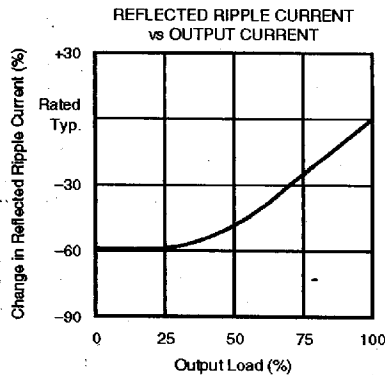
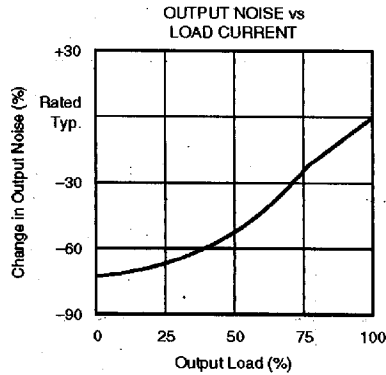
Output noise can be reduced to 30mVp-p, typically, by adding a 10 μ F tantalum capacitor with an equivalent series resistance (ESR) of less than 150m Ω at 10kHz across each output.

ORDERING INFORMATION

Device Family _____	PWR	12XX	/H
PWR Indicates DC/DC converter			
Model Number _____			
Selected from Table of Electrical Characteristics			
Screening Option _____			

TYPICAL PERFORMANCE CURVES

T_A = +25°C, Rated Input Voltage, Rated Output Current unless otherwise noted.



TYPICAL PERFORMANCE CURVES (CONT)

$T_A = +25^\circ\text{C}$, Rated Input Voltage, Rated Output Current unless otherwise noted.

