

2–16 GHz Low Noise Gallium Arsenide FET

Technical Data

ATF-13736

Features

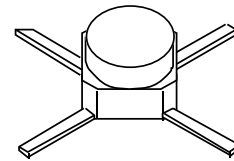
- **Low Noise Figure:**
1.8 dB Typical at 12 GHz
- **High Associated Gain:**
9.0 dB Typical at 12 GHz
- **High Output Power:**
17.5 dB Typical at 12 GHz
- **Cost Effective Ceramic Microstrip Package**
- **Tape-and-Reel Packaging Option Available^[1]**

Description

The ATF-13736 is a high performance gallium arsenide Schottky-barrier-gate field effect transistor housed in a cost effective microstrip package. Its noise figure makes this device appropriate for use in the gain stages of low noise amplifiers operating in the 2-16 GHz frequency range.

This GaAs FET device has a nominal 0.3 micron gate length with a total gate periphery of

36 micro-X Package



250 microns. Proven gold based metallization systems and nitride passivation assure a rugged, reliable device.

Electrical Specifications, $T_A = 25^\circ\text{C}$

Symbol	Parameters and Test Conditions	Units	Min.	Typ.	Max.	
NF _O	Optimum Noise Figure: $V_{DS} = 2.5\text{ V}$, $I_{DS} = 20\text{ mA}$	$f = 8.0\text{ GHz}$	dB		1.5	2.2
		$f = 12.0\text{ GHz}$	dB		1.8	
		$f = 14.0\text{ GHz}$	dB		2.1	
G _A	Gain @ NF _O : $V_{DS} = 2.5\text{ V}$, $I_{DS} = 20\text{ mA}$	$f = 8.0\text{ GHz}$	dB	8.0	11.5	
		$f = 12.0\text{ GHz}$	dB		9.0	
		$f = 14.0\text{ GHz}$	dB		7.0	
P _{1dB}	Power Output @ 1 dB Gain Compression: $V_{DS} = 4\text{ V}$, $I_{DS} = 40\text{ mA}$	$f = 12.0\text{ GHz}$	dBm		17.5	
G _{1dB}	1 dB Compressed Gain: $V_{DS} = 4\text{ V}$, $I_{DS} = 40\text{ mA}$	$f = 12.0\text{ GHz}$	dB		8.5	
g _m	Transconductance: $V_{DS} = 2.5\text{ V}$, $V_{GS} = 0\text{ V}$		mmho	25	55	
I _{DSS}	Saturated Drain Current: $V_{DS} = 2.5\text{ V}$, $V_{GS} = 0\text{ V}$		mA	40	50	90
V _P	Pinch-off Voltage: $V_{DS} = 2.5\text{ V}$, $I_{DS} = 1\text{ mA}$		V	-4.0	-1.5	-0.5

Note:

1. Refer to PACKAGING section "Tape-and-Reel Packaging for Surface Mount Semiconductors".

ATF-13736 Absolute Maximum Ratings

Symbol	Parameter	Units	Absolute Maximum ^[1]
V_{DS}	Drain-Source Voltage	V	+5
V_{GS}	Gate-Source Voltage	V	-4
V_{GD}	Gate-Drain Voltage	V	-6
I_{DS}	Drain Current	mA	I_{DSS}
P_T	Power Dissipation ^[2,3]	mW	225
T_{CH}	Channel Temperature	°C	175
T_{STG}	Storage Temperature ^[4]	°C	-65 to +175

Thermal Resistance: $\theta_{jc} = 400^\circ\text{C/W}$; $T_{CH} = 150^\circ\text{C}$
Liquid Crystal Measurement: $1\ \mu\text{m}$ Spot Size^[5]

Part Number Ordering Information

Part Number	Devices Per Reel	Reel Size
ATF-13736-TR1	1000	7"
ATF-13736-STR	10	strip

ATF-13736 Noise Parameters: $V_{DS} = 2.5\ \text{V}$, $I_{DS} = 20\ \text{mA}$

Freq. GHz	NF ₀ dB	Γ_{opt}		R _N /50
		Mag	Ang	
4.0	1.1	.71	102	.10
6.0	1.3	.55	147	.07
8.0	1.5	.46	-144	.19
12.0	1.8	.50	-40	.88
14.0	2.1	.52	-2	1.17

ATF-13736 Typical Performance, $T_A = 25^\circ\text{C}$

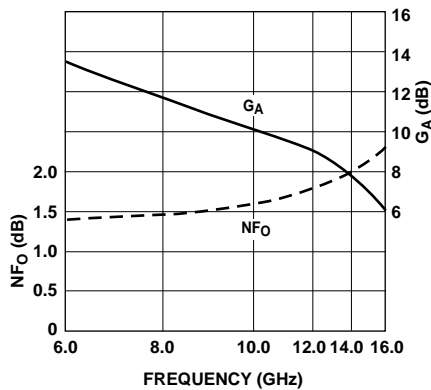


Figure 1. Optimum Noise Figure and Associated Gain vs. Frequency.
 $V_{DS} = 2.5\ \text{V}$, $I_{DS} = 20\ \text{mA}$, $T_A = 25^\circ\text{C}$.

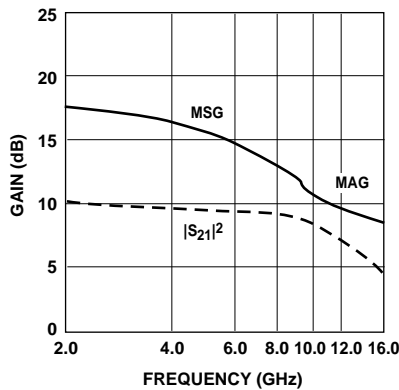


Figure 2. Insertion Power Gain, Maximum Available Gain and Maximum Stable Gain vs. Frequency.
 $V_{DS} = 2.5\ \text{V}$, $I_{DS} = 20\ \text{mA}$.

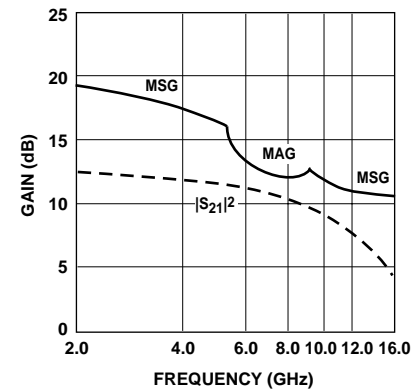


Figure 3. Insertion Power Gain, Maximum Available Gain and Maximum Stable Gain vs. Frequency.
 $V_{DS} = 4\ \text{V}$, $I_{DS} = 40\ \text{mA}$.

Notes:

1. Permanent damage may occur if any of these limits are exceeded.
2. $T_{CASE\ TEMPERATURE} = 25^\circ\text{C}$.
3. Derate at $2.5\ \text{mW}/^\circ\text{C}$ for $T_{CASE} > 85^\circ\text{C}$.
4. Storage above $+150^\circ\text{C}$ may tarnish the leads of this package making it difficult to solder into a circuit. After a device has been soldered into a circuit, it may be safely stored up to 175°C .
5. The small spot size of this technique results in a higher, though more accurate determination of θ_{jc} than do alternate methods. See MEASUREMENTS section for more information.

Typical Scattering Parameters, Common Emitter, $Z_O = 50 \Omega$, $T_A = 25^\circ\text{C}$, $V_{DS} = 2.5 \text{ V}$, $I_{DS} = 20 \text{ mA}$

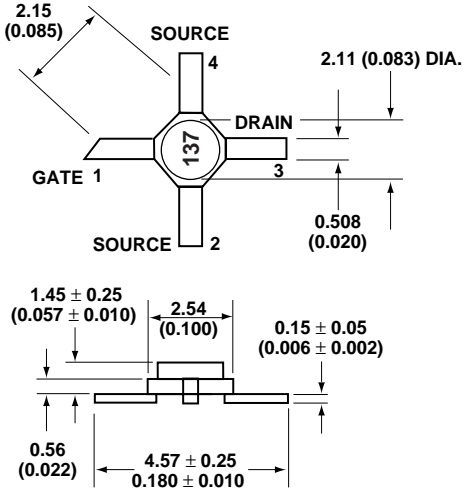
Freq. GHz	S_{11}		S_{21}			S_{12}			S_{22}	
	Mag.	Ang.	dB	Mag.	Ang.	dB	Mag.	Ang.	Mag.	Ang.
2.0	.94	-46	11.0	3.56	128	-26.4	.048	55	.59	-36
3.0	.86	-70	10.2	3.23	109	-25.2	.055	40	.57	-47
4.0	.84	-90	9.8	3.08	91	-23.1	.070	31	.56	-55
5.0	.77	-110	9.6	3.02	69	-20.9	.090	18	.52	-63
6.0	.68	-135	9.9	3.14	51	-19.3	.109	7	.47	-75
7.0	.59	-170	9.9	3.13	24	-18.0	.126	-12	.39	-92
8.0	.54	149	9.5	2.99	-1	-17.6	.132	-27	.30	-112
9.0	.56	112	8.8	2.75	-22	-16.9	.143	-43	.19	-121
10.0	.58	86	8.1	2.53	-43	-16.4	.152	-58	.11	-140
11.0	.60	63	7.6	2.41	-66	-16.5	.149	-73	.09	92
12.0	.64	39	7.0	2.24	-90	-17.1	.140	-81	.15	47
13.0	.68	20	6.4	2.08	-106	-17.6	.132	-90	.19	21
14.0	.70	9	6.0	1.99	-130	-18.0	.126	-97	.19	-3
15.0	.72	-1	5.2	1.83	-145	-18.2	.123	-111	.15	-26
16.0	.74	-17	4.6	1.70	-177	-18.4	.120	-129	.11	-34

Typical Scattering Parameters, Common Emitter, $Z_O = 50 \Omega$, $T_A = 25^\circ\text{C}$, $V_{DS} = 4 \text{ V}$, $I_{DS} = 40 \text{ mA}$

Freq. GHz	S_{11}		S_{21}			S_{12}			S_{22}	
	Mag.	Ang.	dB	Mag.	Ang.	dB	Mag.	Ang.	Mag.	Ang.
2.0	.88	-44	13.5	4.73	130	-26.4	.048	64	.67	-28
3.0	.76	-68	13.0	4.47	107	-24.9	.057	52	.61	-39
4.0	.68	-90	12.4	4.19	86	-22.5	.075	39	.57	-46
5.0	.56	-113	12.0	4.00	66	-21.0	.089	32	.52	-52
6.0	.42	-145	11.8	3.90	44	-19.8	.102	21	.44	-61
7.0	.37	161	11.5	3.74	20	-18.6	.117	9	.31	-75
8.0	.47	116	10.5	3.36	-3	-17.9	.128	-5	.17	-95
9.0	.57	90	9.4	2.96	-23	-17.2	.138	-19	.05	-143
10.0	.63	70	8.9	2.77	-41	-17.4	.135	-28	.06	128
11.0	.69	51	7.9	2.47	-63	-17.7	.131	-39	.17	100
12.0	.77	33	7.1	2.26	-82	-18.0	.126	-52	.26	75
13.0	.82	21	6.0	2.00	-101	-18.6	.118	-65	.35	62
14.0	.85	13	5.4	1.86	-117	-19.2	.110	-75	.39	54
15.0	.83	1	4.8	1.73	-134	-19.7	.104	-83	.41	49
16.0	.81	-17	4.4	1.65	-154	-19.8	.102	-103	.42	41

A model for this device is available in the DEVICE MODELS section.

36 micro-X Package Dimensions



Notes:

1. Dimensions are in millimeters (inches)
2. Tolerances: in .xxx = ± 0.005
mm .xx = ± 0.13

www.hp.com/go/rf

For technical assistance or the location of your nearest Hewlett-Packard sales office, distributor or representative call:

Americas/Canada: 1-800-235-0312 or 408-654-8675

Far East/Australasia: Call your local HP sales office.

Japan: (81 3) 3335-8152

Europe: Call your local HP sales office.

Data subject to change.
Copyright © 1998 Hewlett-Packard Co.

Obsoletes 5965-8722E
Printed in U.S.A. 5967-5771E (5/98)