


# TTR-1A23

## Connectorized High-speed VCSEL

### FEATURES:

- Industry standard connector of metallic ST\*-type receptacle.
- Pre-aligned for multi-mode fiber communication.
- High stability to temperature variation.
- Solution of 10/100/622/1250 Mbps applications.
- LED transmitter alternative.



### ELECTRO-OPTICAL CHARACTERISTICS:

PARAMETERS	SYMBOL	MIN	TYP	MAX	UNIT	TEST CONDITIONS <sup>(1)</sup>
Threshold Current	$I_{th}$		3	6	mA	
Fiber Coupled Power (50/125, 62.5/125 $\mu$ m MMF) <sup>(2)</sup>	$P_o$	-4 -9.5 -17		2 -4 -12	dBm	$I_F=12$ mA <sup>(3)</sup>
Slope Efficiency	$\eta$		0.1		mW/mA	$I_F=12$ mA <sup>(4)</sup>
Wavelength	$\lambda_p$	830	850	860	nm	$I_F=12$ mA
Spectral Width (RMS)	$\Delta\lambda$			0.85	nm	$I_F=12$ mA
Transverse Mode Number		2	3	4		$I_F=12$ mA
Forward Voltage	$V_F$	1.7	1.9	2.3	V	$I_F=12$ mA
Breakdown voltage	$V_{BD}$	10	15		V	$I_R=10$ $\mu$ A
Rise/Fall Time (20%~80%)	$T_R/T_F$		130/200		ps	$T_A=25^\circ$ C, Extinction Ratio > 10dB

Notes:

1. All parameters except mentioned are measured at  $I_F=12$  mA,  $25^\circ$ C, CW.
2. TTR-1A22 is product type specified for 50/125 $\mu$ m MMF, and TTR-1A23 is product type specified for 62.5/125 $\mu$ m MMF.
3. Specific power range can be provided under request.
4. Slope efficiency is defined as  $\Delta P/(12-I_{th})$  at  $25^\circ$ C.

### THERMAL CHARACTERISTICS:

PARAMETERS	SYMBOL	MIN	TYP	MAX	UNIT	TEST CONDITIONS
Thermal Resistance	$R_{th}$		900		$^\circ$ C/W	$T_A=25^\circ$ C
$I_{th}$ Temperature Variation	$\Delta I_{th}$	-1		1	mA	$T_A=0\sim 70^\circ$ C
$V_F$ Temperature Coefficient	$\Delta V_F/\Delta T$	-3.5	-2.5		mV/ $^\circ$ C	$T_A=0\sim 70^\circ$ C, $I_F=12$ mA
$\eta$ Temperature Coefficient	$\Delta\eta/\Delta T$		-0.15		%/ $^\circ$ C	$T_A=0\sim 70^\circ$ C, $I_F=12$ mA
$\lambda_p$ Temperature Coefficient	$\Delta\lambda_p/\Delta T$		0.06		nm/ $^\circ$ C	$T_A=0\sim 70^\circ$ C, $I_F=12$ mA

### ABSOLUTE MAXIMUM RATINGS:

PARAMETERS	MIN	MAX	UNIT	CONDITIONS
Storage Temperature	-40	100	$^\circ$ C	
Operating Temperature	-20	85	$^\circ$ C	
Lead Solder Temperature		260	$^\circ$ C	10 seconds
Continuous Forward Current		40	mA	
Continuous Reverse Voltage		10	V	

\* ST is a registered trademark of AT&T.

Fig. 1 Typical Optical Characteristics

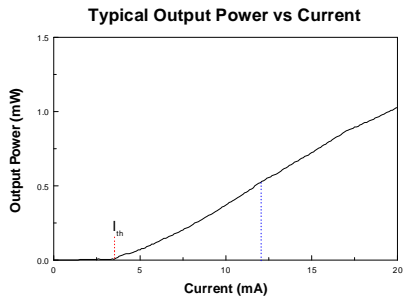


Fig. 2 Typical Electrical Characteristics

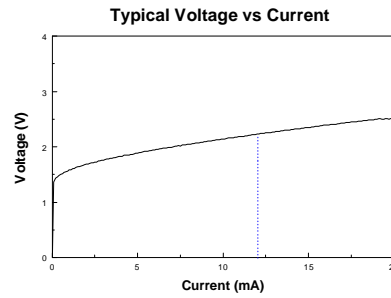
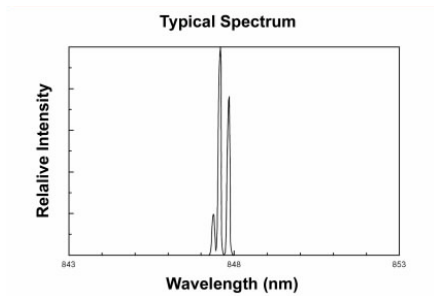
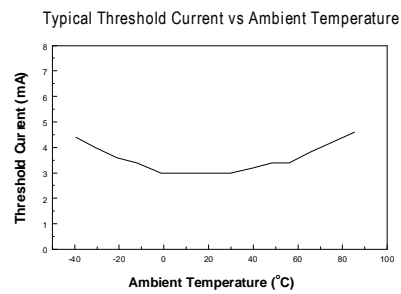


Fig. 3 Spectrum When Driving Current 12 mA



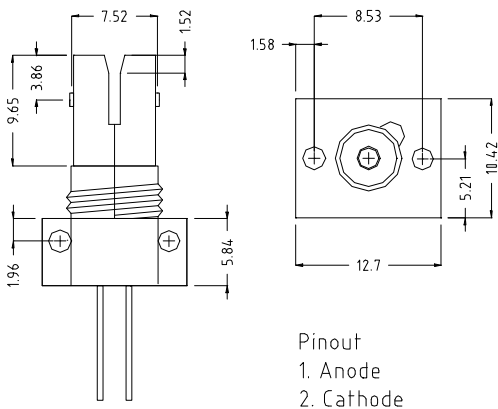
3 transverse modes typically.

Fig. 4 Temperature Dependence of Threshold Current



**OUTLINE DIMENSIONS:**

• Unit: mm



2 1

**WARNING:**

The VCSEL is a class IIIb laser in the safety standard ANSI Z136.1 and should be treated as a potential eye hazard.

