

Applications

- Degaussing of picture tubes

Features

- Two PTC thermistors in a plastic case (3-pin)
- Low residual current through coil due to double PTC configuration
- Marked with manufacturer's logo, type designation and date code
- Flame-retardant case material (UL 94 V-0)
- Solderability to IEC 60068-2-20 (test ta, methode 1)
- Stable performance throughout a large number of switching cycles owing to clamp contacting
- VDE approval for T 209, T 709, T 104, T 704, T 108, T 608 and T 250 (license number 128911)
- UL approval for T 563, T 555, T 705, T 709 to UL 1434 (file number E69802)
- CECC 60738-1-3-001 approval

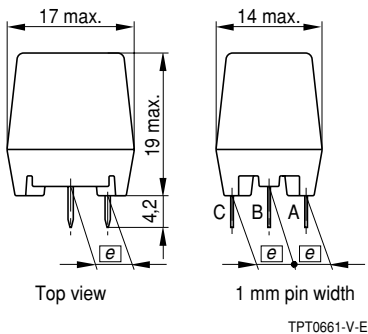
Delivery mode

- Packed in deep-drawn trays

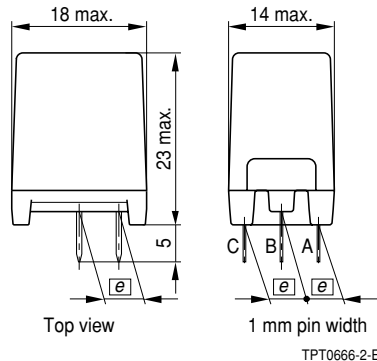
...DataSheet4U.com

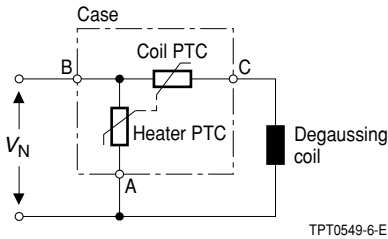
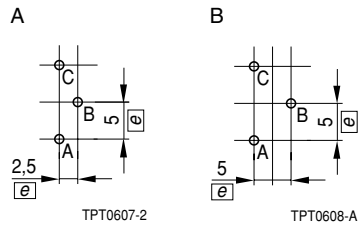
Dimensional drawings

Thermoplast housing for Type:
T 104, T 108, T 209, T 250



Duroplast housing for Type:
T 555, T 563, T 608, T 704, T 705, T 709



Circuit diagram

Hole arrangement

General technical data

Operating temperature range ($V = 0$)	T_{op}	- 25/+ 125	°C
Operating temperature range ($V = V_N$)	T_{op}	0/+ 60	°C

Electrical specifications and ordering codes

Type	$I_{in,coil}$ (0 s) A_{pp}	$I_{r,coil}$ (180 s) ($V=V_N$, $25\text{ °C} \leq T_{op} \leq 60\text{ °C}$) mA_{pp}	R_N Ω	R_{coil} Ω	Housing ¹⁾	De-cay ²⁾	Ordering code
$V_{max} = 140\text{ VAC}$, $V_N = 110\text{ VAC}$							
T 563	≥ 30	≤ 4	3	$\geq 5,5$	D	-	B59563T0060+110
T 555	≥ 29	≤ 4	5	$\geq 4,5$	D	-	B59555T0060+110
$V_{max} = 270\text{ VAC}$, $V_N = 230\text{ VAC}$							
T 705	≥ 24	≤ 5	4,5	≥ 20	D	-	B59705T0060+110
T 209	≥ 18	≤ 8	9	≥ 20	T	SD	B59209T0080+010
T 709	≥ 24	≤ 4	9	≥ 14	D	LD	B59709T0060+110
T 104	≥ 25	≤ 7	14	≥ 10	T	SD	B59104T0080+010
T 704	≥ 25	≤ 4	14	≥ 10	D	LD	B59704T0080+110
T 108	≥ 20	≤ 4	18	≥ 10	T	SD	B59108T0080+010
T 608	≥ 20	≤ 3	18	≥ 10	D	LD	B59608T0080+110
T 250	≥ 10	≤ 4	28	≥ 25	T	-	B59250T0080+010

Replace + by A for hole arrangement A
+ by B for hole arrangement B

1) T: Thermoplast housing; D: Duroplast housing
2) SD: Standard decay behavior; LD: Long decay behavior

Reliability data

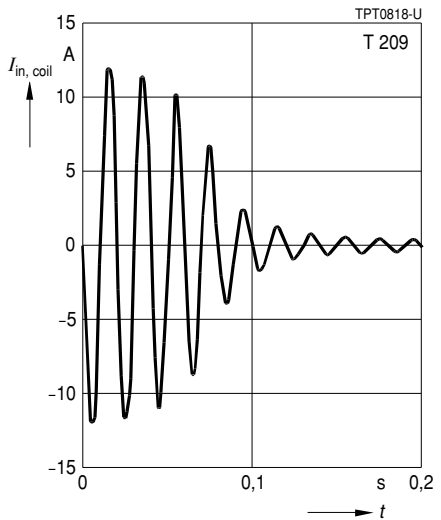
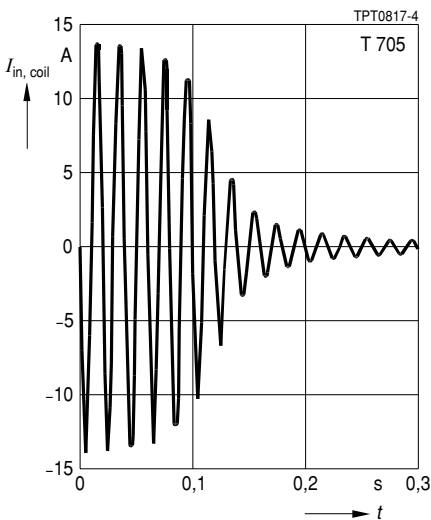
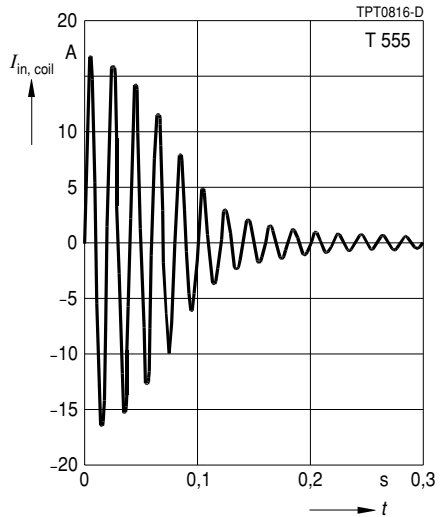
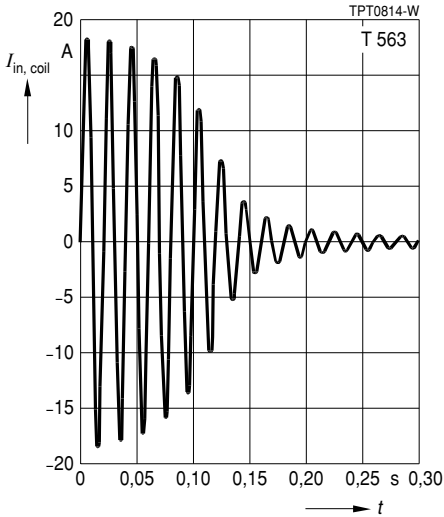
Test	Standard	Test conditions	$ \Delta R_{25}/R_{25} $
Switching test at room temperature	IEC 60738-1	V_{\max} ; R_S Room temperature Number of cycles: 10000	< 20%
Life test at V_{\max}/T_{op}	IEC 60738-1	Storage at V_{\max}/T_{op} for t : 1000 h	< 20%
Damp heat	IEC 60068-2-3	Storage at 40 °C Relative humidity: 93% Duration: 56 days	< 20%
Rapid change of temperature in air	IEC 60068-2-14, Test N_a	$T = T_{\text{LCT}}$, $T = T_{\text{UCT}}$ Number of cycles: 5 t : 30 min	< 20%
Vibration	IEC 60068-2-6, Test F_C	$f = 10-55-10$ Hz $h = 0,75$ mm (respectively 10 g) t : 3 · 2 h	< 20%
Bump	IEC 60068-2-27	Pulse shape: half-sine $a = 40$ g Pulse duration: 6 ms; 6 · 4000 pulses	< 20%
Climatic sequence	IEC 60068-2-30	Dry heat: $T = T_{\text{UCT}}$, t : 16 h Damp heat first cycle Cold: $T = T_{\text{LCT}}$, t : 2 h Damp heat 5 cycles	< 20%

Characteristics

Typical curve of demagnetization current $I_{in,coil}$ measured at V_N

Coil resistance: 5,5 Ω (T 563), 4,5 Ω (T 555), 20 Ω (T 705, T 209)

Ambient temperature: 25 °C

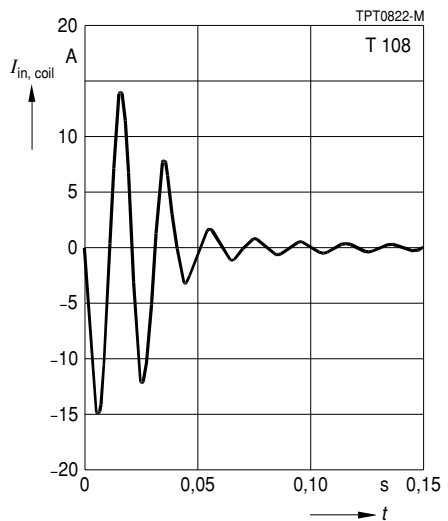
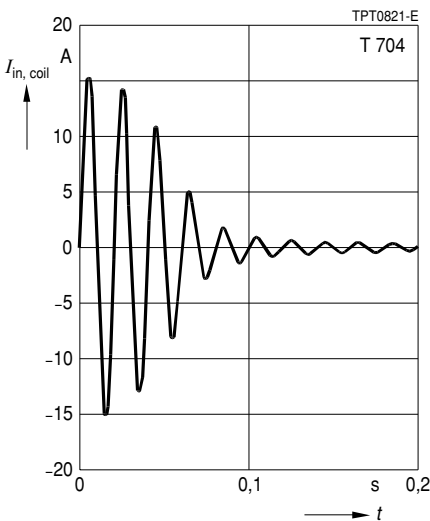
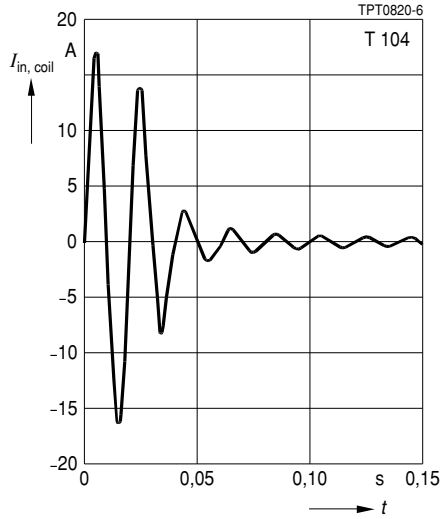
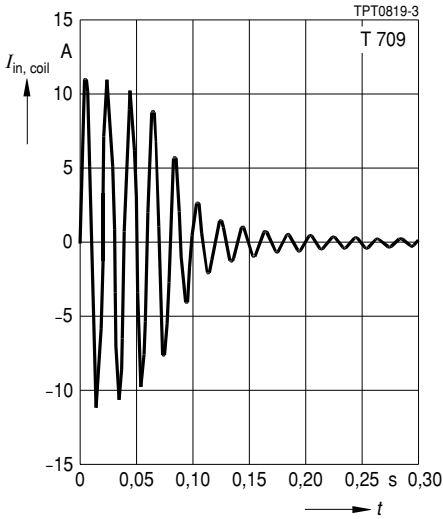


Characteristics

Typical curve of demagnetization current $I_{in,coil}$ measured at V_N

Coil resistance: 14 Ω (T 709), 10 Ω (T 104, T 704, T 108)

Ambient temperature: 25 °C

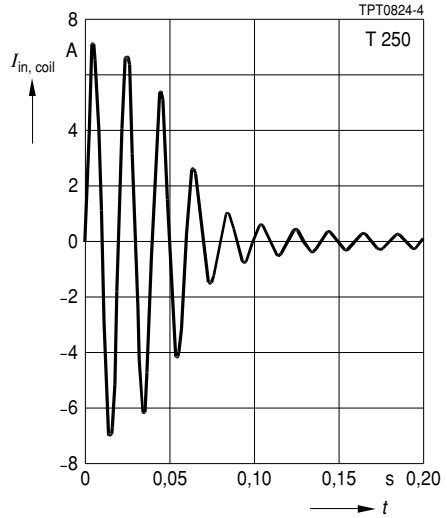
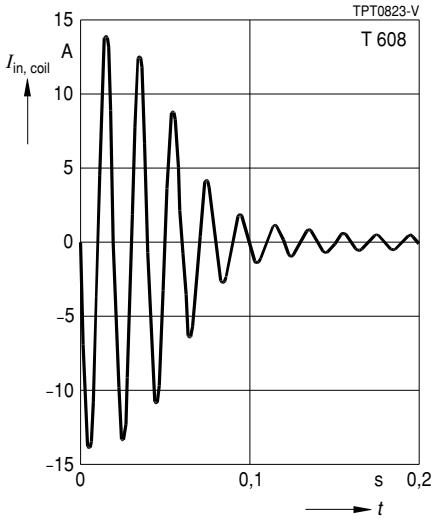


Characteristics

Typical curve of demagnetization current $I_{in,coil}$ measured at V_N

Coil resistance: 10 Ω (T 608), 25 Ω (T 250)

Ambient temperature: 25 °C



Herausgegeben von EPCOS AG

Unternehmenskommunikation, Postfach 80 17 09, 81617 München, DEUTSCHLAND

☎ ++49 89 636 09, FAX (0 89) 636-2 26 89

© EPCOS AG 2002. Vervielfältigung, Veröffentlichung, Verbreitung und Verwertung dieser Broschüre und ihres Inhalts ohne ausdrückliche Genehmigung der EPCOS AG nicht gestattet.

Bestellungen unterliegen den vom ZVEI empfohlenen Allgemeinen Lieferbedingungen für Erzeugnisse und Leistungen der Elektroindustrie, soweit nichts anderes vereinbart wird.

Diese Broschüre ersetzt die vorige Ausgabe.

Fragen über Technik, Preise und Liefermöglichkeiten richten Sie bitte an den Ihnen nächstgelegenen Vertrieb der EPCOS AG oder an unsere Vertriebsgesellschaften im Ausland. Bauelemente können aufgrund technischer Erfordernisse Gefahrstoffe enthalten. Auskünfte darüber bitten wir unter Angabe des betreffenden Typs ebenfalls über die zuständige Vertriebsgesellschaft einzuholen.

Published by EPCOS AG

Corporate Communications, P.O. Box 80 17 09, 81617 Munich, GERMANY

☎ ++49 89 636 09, FAX (0 89) 636-2 26 89

© EPCOS AG 2002. Reproduction, publication and dissemination of this brochure and the information contained therein without EPCOS' prior express consent is prohibited.

Purchase orders are subject to the General Conditions for the Supply of Products and Services of the Electrical and Electronics Industry recommended by the ZVEI (German Electrical and Electronic Manufacturers' Association), unless otherwise agreed.

This brochure replaces the previous edition.

For questions on technology, prices and delivery please contact the Sales Offices of EPCOS AG or the international Representatives.

Due to technical requirements components may contain dangerous substances. For information on the type in question please also contact one of our Sales Offices.