

Features

- Overvoltage/lightning protection to BELLCORE GR-1089
- Typical application is secondary protection on telecom line cards

4A08P-505-RC - Surge Line Protection Module

Matched Pair of Resistors

Electrical Characteristics

Resistance Values (R1 = R2).....	10 - 100 Ω
Resistance Tolerance.....	±5 %
TCR.....	100 ppm/°C
Ratio Tolerance.....	±1 %
Temperature Range.....	-40 °C to +85 °C

Physical Characteristics

Body Style.....	Open Frame SIP
Substrate Material.....	96 % Alumina
Lead Frame Material.....	Copper, solder coated
Flammability.....	Conforms to UL94V-0

Functional Characteristics (per Bellcore GR-1089)

First Level Lightning Surge -

Resistors will remain within tolerance after testing.

1000 Volts Peak, 100 Amp Peak Current, Max. Rise/Min. Decay Time 10x1000 μs, 60 Seconds Between Pulses: Number of Pulses.....	.25 each resistor each polarity .25 simultaneous each polarity
--	---

2500 Volts Peak, 500 Amp Peak Current, Max. Rise/Min. Decay Time 2x10 μs, 60 Seconds Between Pulses: Number of Pulses.....	.10 simultaneous each polarity
---	--------------------------------

First Level AC Power Fault -

Resistors will remain within tolerance after testing.

50 Vrms, 0.33 Amp Short Circuit Current: Duration.....	15 minutes
100 Vrms, 0.17 Amp Short Circuit Current: Duration.....	15 minutes
600 Vrms, 1.00 Amp Short Circuit Current: Duration.....	.60 One-second pulses

Second Level Lightning Surge -

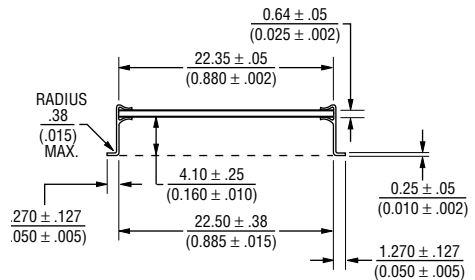
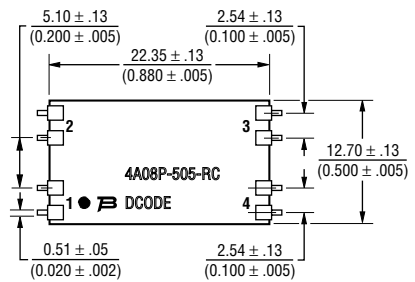
Resistor package must fail safely causing no fire, electrical, or fragmentation hazard.

5000 Volts Peak, 500 Amp Peak Current, Max. Rise/Min. Decay Time 2x10 μs: Number of Pulses.....	.1 simultaneous each polarity
---	-------------------------------

Second Level AC Power Fault -

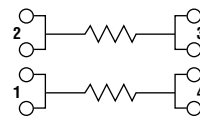
Resistor package must fail safely causing no fire, electrical, or fragmentation hazard.

Product Dimensions



DIMENSIONS: MILLIMETERS
(INCHES)

Electrical Schematic



How To Order

Model	4A 08 P - 505 - XXX
(4A = Surface Mount)	
Number of Pins	
Physical Configuration	
Electrical Configuration	
505 = Matched pair of resistors	
Resistance Code	
• 500 = 50 Ω	



Reliable Electronic Solutions

Asia-Pacific: TEL +886- (0)2 25624117 • FAX +886- (0)2 25624116

Europe: TEL +41-41 7685555 • FAX +41-41 7685510

North America: TEL +1-909 781-5500 • FAX +1-909 781-5700

bourns.com

Specifications are subject to change without notice.

09/02

COPYRIGHT© 2002, BOURNS, INC. LITHO IN U.S.A. 09/02 e/L0211