


Data Display Products®
T-1 PCB MOUNT LEDs
Variable Array, Standard

- Red, Amber, Amber/Yellow, Yellow, Green, Blue
- 2 to 8 LEDs per Array
- For Detailed LED Data, See Discrete Section, MODEL 125

Model		LED(Model 125)				
		Color	λ_{pk} (nm)	$I_v(1)$ (mcd)	Description	
PCH125N-200[2]	Right Angle Mount	-ER	RED	660	48	Diffused
PCV125N-200[2]	Vertical Mount	-ECR	RED	660	60	Non-Diffused
		-EWR	RED	660	60	Water Clear
		-PCR	RED	660	80	Non-Diffused
		-UR	RED	660	100	Diffused
		-UCR	RED	660	160	Non-Diffused
		-UWR	RED	660	160	Water Clear
		-MR	RED	635	8	Diffused
		-BR	RED	635	14	Diffused
		-BCR	RED	635	24	Non-Diffused
		-EA	AMB	605	18	Diffused
		-ECA	AMB	605	24	Non-Diffused
		-EWA	AMB	605	24	Water Clear
		-UA	AMB	605	30	Diffused
		-PCA	AMB	605	40	Non-Diffused
		-UCA	AMB	605	60	Non-Diffused
		-UWA	AMB	605	60	Water Clear
		-MA	AMB	585	9	Diffused
		-BA	AMB	583	14	Diffused
		-BCA	AMB	583	24	Non-Diffused
		-EAY	AMB/YEL	580	18	Diffused
		-ECAY	AMB/YEL	580	24	Non-Diffused
		-EWAY	AMB/YEL	580	24	Water Clear
		-UAY	AMB/YEL	580	30	Diffused
		-PCAY	AMB/YEL	580	40	Non-Diffused
		-UCAY	AMB/YEL	580	60	Non-Diffused
		-UWAY	AMB/YEL	580	60	Water Clear
		-EY	YEL	570	30	Diffused
		-ECY	YEL	570	48	Non-Diffused
		-EWY	YEL	570	48	Water Clear
		-PCY	YEL	570	60	Non-Diffused
		-UY	YEL	570	80	Diffused
		-UCY	YEL	570	150	Non-Diffused
		-UWY	YEL	570	150	Water Clear
		-BG	GRN	565	14	Diffused
		-BCG	GRN	565	24	Non-Diffused
		-MG	GRN	562	5	Diffused
		-EG	GRN	555	8	Diffused
		-ECG	GRN	555	15	Non-Diffused

**** continued ****



Data Display Products®

T-1 PCB MOUNT LEDs

Variable Array, Standard

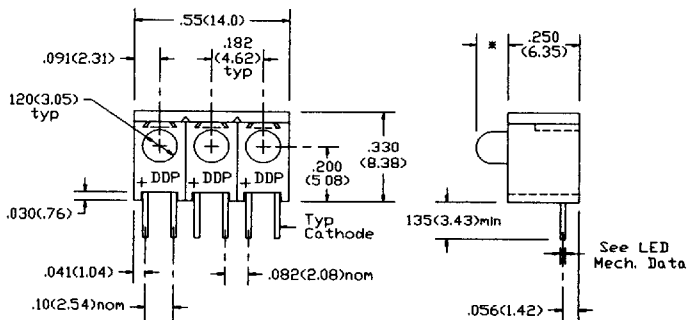
Model	LED(Model 125)			
	Color	λ_{pk} (nm)	$I_v[1]$ (mcd)	Description
-EWG	GRN	555	15	Water Clear
-PCG	GRN	555	20	Non-Diffused
-UG	GRN	555	20	Diffused
-UCG	GRN	555	60	Non-Diffused
-UWG	GRN	555	60	Water Clear
-SB	BLU	470	1	Diffused
-SCB	BLU	470	2	Non-Diffused
-SWB	BLU	470	3	Water Clear

[1] I_v = typical luminous intensity @ $I_f = 20mA (T_a = 25^\circ C)$. For "U" Series LEDs, $I_f = 40mA$.

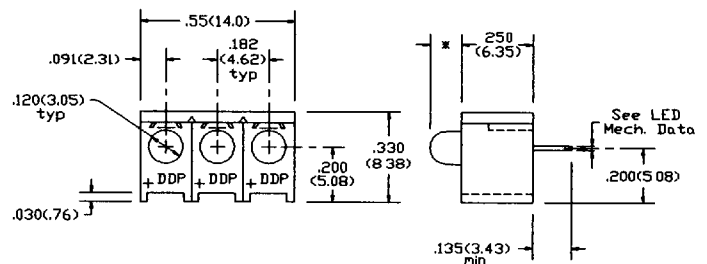
[2] Replace N with the number of LEDs in the array, 2 - 8 (e.g. PCH1253-200).

To Order: Select one **BOLD** component from each **SHADED** column in the table except as noted.


Examples: **PCH1255-200-PCY** (Model PCH125N-200, 5 LED Horizontal Array, P Series, Non-Diffused YEL LEDs)
PCV1253-200-MR/MG/MA (Model PCV125N-200, 3 LED Vertical Array, M Series, Diffused RED/GRN/AMB LEDs)



PCH1253-200



PCV1253-200



* 125-BX, -BCX, -MX, -SXB	.09
125-PCX	.12
125-EX, -ECX, -EWX, -UX, -UCX, -UWX	.14

All dimensions are in inches(mm)
 Tolerances: .xx"(x) ± .025"(.63) / .xxx"(xx) ± .010"(.25)
 Specifications are subject to change without notice.



Data Display Products®

T-1 PCB MOUNT LEDs
Variable Array, Specialty Operation

- Low Power, Bi-Color, Integrated Resistor
- 2 to 8 LEDs per Array
- For Detailed LED Data, See Discrete LEDs, MODEL 125

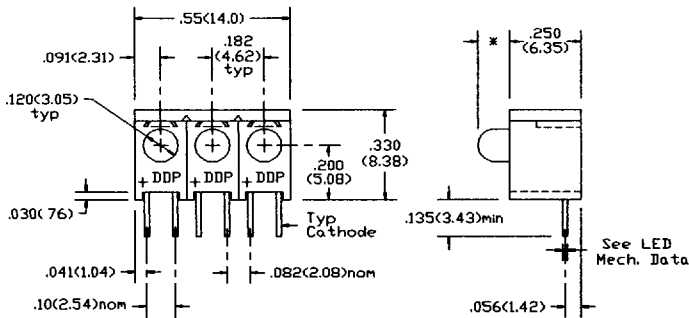
Model		LED(Model 125)				
		Color	λpk (nm)	Iv[1] (mcd)	Description	
PCH125N-200[2]	Right Angle Mount	-RLP	RED	635	1.8	Low Power
	PCV125N-200[2]	Vertical Mount	-ALP	AMB	583	1.6
-GLP			GRN	565	1.6	Low Power
-RG			R/G	635/565	5/5	Bi-Color, Red Cathode
-BR5V			RED	635	4	Integrated Resistor, for 5VDC
-BA5V			AMB	583	4	Integrated Resistor, for 5VDC
-BG5V			GRN	565	4	Integrated Resistor, for 5VDC
-BR12V			RED	635	4	Integrated Resistor, for 12VDC
-BA12V			AMB	583	4	Integrated Resistor, for 12VDC
-BG12V			GRN	565	4	Integrated Resistor, for 12VDC

[1] Iv = typical luminous intensity @ If = 20mA (Ta = 25°C). For Low Power LEDs, @ If = 2mA. For Integrated Resistor LEDs, @ Vf = 5VDC, or @ Vf = 12VDC.

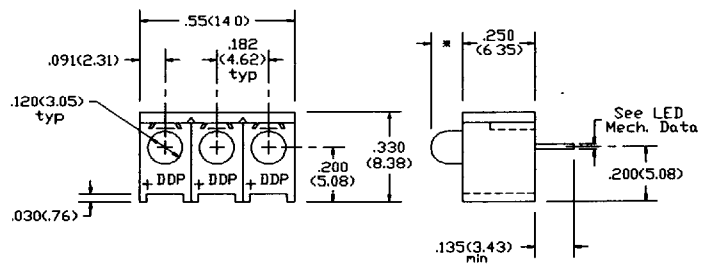
[2] Replace N with the number of LEDs in the array, 2 - 8 (e.g. PCH1253-200).

To Order: Select one **BOLD** component from each **SHADED** column in the table except as noted.

Examples: **PCH1255-200-RG** (Model PCH125N-200, 5 LED Horizontal Array, Bi-Color LEDs)
PCV1253-200-RLP/ALP/GLP (Model PCV125N-200, 3 LED Vertical Array, RED/AMB/GRN, Low Power LEDs)



PCH1253-200



PCV1253-200

* 125-XLP, -BX5V, -BX12V	.09
125-RG	.12

All dimensions are in inches(mm)
Tolerances: .xx"(x) ± .025"(.63) / .xxx"(xx) ± .010"(.25)
Specifications are subject to change without notice.