

一般整流用ダイオード

GENERAL USE RECTIFIER DIODE

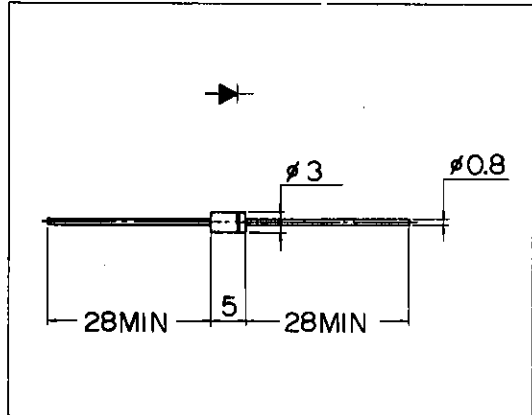
■特長：Features

- 小型軽量 Compact size, light weight
- 高信頼性 High reliability

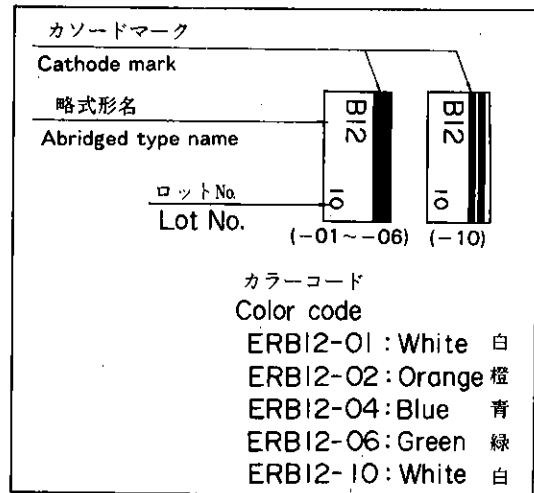
■用途：Applications

- 電源整流
General purpose rectifier applications

■外形寸法：Outline Drawings



■表示：Marking



■定格と特性：Maximum Ratings and Characteristics

●絶対最大定格：Absolute Maximum Ratings

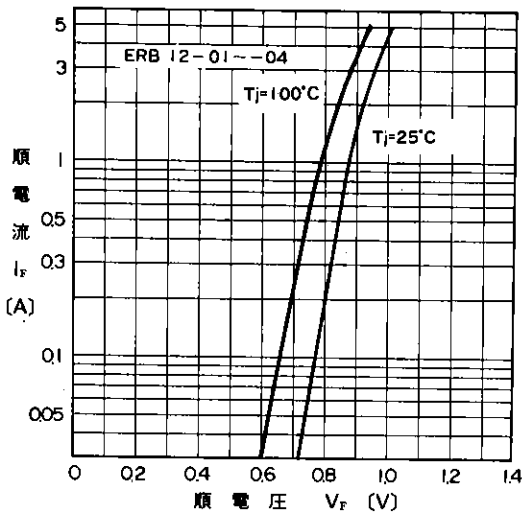
Items	Symbols	Conditions	Ratings					Units
			-01	-02	-04	-06	-10	
ピーク繰り返し逆電圧 Repetitive Peak Reverse Voltage	V_{RRM}		100	200	400	600	1000	V
平均順電流 Average Forward Current	$I_{F(AV)}$	抵抗負荷 Resistive Load $T_a=60^\circ\text{C}$ (但しERB12-10のみ $T_a=25^\circ\text{C}$)	1.0					A
サージ電流 Surge Current	I_{FSM}	正弦波 Sine Wave 10ms 無負荷状態より	60			40		A
接合温度 Operating Junction Temperature	T_j		-40~+140					$^\circ\text{C}$
保存温度 Storage Temperature	T_{stg}		-40~+140					$^\circ\text{C}$

●電気的特性(特に指定がない限り周囲温度 $T_a=25^\circ\text{C}$ とする)

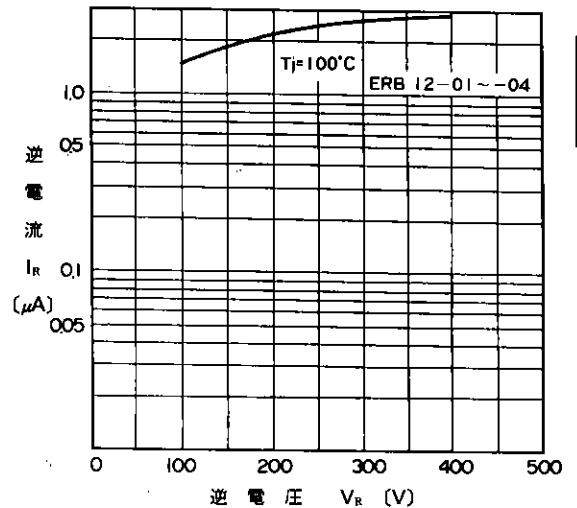
Electrical Characteristics ($T_a=25^\circ\text{C}$ Unless otherwise specified)

Items	Symbols	Conditions	Max.	Units
順電圧 Forward Voltage Drop	V_{FM}	$T_j=25^\circ\text{C}$ $I_{FM}=2.0\text{A}$	1.1	V
逆電流 Reverse Current	I_{RRM}	$T_j=25^\circ\text{C}$ $V_R=V_{RRM}$	10	μA

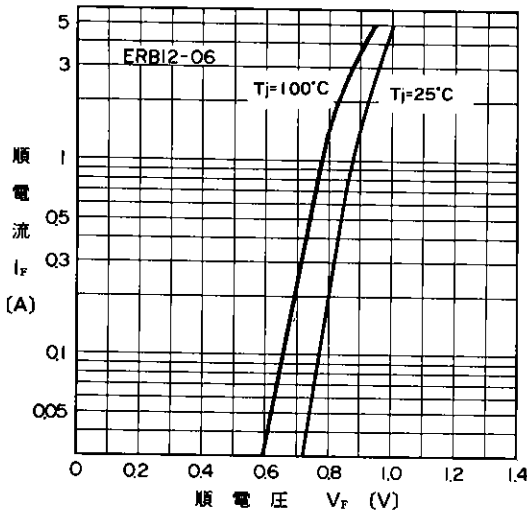
■特性曲線 : Characteristics



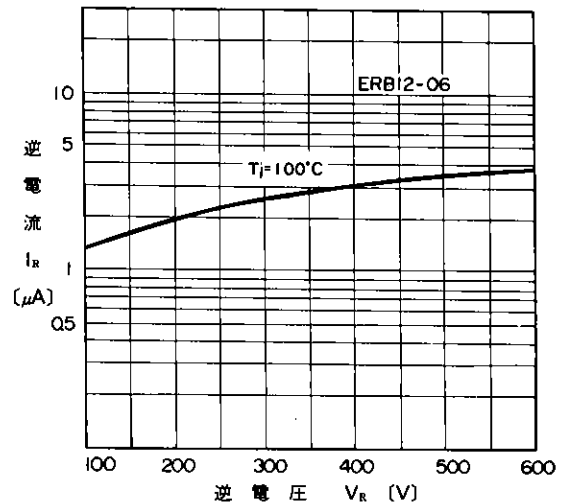
順特性 (代表特性)
 Forward Characteristics



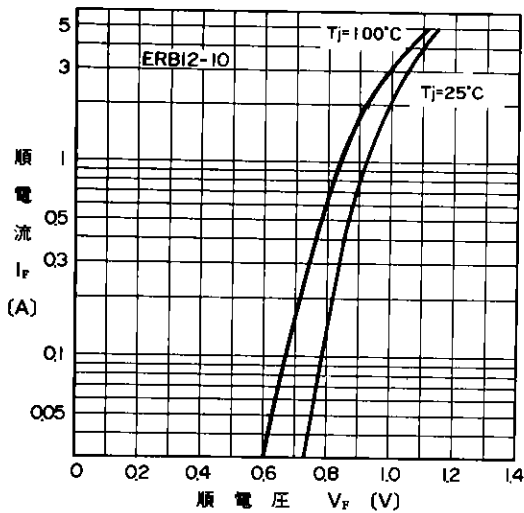
逆特性 (代表特性)
 Reverse Characteristics



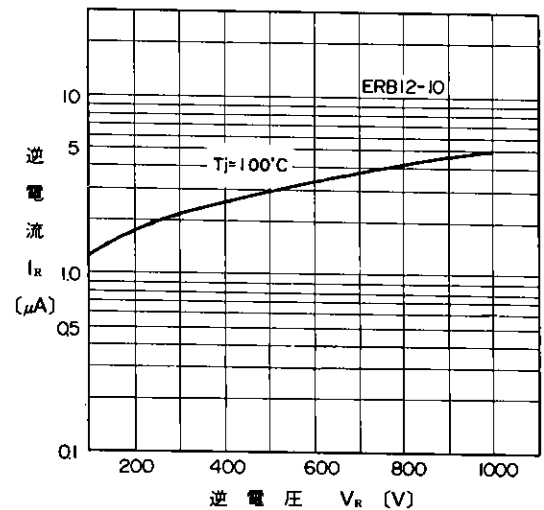
順特性 (代表特性)
 Forward Characteristics



逆特性 (代表特性)
 Reverse Characteristics

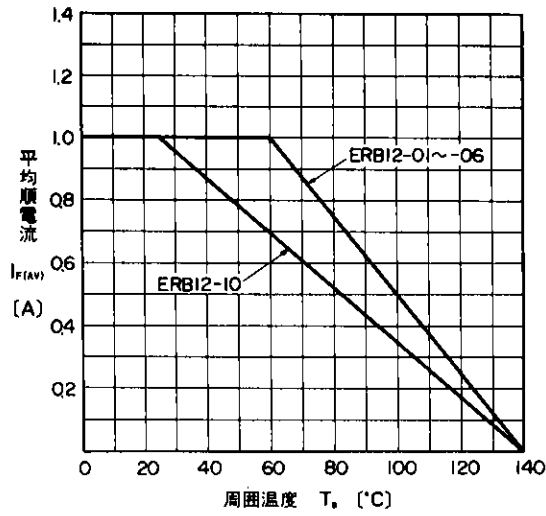


順特性 (代表特性)
 Forward Characteristics

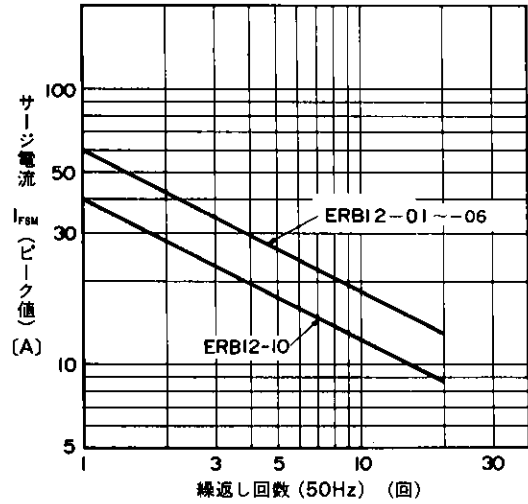


逆特性 (代表特性)
 Reverse Characteristics

A



平均順電流—周囲温度特性
Current Derating ($I_{F(AV)}-T_a$)



サージ電流耐量
Surge Capability