NUMBER C-176135

3rd ANGLE PROJECTION

METRIC

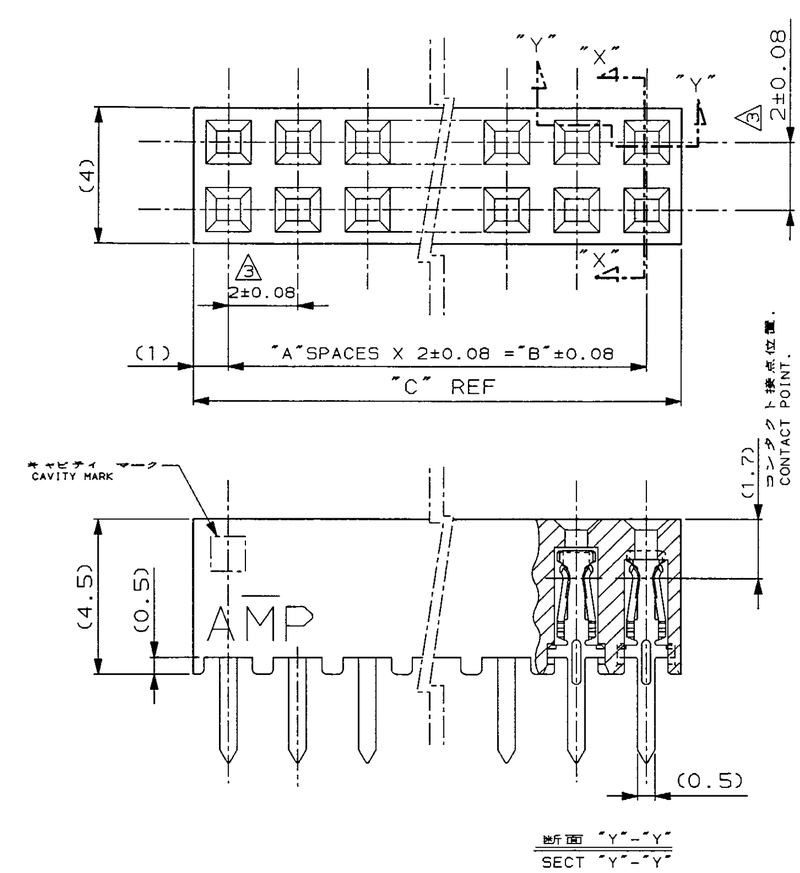

断面 "Y"-"Y"
SECT "Y"-"Y"

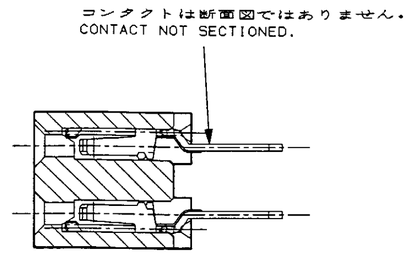

断面 "X"-"X"
SECT "X"-"X"

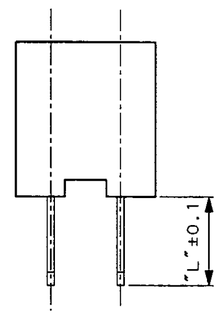

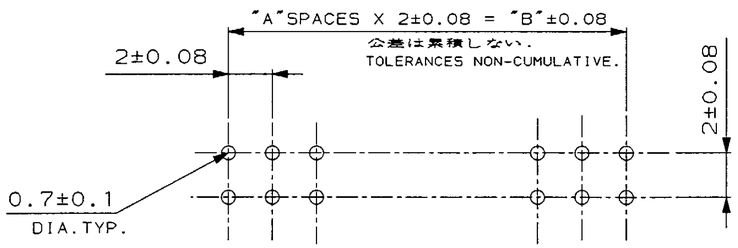

プリント基板推奨取付穴位置
RECOMMENDED HOLE LAYOUT

NOTES;

1. MATERIAL:HOUSING;GLASS FIELD NYLON,UL 94V-0.
   RECEPTACLE CONTACT:COPPER ALLOY.
2. FINISH;CONTACT POINT:"T"THK GOLD ON NICKEL
   0.0013 MIN ALL OVER.
   SOLDERING AREA:0.001 MIN TIN-LEAD.
3. THESE DIMENSIONS APPLY TO CAVITY CENTER LINES
   ONLY,NOT CONTACT LOCATIONS.(TOLERANCES
   NON-CUMULATIVE)
4. PRODUCT SPEC : 108-5296

注記;

1. 材料:ハウジング:ガラス入りナイロン,UL 94V-0.
   リセプタクル コンタクト:銅合金
2. 仕上げ;接点部:"T"厚の金めっき.NI下地 0.0013MIN.
   半田付部:半田めっき 0.001MIN.
3. これらの寸法は、コンタクトの中心ではなく
   ハウジング穴の中心線で測定する.
   (公差は累積しない)
4. 製品規格 : 108-5296

| | | |