



Micro Commercial Components

Micro Commercial Components  
20736 Marilla Street Chatsworth  
CA 91311  
Phone: (818) 701-4933  
Fax: (818) 701-4939

2N3904

## Features

- Through Hole Package
- Capable of 600mWatts of Power Dissipation and 200mA Ic.
- € Case Material: Molded Plastic. UL Flammability Classification Rating 94V-0 and MSL rating 1
- € Marking: Type number
- Lead Free Finish/Rohs Compliant ("P" Suffix designates Compliant. See ordering information)

## NPN General Purpose Amplifier

### Electrical Characteristics @ 25°C Unless Otherwise Specified

Symbol	Parameter	Min	Max	Units
<b>OFF CHARACTERISTICS</b>				
$V_{(BR)CEO}$	Collector-Emitter Breakdown Voltage* ( $I_C=1.0mA$ , $I_B=0$ )	40		Vdc
$V_{(BR)CBO}$	Collector-Base Breakdown Voltage ( $I_C=10\mu A$ , $I_E=0$ )	60		Vdc
$V_{(BR)EBO}$	Emitter-Base Breakdown Voltage ( $I_E=10\mu A$ , $I_C=0$ )	6.0		Vdc
$I_{BL}$	Base Cutoff Current ( $V_{CE}=30Vdc$ , $V_{BE}=3.0Vdc$ )		50	nAdc
$I_{CEX}$	Collector Cutoff Current ( $V_{CE}=30Vdc$ , $V_{BE}=3.0Vdc$ )		50	nAdc

### ON CHARACTERISTICS

$h_{FE}$	DC Current Gain* ( $I_C=0.1mA$ , $V_{CE}=1.0Vdc$ ) ( $I_C=1.0mA$ , $V_{CE}=1.0Vdc$ ) ( $I_C=10mA$ , $V_{CE}=1.0Vdc$ ) ( $I_C=50mA$ , $V_{CE}=1.0Vdc$ ) ( $I_C=100mA$ , $V_{CE}=1.0Vdc$ )	40 70 100 60 30	300	
$V_{CE(sat)}$	Collector-Emitter Saturation Voltage ( $I_C=10mA$ , $I_B=1.0mA$ ) ( $I_C=50mA$ , $I_B=5.0mA$ )		0.2 0.4	Vdc
$V_{BE(sat)}$	Base-Emitter Saturation Voltage ( $I_C=10mA$ , $I_B=1.0mA$ ) ( $I_C=50mA$ , $I_B=5.0mA$ )	0.65	0.85 0.95	Vdc

### SMALL-SIGNAL CHARACTERISTICS

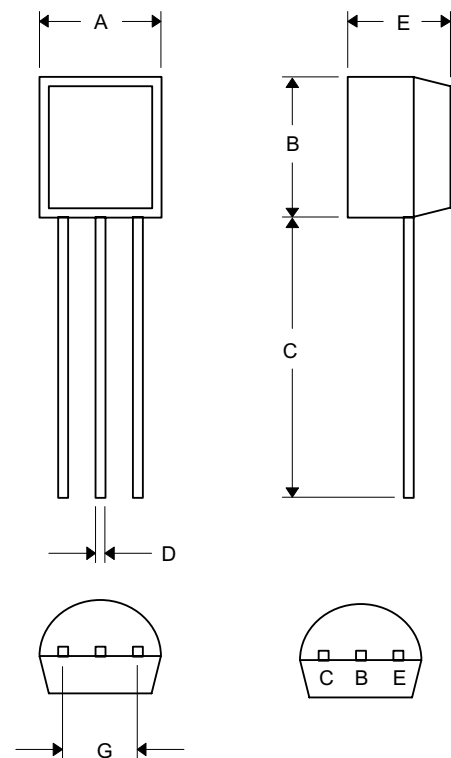
$f_T$	Current Gain-Bandwidth Product ( $I_C=10mA$ , $V_{CE}=20Vdc$ , $f=100MHz$ )	250		MHz
$C_{obo}$	Output Capacitance ( $V_{CB}=5.0Vdc$ , $I_E=0$ , $f=1.0MHz$ )		4.0	pF
$C_{ibo}$	Input Capacitance ( $V_{BE}=0.5Vdc$ , $I_C=0$ , $f=1.0MHz$ )		8.0	pF
NF	Noise Figure ( $I_C=100\mu A$ , $V_{CE}=5.0Vdc$ , $R_S=1.0k\Omega$ , $f=10Hz$ to $15.7kHz$ )		5.0	dB

### SWITCHING CHARACTERISTICS

$t_d$	Delay Time	( $V_{CC}=3.0Vdc$ , $V_{BE}=0.5Vdc$ )	35	ns
$t_r$	Rise Time	( $I_C=10mA$ , $I_{B1}=1.0mA$ )	35	ns
$t_s$	Storage Time	( $V_{CC}=3.0Vdc$ , $I_C=10mA$ )	200	ns
$t_f$	Fall Time	( $I_{B1}=I_{B2}=1.0mA$ )	50	ns

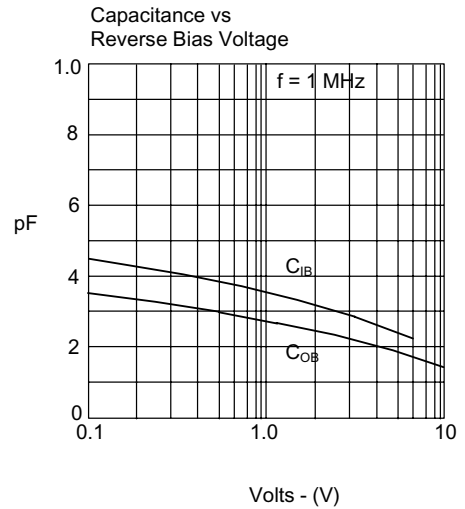
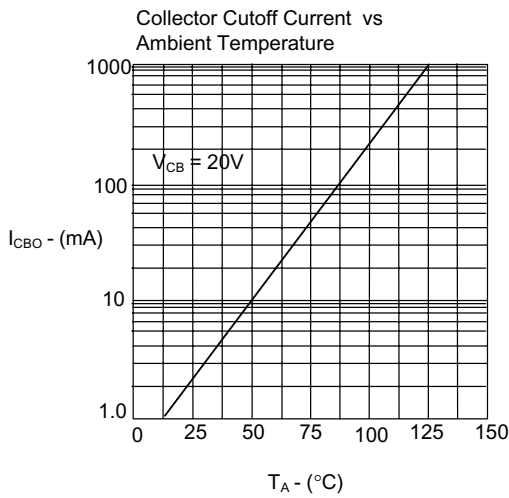
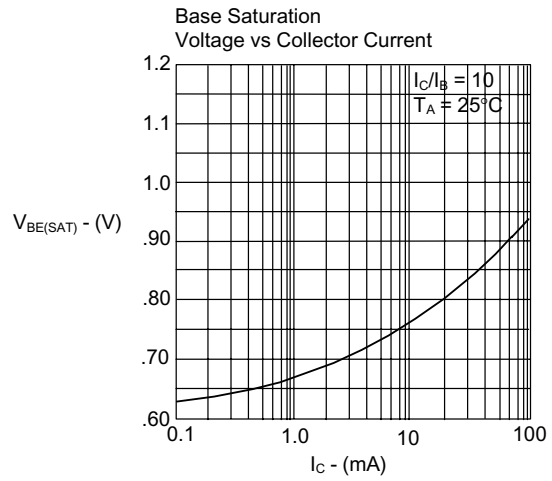
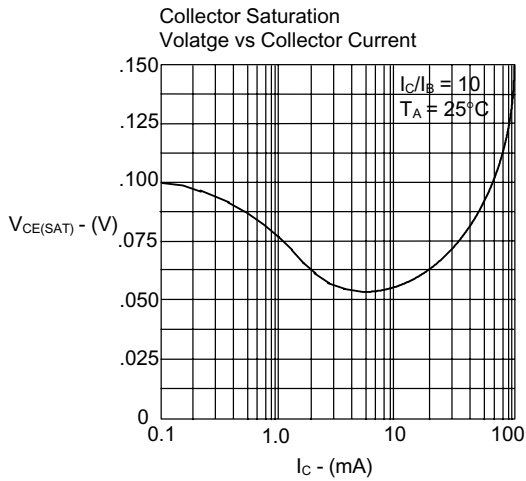
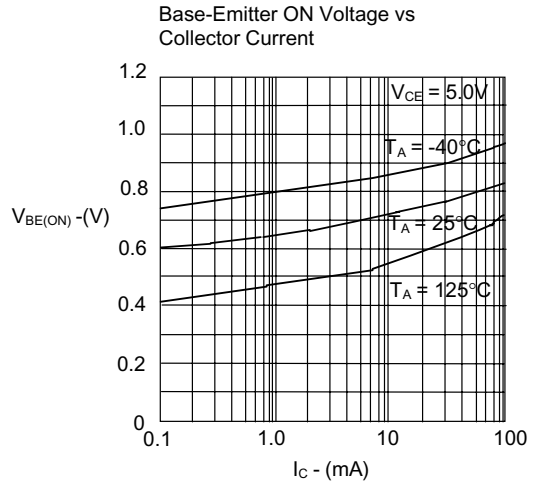
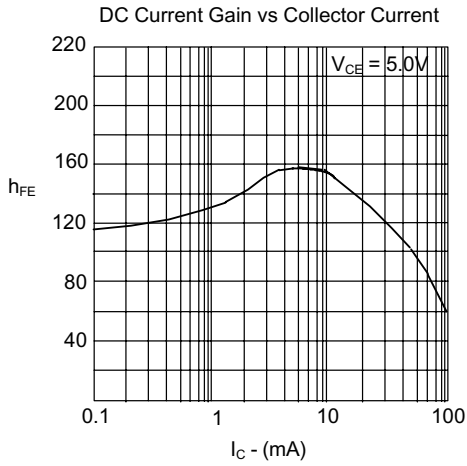
\*Pulse Width  $\leq 300\mu s$ , Duty Cycle  $\leq 2.0\%$

### TO-92

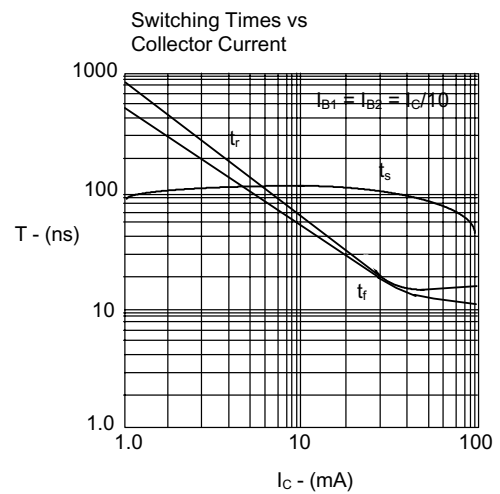
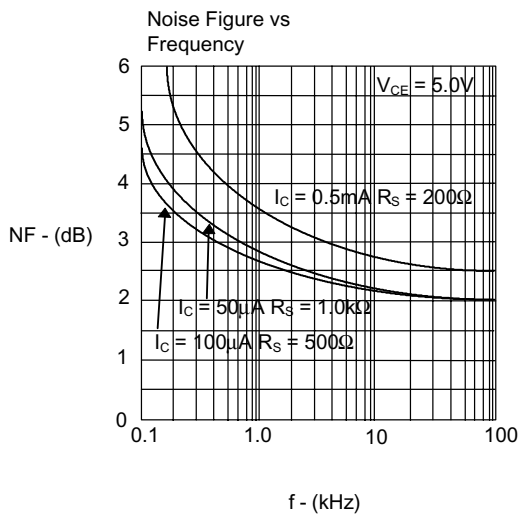
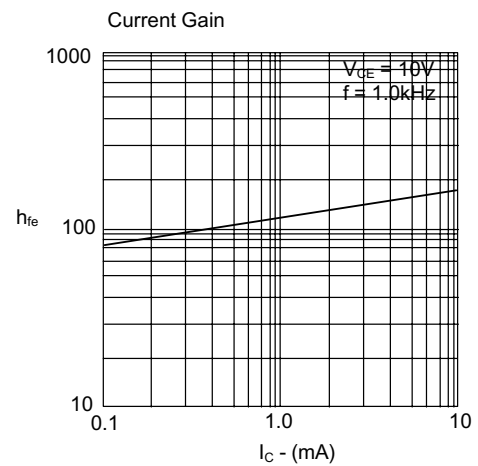
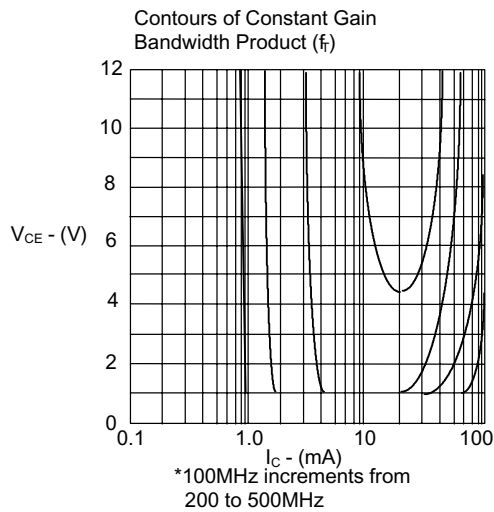
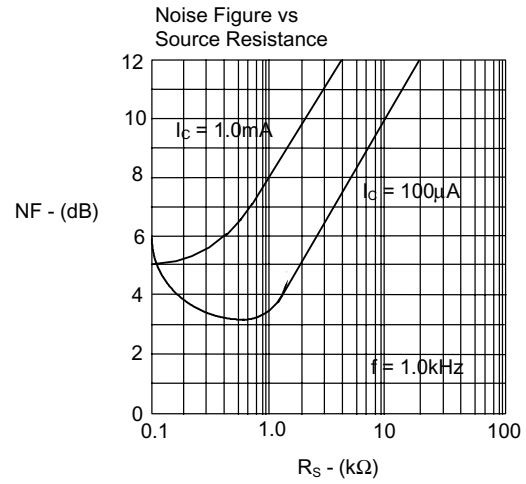
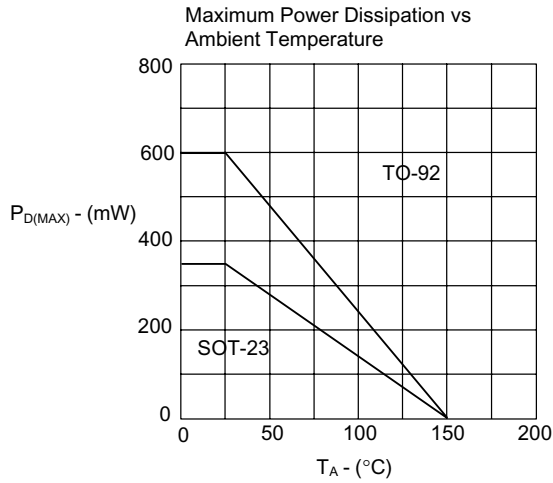


DIM	DIMENSIONS				NOTE
	INCHES		MM		
A	.170	.190	4.33	4.83	
B	.170	.190	4.30	4.83	
C	.550	.590	13.97	14.97	
D	.010	.020	0.36	0.56	
E	.130	.160	3.30	3.96	
G	.096	.104	2.44	2.64	

[www.mccsemi.com](http://www.mccsemi.com)



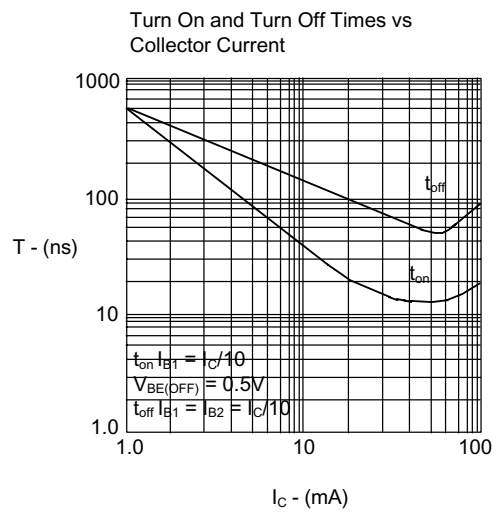
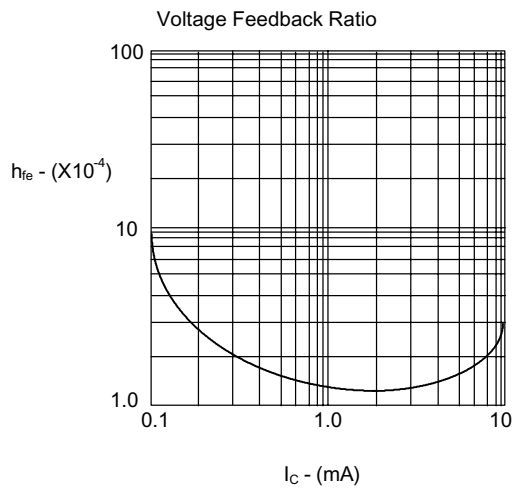
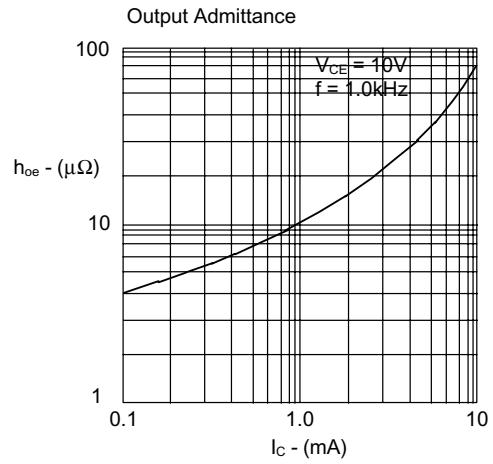
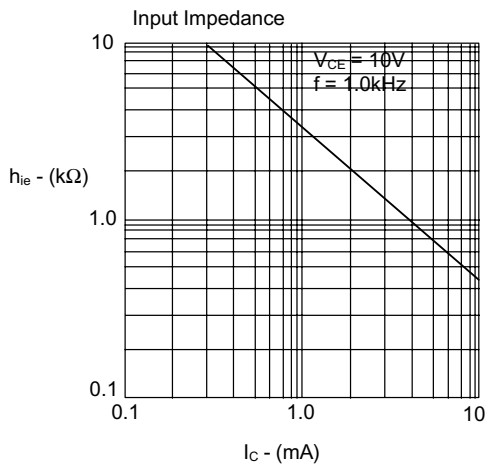
# 2N3904



# 2N3904



Micro Commercial Components





Micro Commercial Components

## Ordering Information

Device	Packing
(Part Number)-AP	Ammo Packing; 2Kpcs/AmmoBox
(Part Number)-BP	Bulk; 1Kpcs/Bag

### \*\*\*IMPORTANT NOTICE\*\*\*

*Micro Commercial Components Corp.* reserves the right to make changes without further notice to any product herein to make corrections, modifications, enhancements, improvements, or other changes. *Micro Commercial Components Corp.* does not assume any liability arising out of the application or use of any product described herein; neither does it convey any license under its patent rights, nor the rights of others. The user of products in such applications shall assume all risks of such use and will agree to hold *Micro Commercial Components Corp.* and all the companies whose products are represented on our website, harmless against all damages.

### \*\*\*LIFE SUPPORT\*\*\*

MCC's products are not authorized for use as critical components in life support devices or systems without the expresse written approval of Micro Commercial Components Corporation.