



PJGBLC03~PJGBLC24C SERIES

ULTRA LOW CAPACITANCE TVS ARRAY

VOLTAGE 3.0~24 Volts **POWER** 350 Watts

SOD-323

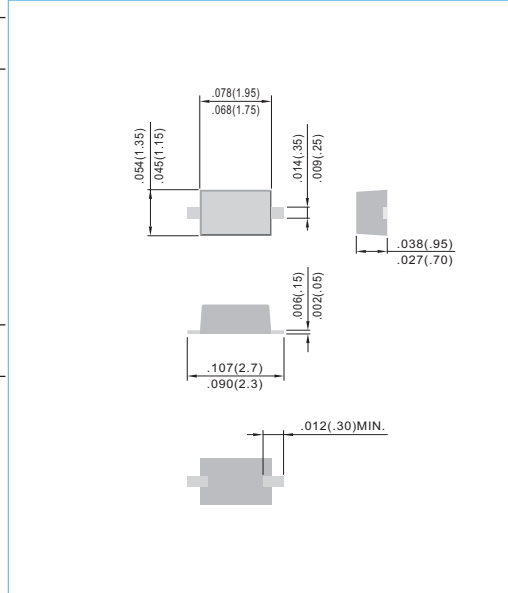
Unit: inch (mm)

FEATURES

- 61000-4-2(ESD) : Air-15KV,Contact-8KV
- Unidirectional & Bidirectional Configurations
- Replacement for MLV (0805)
- Protects One Power or I/O Port
- Low Clamping Voltage
- Ultra Low Capacitance : 3pF Maximum
- In compliance with EU RoHS 2002/95/EC directives

MECHANICAL DATA

- Case: SOD-323,Molded plastic over passivated junction
- Terminals: Solderable per MIL-STD-750, Method 2026
- Approx. Weight: 0.0041 grams
- Mounting Position : Any



MAXIMUM RATINGS (@25°C unless otherwise specified)

PARAMETER	SYMBOL	VALUE	UNITS
Peak Pulse Power ($t_P=8/20\mu s$)-See Figure 1	P _{PP}	350	Watts
Operating and Storage Temperature Range	T _J ,T _{STG}	-55 to +150	°C



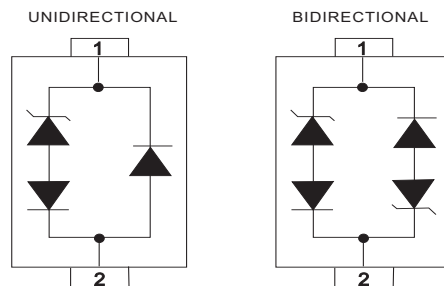
PJGBLC03~PJGBLC24C SERIES

ELECTRICAL CHARACTERISTICS PER LINE (@25°C unless otherwise specified)

Part Number (See Notes1-2)	Peak Power Dissipation @8/20μs P _{PPM}	Rated-Stand- Off Voltage	Reverse Breakdown Voltage				Maximum Clamping Voltage (See Fig.2) @8/20μs P _{PPM}		Leakage Current	Off-State Capacitance, 1MHz Zero dc Bias	Marking Code	
			V _{RWM}		V _{BR} @ I _T		V _C @I _{PP}			I _R @ V _{RWM}		0V@1MHz
			Max.		Min.	Max.				Max.		Max.
			W	V	V	V	mA	V		A		μA
PJGBLC03	350	3.0	4.75	5.25	1	7.5	1	20	3	AA		
PJGBLC03C	350	3.0	4.75	5.25	1	7.5	1	20	3	AQ		
PJGBLC05	350	5.0	7.03	7.77	1	9.8	1	5	3	AB		
PJGBLC05C	350	5.0	7.03	7.77	1	9.8	1	5	3	AL		
PJGBLC08	350	8.0	8.93	9.87	1	13.4	1	1	3	AC		
PJGBLC08C	350	8.0	8.93	9.87	1	13.4	1	1	3	AR		
PJGBLC12	350	12	13.97	15.44	1	19	1	1	3	AJ		
PJGBLC12C	350	12	13.97	15.44	1	19	1	1	3	AM		
PJGBLC15	350	15	17.39	19.22	1	24	1	1	3	AS		
PJGBLC15C	350	15	17.39	19.22	1	24	1	1	3	AN		
PJGBLC24	350	24	27.27	30.14	1	43	1	1	3	AT		
PJGBLC24C	350	24	27.27	30.14	1	43	1	1	3	AP		

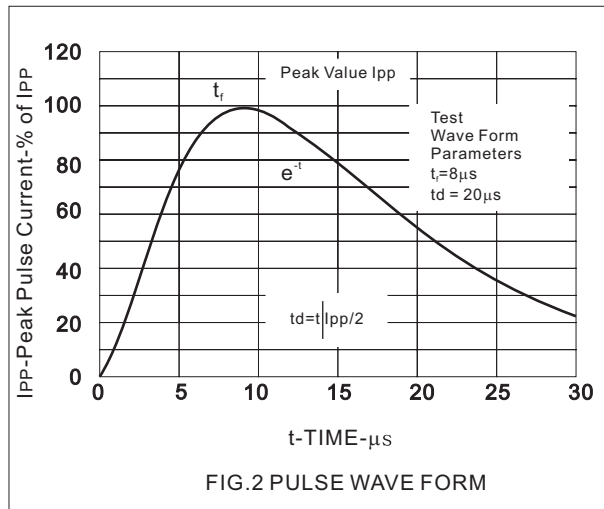
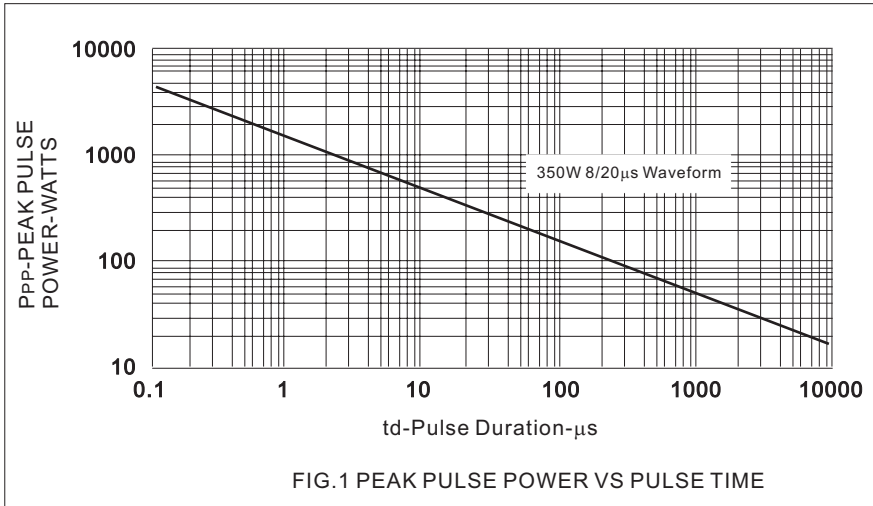
NOTES:

- 1.Part numbers with an additional "C" suffix are bidirectional devices, i.e., PJGBLC03C
- 2.Unidirectional Only : Positive potential is applied from pin 2 to 1





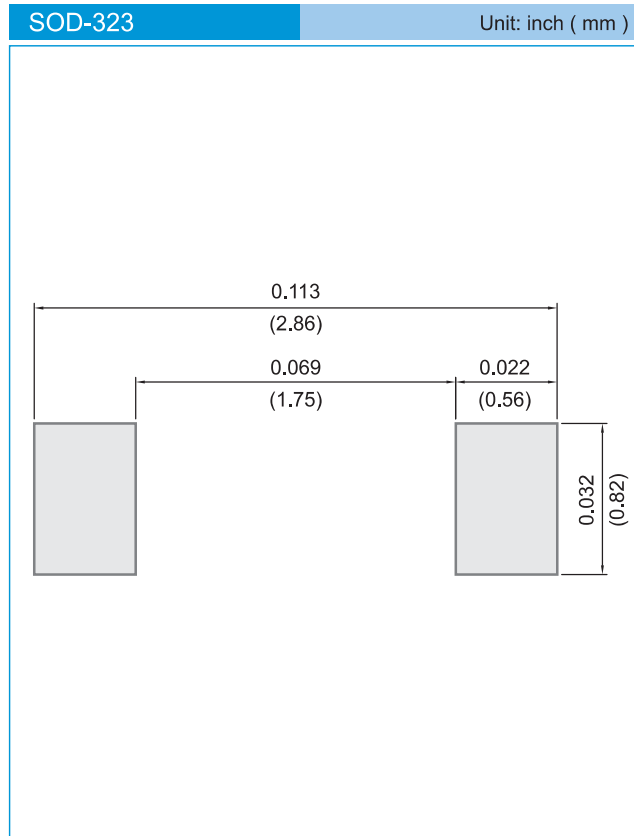
PJGBLC03~PJGBLC24C SERIES





PJGBLC03~PJGBLC24C SERIES

MOUNTING PAD LAYOUT



ORDER INFORMATION

- Packing information
 - T/R - 12K per 13" plastic Reel
 - T/R - 5K per 7" plastic Reel

LEGAL STATEMENT

Copyright PanJit International, Inc 2009

The information presented in this document is believed to be accurate and reliable. The specifications and information herein are subject to change without notice. Pan Jit makes no warranty, representation or guarantee regarding the suitability of its products for any particular purpose. Pan Jit products are not authorized for use in life support devices or systems. Pan Jit does not convey any license under its patent rights or rights of others.